



**IT JUST MEANS MORE.™**

**2019** **BASEBALL**  
**RECORD BOOK**

[SECSports.com](http://SECSports.com)



# SEC COMPOSITE SCHEDULE

## Feb. 15 (Friday)

Presbyterian at Alabama - 4:00 p.m.  
 Eastern Illinois at Arkansas - 4:00 p.m.  
 Kentucky at Austin Peay - 4:00 p.m.  
 Liberty at South Carolina - 4:00 p.m.  
 Appalachian State at Tennessee - 4:30 p.m.  
 Dayton at Georgia - 5:00 p.m.  
 Wright State at Ole Miss - 5:00 p.m.  
 Youngstown State at Mississippi State - 5:00 p.m.  
 Missouri at North Florida - 6:05 p.m.  
 Long Beach State at Florida - 6:30 p.m.  
 Georgia Southern at Auburn - 7:00 p.m.  
 Vanderbilt vs. Virginia - 7:00 p.m. [Talking Stick, Ariz.]  
 Fordham at Texas A&M - 7:30 p.m.  
 ULM at LSU - 8:00 p.m.

## Feb. 16 (Saturday)

Wright State at Ole Miss - 1:00 p.m.  
 Dayton at Georgia - 2:00 p.m.  
 Kentucky at Austin Peay - 2:00 p.m.  
 Appalachian State at Tennessee - 2:00 p.m.  
 Missouri at North Florida - 2:05 p.m.  
 Eastern Illinois at Arkansas - 3:00 p.m.  
 Georgia Southern at Auburn - 3:00 p.m.  
 Army at LSU - 3:00 p.m.  
 Youngstown State at Mississippi State - 3:00 p.m.  
 Liberty at South Carolina - 3:00 p.m.  
 Fordham at Texas A&M - 3:00 p.m.  
 Vanderbilt vs. Cal State Fullerton - 3:00 p.m. [Talking Stick, Ariz.]  
 Presbyterian at Alabama - 4:00 p.m.  
 Long Beach State at Florida - 4:00 p.m.

## Feb. 17 (Sunday)

Long Beach State at Florida - 1:00 p.m.  
 Dayton at Georgia - 1:00 p.m.  
 Wright State at Ole Miss - 1:00 p.m.  
 Youngstown State at Mississippi State - 1:00 p.m.  
 Appalachian State at Tennessee - 1:00 p.m.  
 Fordham at Texas A&M - 1:00 p.m.  
 Vanderbilt vs. TCU - 1:00 p.m. [Talking Stick, Ariz.]  
 Missouri at North Florida - 1:05 p.m.  
 Liberty at South Carolina - 1:30 p.m.  
 Presbyterian at Alabama - 2:00 p.m.  
 Eastern Illinois at Arkansas - 2:00 p.m.  
 Georgia Southern at Auburn - 2:00 p.m.  
 Kentucky at Austin Peay - 2:00 p.m.  
 Air Force at LSU - 4:00 p.m.

## Feb. 19 (Tuesday)

Jacksonville State at Alabama - 4:00 p.m.  
 Missouri at Florida A&M - 4:00 p.m.  
 Winthrop at South Carolina - 4:00 p.m.  
 Northern Kentucky at Tennessee - 4:30 p.m.  
 Alabama A&M at Auburn - 5:00 p.m.  
 Arkansas State at Ole Miss - 5:00 p.m.  
 Georgia at Kennesaw State - 5:00 p.m.  
 Florida at South Florida - 6:30 p.m.  
 Southeastern Louisiana at LSU - 7:30 p.m.  
 Stephen F. Austin at Texas A&M - 7:30 p.m.

## Feb. 20 (Wednesday)

Alabama State at Alabama - 4:00 p.m.  
 Presbyterian at South Carolina - 4:00 p.m.  
 Alabama A&M at Auburn - 5:00 p.m.  
 UAB at Mississippi State - 5:00 p.m.  
 Evansville at Vanderbilt - 5:30 p.m.  
 North Florida at Florida - 6:00 p.m.  
 LSU at Northwestern State - 7:00 p.m.  
 Prairie View A&M at Texas A&M - 7:30 p.m.

## Feb. 21 (Thursday)

Missouri vs. Northeastern - 7:00 p.m. [Fort Meyers, Fla.]  
 Arkansas at USC - 10:00 p.m.

## Feb. 22 (Friday)

Ball State at Alabama - 4:00 p.m.  
 Utah Valley at South Carolina - 4:00 p.m.  
 Indiana at Tennessee - 4:30 p.m.  
 UMass Lowell at Georgia - 5:00 p.m.  
 Southern Miss at Mississippi State - 5:00 p.m.  
 Pepperdine at Vanderbilt - 5:30 p.m.  
 Auburn at UCF - 6:00 p.m.  
 Missouri vs. Rhode Island - 6:00 p.m. [Fort Meyers, Fla.]  
 Miami at Florida - 6:30 p.m.  
 Kentucky at Texas Tech - 7:30 p.m.  
 Ole Miss at Tulane - 7:30 p.m.  
 Illinois-Chicago at Texas A&M - 7:30 p.m.  
 Bryant at LSU - 8:00 p.m.  
 Arkansas at USC - 9:00 p.m.

## Feb. 23 (Saturday)

UMass Lowell at Georgia - 2:00 p.m.

Missouri vs. Rhode Island - 2:00 p.m. [Fort Meyers, Fla.]  
 Utah Valley at South Carolina - 2:00 p.m.  
 Indiana at Tennessee - 2:00 p.m.  
 Ball State at Alabama - 3:00 p.m.  
 Kentucky at Texas Tech - 3:00 p.m.  
 Ole Miss at Tulane - 3:00 p.m.  
 Southern Miss at Mississippi State - 3:00 p.m.  
 Illinois-Chicago at Texas A&M - 3:00 p.m.  
 Pepperdine at Vanderbilt - 3:00 p.m.  
 Bryant at LSU - 4:00 p.m.  
 Auburn at UCF - 6:00 p.m.  
 Miami at Florida - 6:30 p.m.  
 Arkansas at USC - 9:00 p.m.

## Feb. 24 (Sunday)

Missouri vs. Rhode Island - 11:00 a.m. [Fort Meyers, Fla.]  
 Auburn at UCF - 1:00 p.m.  
 Miami at Florida - 1:00 p.m.  
 UMass Lowell at Georgia - 1:00 p.m.  
 Indiana at Tennessee - 1:00 p.m.  
 Utah Valley at South Carolina - 1:30 p.m.  
 Ball State at Alabama - 2:00 p.m.  
 Kentucky at Texas Tech - 2:00 p.m.  
 Ole Miss at Tulane - 2:00 p.m.  
 Southern Miss at Mississippi State - 2:00 p.m.  
 Illinois-Chicago at Texas A&M - 2:00 p.m.  
 Pepperdine at Vanderbilt - 2:00 p.m.  
 Bryant at LSU - 3:00 p.m.

## Feb. 26 (Tuesday)

Eastern Kentucky at Kentucky - 4:00 p.m.  
 Appalachian State at South Carolina - 4:00 p.m.  
 Liberty at Tennessee - 4:30 p.m.  
 LIU Brooklyn at Georgia - 5:00 p.m.  
 UT Martin at Ole Miss - 5:00 p.m.  
 Jackson State at Mississippi State - 5:00 p.m.  
 Alabama A&M at Missouri - 5:00 p.m.  
 SE Missouri State at Vanderbilt - 5:30 p.m.  
 Florida at Jacksonville - 6:00 p.m.  
 North Alabama at Alabama - 7:00 p.m.  
 South Alabama at LSU - 7:30 p.m.  
 Houston Baptist at Texas A&M - 7:30 p.m.

## Feb. 27 (Wednesday)

North Alabama at Alabama - 4:00 p.m.  
 Memphis at Arkansas - 4:00 p.m.  
 Northern Kentucky at Kentucky - 4:00 p.m.  
 Middle Tennessee at Tennessee - 4:30 p.m.  
 Kennesaw State at Georgia - 5:00 p.m.  
 Austin Peay at Vanderbilt - 5:30 p.m.  
 UCF at Florida - 6:00 p.m.  
 Southeastern Louisiana at Mississippi State - 6:30 p.m.  
 Southern at LSU - 7:30 p.m.  
 Incarnate Word at Texas A&M - 7:30 p.m.

## March 1 (Friday)

Tennessee vs. ULM - 2:00 p.m. [Pensacola, Fla.]  
 Stony Brook at Arkansas - 4:00 p.m.  
 Canisius at Kentucky - 4:00 p.m.  
 Mississippi State vs. Sam Houston State - 4:00 p.m. [Frisco, Texas]  
 Dayton at Vanderbilt - 5:30 p.m.  
 South Carolina at Clemson - 6:00 p.m.  
 Winthrop at Florida - 6:30 p.m.  
 Georgia at Georgia Southern - 6:30 p.m.  
 Cincinnati at Auburn - 7:00 p.m.  
 Alabama at South Alabama - 7:30 p.m.  
 LSU at Texas - 7:30 p.m. (Longhorn Network)  
 Long Beach State at Ole Miss - 7:30 p.m.  
 Missouri at Central Arkansas - 7:30 p.m.  
 Texas A&M vs. Baylor - 8:00 p.m. [Houston, Texas]

## March 2 (Saturday)

Georgia at Georgia Southern - 1:00 p.m.  
 Canisius at Kentucky - 1:00 p.m.  
 South Carolina vs. Clemson - 1:00 p.m. [Greenville, S.C.]  
 Long Beach State at Ole Miss - 2:30 p.m.  
 Alabama at South Alabama - 3:00 p.m.  
 Tennessee vs. North Florida - 3:00 p.m. [Pensacola, Fla.]  
 Dayton at Vanderbilt - 3:00 p.m.  
 LSU at Texas - 3:30 p.m. (Longhorn Network)  
 Stony Brook at Arkansas - 4:00 p.m.  
 Winthrop at Florida - 4:00 p.m.  
 Missouri vs. South Dakota State - 4:00 p.m. [Corway, Ark.]  
 Cincinnati at Auburn - 6:00 p.m.  
 Mississippi State vs. Texas Tech - 7:00 p.m. [Frisco, Texas]  
 Texas A&M vs. TCU - 8:00 p.m. [Houston, Texas]

## March 3 (Sunday)

Tennessee vs. Western Kentucky - 10:00 a.m. [Pensacola, Fla.]  
 Mississippi State vs. Nebraska - 12:00 p.m. [Frisco, Texas]  
 Winthrop at Florida - 1:00 p.m.  
 Georgia at Georgia Southern - 1:00 p.m.

Canisius at Kentucky - 1:00 p.m.  
 Long Beach State at Ole Miss - 1:00 p.m.  
 Clemson at South Carolina - 1:00 p.m.  
 Alabama at South Alabama - 2:00 p.m.  
 Stony Brook at Arkansas - 2:00 p.m.  
 Cincinnati at Auburn - 2:00 p.m.  
 LSU at Texas - 2:00 p.m. (Longhorn Network)  
 Dayton at Vanderbilt - 2:00 p.m.  
 Texas A&M vs. Houston - 4:00 p.m. [Houston, Texas]

## March 5 (Tuesday)

Charlotte at Arkansas - 4:00 p.m.  
 Wright State at Kentucky - 4:00 p.m.  
 Kansas State at Missouri - 4:00 p.m.  
 UT Martin at Auburn - 5:00 p.m.  
 Alabama State at Georgia - 5:00 p.m.  
 Little Rock at Ole Miss - 5:00 p.m.  
 Davidson at Vanderbilt - 5:30 p.m.  
 UAB at Alabama - 6:00 p.m.  
 Florida Gulf Coast at Florida - 6:00 p.m.  
 The Citadel at South Carolina - 7:00 p.m.  
 Tennessee vs. Troy - 7:00 p.m. [Hoover, Ala.]  
 East Carolina at Mississippi State - 7:30 p.m.  
 Texas A&M-Corpus Christi at Texas A&M - 7:30 p.m.

## March 6 (Wednesday)

Charlotte at Arkansas - 4:00 p.m.  
 Boston College at Kentucky - 4:00 p.m.  
 UT Martin at Auburn - 5:00 p.m.  
 Jacksonville State at Georgia - 5:00 p.m.  
 East Tennessee State at Vanderbilt - 5:30 p.m.  
 Florida Gulf Coast at Florida - 6:00 p.m.  
 Gardner-Webb at South Carolina - 7:00 p.m.  
 Holy Cross at LSU - 7:30 p.m.  
 East Carolina at Ole Miss - 7:30 p.m.  
 Arkansas Pine-Bluff at Mississippi State - 7:30 p.m.  
 Abilene Christian at Texas A&M - 7:30 p.m.

## March 8 (Friday)

Middle Tennessee at Kentucky - 4:00 p.m.  
 Illinois State at Vanderbilt - 5:30 p.m.  
 Presbyterian at Georgia - 6:00 p.m.  
 Yale at Florida - 6:30 p.m.  
 Fresno State at Tennessee - 6:30 p.m.  
 Northern Kentucky at Alabama - 7:00 p.m.  
 Louisiana Tech at Arkansas - 7:00 p.m.  
 UTSA at Auburn - 7:00 p.m.  
 Valparaiso at South Carolina - 7:00 p.m.  
 UAB at Ole Miss - 7:30 p.m.  
 Maine at Mississippi State - 7:30 p.m.  
 Northwestern at Missouri - 7:30 p.m.  
 Gonzaga at Texas A&M - 7:30 p.m.  
 California at LSU - 8:00 p.m.

## March 9 (Saturday)

Middle Tennessee at Kentucky - 1:00 p.m.  
 Louisiana Tech at Arkansas - 2:00 p.m.  
 Presbyterian at Georgia - 2:00 p.m.  
 UAB at Ole Miss - 2:30 p.m.  
 Northern Kentucky at Alabama - 3:00 p.m.  
 UTSA at Auburn - 3:00 p.m.  
 Northwestern at Missouri - 3:00 p.m.  
 Gonzaga at Texas A&M - 3:00 p.m.  
 Illinois State at Vanderbilt - 3:00 p.m.  
 Yale at Florida - 4:00 p.m.  
 California at LSU - 4:00 p.m.  
 Maine at Mississippi State - 4:00 p.m.  
 Valparaiso at South Carolina - 4:00 p.m.  
 Fresno State at Tennessee - 6:00 p.m.

## March 10 (Sunday)

Fresno State at Tennessee - 12:00 p.m.  
 Yale at Florida - 1:00 p.m.  
 Presbyterian at Georgia - 1:00 p.m.  
 Middle Tennessee at Kentucky - 1:00 p.m.  
 California at LSU - 1:00 p.m.  
 Maine at Mississippi State - 1:00 p.m.  
 Valparaiso at South Carolina - 1:30 p.m.  
 Northern Kentucky at Alabama - 2:00 p.m.  
 Louisiana Tech at Arkansas - 2:00 p.m.  
 UTSA at Auburn - 2:00 p.m.  
 Northwestern at Missouri - 2:00 p.m.  
 Gonzaga at Texas A&M - 2:00 p.m.  
 Illinois State at Vanderbilt - 2:00 p.m.  
 UAB at Ole Miss - 2:30 p.m.

## March 12 (Tuesday)

SIU-Edwardsville at Kentucky - 4:00 p.m.  
 Ole Miss at Louisville - 4:00 p.m.  
 UNC Asheville at Tennessee - 6:00 p.m.  
 Florida State at Florida - 6:30 p.m. (SECN)  
 Middle Tennessee State at Alabama - 7:00 p.m.

South Carolina at The Citadel - 7:00 p.m.  
 Western Illinois at Arkansas - 7:30 p.m.  
 Auburn at South Alabama - 7:30 p.m.  
 Arkansas State at Missouri - 7:30 p.m.  
 Texas A&M at Dallas Baptist - 7:30 p.m.  
 Samford at Vanderbilt - 7:30 p.m.

## March 13 (Wednesday)

Ole Miss at Louisville - 12:00 p.m.  
 Western Illinois at Arkansas - 4:00 p.m.  
 Western Kentucky at Kentucky - 4:00 p.m.  
 UNC Asheville at Tennessee - 4:00 p.m.  
 Georgia at Georgia State - 5:00 p.m.  
 Arkansas State at Missouri - 5:00 p.m.  
 Texas Southern at LSU - 5:00 p.m.  
 Grambling State at Mississippi State - 7:30 p.m.

## March 15 (Friday)

\*Mississippi State at Florida - 6:30 p.m.  
 \*Tennessee at Auburn - 7:00 p.m.  
 \*Georgia at South Carolina - 7:00 p.m.  
 \*Alabama at Ole Miss - 7:30 p.m.  
 \*Missouri at Arkansas - 7:30 p.m.  
 \*Vanderbilt at Texas A&M - 7:30 p.m.  
 \*Kentucky at LSU - 8:00 p.m.

## March 16 (Saturday)

\*Mississippi State at Florida - 2:00 p.m. (SECN)  
 \*Missouri at Arkansas - 3:00 p.m.  
 \*Vanderbilt at Texas A&M - 3:00 p.m.  
 \*Georgia at South Carolina - 4:00 p.m.  
 \*Tennessee at Auburn - 7:00 p.m. (SECN)  
 \*Alabama at Ole Miss - 2:30 p.m.  
 \*Kentucky at LSU - 8:30 p.m.

## March 17 (Sunday)

\*Georgia at South Carolina - 1:30 p.m.  
 \*Tennessee at Auburn - 2:00 p.m.  
 \*Mississippi State at Florida - 2:00 p.m. (SECN)  
 \*Vanderbilt at Texas A&M - 2:00 p.m.  
 \*Alabama at Ole Miss - 2:30 p.m.  
 \*Missouri at Arkansas - 2:30 p.m.  
 \*Kentucky at LSU - 3:00 p.m.

## March 19 (Tuesday)

Georgia State at Georgia - 5:00 p.m.  
 Jacksonville at Florida - 6:00 p.m.  
 South Carolina at Furman - 6:00 p.m.  
 Tennessee at East Tennessee State - 6:00 p.m.  
 Xavier at Kentucky - 6:30 p.m.  
 Maine at Alabama - 7:00 p.m.  
 Arkansas at Texas - 7:30 p.m. (Longhorn Network)  
 Auburn at UAB - 7:30 p.m.  
 Arkansas-Pine Bluff at Ole Miss - 7:30 p.m.  
 Little Rock at Mississippi State - 7:30 p.m.  
 Murray State at Missouri - 7:30 p.m.  
 Rice at Texas A&M - 7:30 p.m. (SECN)  
 Vanderbilt vs. Belmont - 7:30 p.m. [Nashville, Tenn.]

## March 20 (Wednesday)

Murray State at Missouri - 5:00 p.m.  
 Mississippi State at Samford - 7:00 p.m.  
 Arkansas at Texas - 7:30 p.m. (Longhorn Network)  
 Nicholls at LSU - 7:30 p.m.

## March 21 (Thursday)

\*Florida at Vanderbilt - 7:00 p.m. (SECN)

## March 22 (Friday)

\*Texas A&M at Kentucky - 6:30 p.m.  
 \*South Carolina at Tennessee - 6:30 p.m.  
 \*Arkansas at Alabama - 7:00 p.m.  
 \*LSU at Georgia - 7:00 p.m.  
 \*Ole Miss at Missouri - 7:00 p.m. (SECN)  
 \*Auburn at Mississippi State - 7:30 p.m.  
 \*Florida at Vanderbilt - 7:30 p.m.

## March 23 (Saturday)

\*LSU at Georgia - 1:00 p.m. (SECN)  
 \*Florida at Vanderbilt - 2:00 p.m.  
 \*Texas A&M at Kentucky - 2:00 p.m.  
 \*Arkansas at Alabama - 3:00 p.m.  
 \*Auburn at Mississippi State - 3:00 p.m.  
 \*South Carolina at Tennessee - 6:00 p.m.  
 \*Ole Miss at Missouri - 8:00 p.m. (SECN)

## March 24 (Sunday)

\*LSU at Georgia - 12:00 p.m. (SECN)  
 \*Texas A&M at Kentucky - 1:00 p.m.  
 \*Arkansas at Alabama - 2:00 p.m.  
 \*Auburn at Mississippi State - 2:00 p.m.  
 \*South Carolina at Tennessee - 2:00 p.m.

# 2019 SEC BASEBALL RECORD BOOK

## Southeastern Conference Communications

2201 Richard Arrington Blvd. North  
Birmingham, AL 35203  
(205) 458-3000



**HERB VINCENT**  
Associate Commissioner  
hvincent@sec.org



**CHUCK DUNLAP**  
Director  
cdunlap@sec.org  
Football  
Golf




**CRAIG PINKERTON**  
Director  
cpinkerton@sec.org  
Men's Basketball  
Soccer



**TAMMY WILSON**  
Director  
twilson@sec.org  
Women's Basketball  
Tennis



**BEN BEATY**  
Assistant Director  
bbeaty@sec.org  
Baseball  
Football  
Track/Cross Country



**ANN DRINKARD**  
Assistant Director/  
Social Media  
adrinkard@sec.org  
Social Media  
Equestrian



**JILL SKOTARCZAK**  
Assistant Director  
jskotarczak@sec.org  
Gymnastics  
Softball  
Swimming  
Volleyball

## Contents

The Southeastern Conference.....	2-3	2018 Standings.....	28
SEC Media Services.....	4	2018 Statistics.....	29-30
SEC Milestones.....	5	2018 Honors.....	31
Commissioner Greg Sankey.....	6	All-Time SEC Champions.....	32
SEC Staff.....	7	All-Time SEC Standings.....	33
SEC Sponsorship Program.....	8	Annual Standings.....	34-40
Composite Schedule.....	9	SEC Statistical Leaders.....	41
SEC Television Schedule.....	10	Year-By-Year Individual Leaders.....	42-45
Inclement Weather Policy.....	11	Year-By-Year Team Leaders.....	46-48
SEC Tournament.....	12	NCAA Statistical Champions.....	49-50
SEC Baseball Communications Contacts.....	13	SEC Tournament History.....	51
Alabama.....	14	SEC All-Tournament Teams.....	52-54
Arkansas.....	15	SEC Tournament Results.....	55-70
Auburn.....	16	Records.....	71-81
Florida.....	17	First Team All-Americans.....	82-83
Georgia.....	18	National Players of the Year.....	84
Kentucky.....	19	Annual SEC Awards.....	85
LSU.....	20	National Awards.....	86
Ole Miss.....	21	SEC Weekly Honors.....	87-91
Mississippi State.....	22	All-SEC Teams.....	92-100
Missouri.....	23	Academic Honors.....	101-113
South Carolina.....	24	SEC in Major League Baseball.....	114-115
Tennessee.....	25	Coaching Records.....	116
Texas A&M.....	26	NCAA Tournament History.....	117-119
Vanderbilt.....	27	Polls.....	120-128

**Credits:** The 2019 Southeastern Conference Baseball Record Book is published by the Southeastern Conference Office, Greg Sankey, Commissioner. Permission to reprint materials in this publication, whether in whole or in part, must be obtained in writing from the editor. All information reproduced from this publication should credit the 2019 SEC Baseball Media Guide. **Editor:** Ben Beaty, Assistant Director of Communications; **Cover Design:** BC Romano, Director of Video and Creative Services



# THE SOUTHEASTERN CONFERENCE

## The SEC

- Since its formation in 1933, the SEC has directed and organized interscholastic athletic competitions, conducted tournaments and prescribed eligibility rules for student-athletes. The Conference also facilitates and assists its member institutions in maintaining intercollegiate athletic programs compatible with the highest standards of education and competitive sports.
- The Southeastern Conference crowns champions in 21 sports - 12 women's sports and nine men's sports. They include baseball, men's and women's basketball, men's and women's cross country, equestrian, football, men's and women's golf, gymnastics, soccer, softball, men's and women's swimming and diving, men's and women's tennis, men's and women's indoor and outdoor track and field, and volleyball.
- In the fall of 2012, the University of Missouri and Texas A&M University became the 13th and 14th members of the Southeastern Conference. It marked the first expansion for the SEC since 1991 and the second-ever increase for the league since its founding in 1933.
- The SEC's mission statement reflects the priorities of the league. "The purpose of the Southeastern Conference is to assist its member institutions in the maintenance of programs of intercollegiate athletics which are compatible with the highest standards of education and competitive sports."

## Academic Achievements

- The Southeastern Conference had 42 Google Cloud Academic All-Americans in 2017-18. The league had 16 student-athletes earn first-team honors. In total, the league has had 1,220 Academic All-Americans. The Academic All-America Teams are voted on by the College Sports Information Directors of America (CoSIDA). The Capital One Academic All-America Teams are voted on by the College Sports Information Directors of America (CoSIDA). The 42 student-athletes represent 12 of the SEC 14 schools while nine schools had at least one person on the first-team.
- The 16 SEC student-athletes who earned Google Cloud Academic All-America first-team status in 2017-18 were: Alabama's Laurent Bams (men's swimming and diving), Robert Howard (men's swimming and diving), Luke Kaliszak (men's swimming and diving) and Mackenzie Brannan (gymnastics); Arkansas' Kenzo Cotton (men's track and field/cross country), Victoria Hoggard (women's track and field/cross country) and Alexis Jacobus (women's track and field/cross country); Auburn's Tyler Stovall (football); Florida's Kelly Barnhill (softball) and Josie Kuhlman (women's tennis); Georgia's Keturah Orji (women's track and field/cross country); Kentucky's Katie Reed (softball) and Bailey Vick (softball); LSU's John David Moore (football); Missouri's Karissa Schweizer (women's track and field/cross country); and Tennessee's Michele Christy (soccer). Florida's Kelly Barnhill (softball) was selected as the 2018 Academic All-America of the Year for her sport.
- The Southeastern Conference had 19 of its student-athletes earn NCAA Postgraduate Scholarships in 2017-18. The scholarships are awarded to student-athletes who excel academically and athletically and who are at least in their final year of intercollegiate athletic competition. The SEC NCAA Postgraduate Scholarship recipients are: Joseph Bentz, Georgia (men's swimming and diving); Logan Boss, Mississippi State (women's indoor track and field); Sharlene Brady, Missouri (women's swimming and diving); Mackenzie Brannan, Alabama (gymnastics); Simone Charley, Vanderbilt (soccer); Coleman Churitch, Auburn (men's indoor track and field); Wesley Curles, Auburn (men's cross country); Roy Ejiakuekwu, Arkansas (men's outdoor track and field); Samuel Erickson, Texas A&M (men's cross country); Sarah Gregg, Tennessee (softball); Steven Gruver, Tennessee (baseball); Parker Henry, Tennessee (football); Peter Holoda, Auburn (men's swimming and diving); Lucas Kaliszak, Alabama (men's swimming and diving); Drew Kelley, Tennessee (men's outdoor track and field); Natasha Lloyd, Auburn (women's swimming and diving); Alex McMurtry, Florida (gymnastics); Keturah Orji, Georgia (women's indoor track and field); and Zoe Thatcher, Auburn (women's swimming and diving).
- The SEC was well-represented on the list of the NCAA Today's Top 10 winners in 2017. Auburn's Kasey Cooper (softball), Kentucky's Danielle Galyer (women's swimming and diving) and Texas A&M's Sarah Gibson (women's swimming and diving) were chosen as recipients. The award recognizes 10 current student-athletes who will have completed their athletics eligibility for their successes on the fields and courts, in the classroom and in the community, and the SEC has had six recipients in the last three years.
- The SEC also had five student-athletes earn the NCAA Elite 90 award, which is given to the student-athlete with the highest cumulative GPA at the finals site for each of the NCAA championships. The 2017-18 SEC recipients were: Jordan Danberry, Mississippi State (women's basketball); Alexis Jacobus, Arkansas (women's indoor track and field); Evan Lee, Arkansas (baseball); Nathan Hite, Texas A&M (men's outdoor track and field) and Victoria Hoggard, Arkansas (women's outdoor track and field). The SEC has had 48 student-athletes in total awarded with the Elite 90 award.
- Three of the 12 Honda Sports Award recipients in 2017-18 were SEC student-athletes. The award goes to the top female athlete in 12 NCAA-sanctioned sports. SEC recipients were A'ja Wilson, South Carolina (basketball); Arianne Hartono, Ole Miss (tennis); and

Rhamat Alhassan, Florida (volleyball). The SEC has had five Honda Cup winners (overall winner), while 80 Honda Sports Award winners in their individual sports hail from the SEC.

- More than 3,900 student-athletes were named to the SEC Academic Honor Roll in 2017-18. Members of the SEC Academic Honor Roll must have a 3.0 grade point average for either the previous academic year or his/her academic career at the SEC institution.
- The SEC Graduate Patch was displayed on the uniforms of more than 350 SEC student-athletes during the 2017-18 academic year.

## For The Student-Athlete

- LSU volleyball student-athlete Kelly Quinn and Tennessee football student-athlete Parker Henry were named recipients of the 2017-18 H. Boyd McWhorter Southeastern Conference Scholar-Athletes of the Year Awards. The McWhorter Scholar-Athlete Award is the highest honor a student-athlete can receive in the SEC. In 2017, the SEC's Athletics Director's voted to increase the value of the postgraduate scholarships to \$20,000 each for the two winners and \$10,000 each for the 26 finalists.
- Florida gymnast Grace McLaughlin and Auburn track and field athlete Wesley Curles were named recipients of the 2017-18 Brad Davis SEC Community Service Post-Graduate Scholarship. Each Community Service Leader of the Year receives a \$10,000 post-graduate scholarship.
- Florida swimmer Caeleb Dressel and South Carolina basketball athlete A'ja Wilson were named the 2017-2018 Roy F. Kramer SEC Male and Female Athletes of the Year.
- The SEC was the first conference in the nation to assemble a Student-Athlete Advisory Committee. Two representatives from each of the SEC member schools are selected to serve on the committee which meets twice a year to discuss issues of concern to the student-athlete.
- In May 2016, the SEC introduced new Student-Athlete Leadership Councils in the sports of Football and Men's and Women's Basketball in which, in addition to the Conference's longstanding Student-Athlete Advisory Council, provide student-athletes with additional opportunities to engage with campus leaders and Conference office staff.
- One of Greg Sankey's early actions as commissioner was to create a new position in the SEC office for a Director of Student-Athlete Engagement, with the focus on creating opportunities for current and former SEC student-athletes to participate in Conference leadership and prepare for life after their intercollegiate athletics participation concludes.
- Twenty-eight current and former Southeastern Conference student-athletes participated in the SEC Career Tour in Atlanta in November 2017. This marked the second consecutive year the Conference has invited student-athletes from each of its institutions to participate in the career tour leading up to the SEC Football Championship Game. The group visited the headquarters and meet with executives and talent acquisition staff at several corporations in the Atlanta area including Turner Broadcasting System, Mercedes-Benz Corporate, the Atlanta Braves organization and Delta Airlines. The group also listened to presentations by former Arkansas football player and co-founder and CEO of the MULTIPLI Global Josh Foliart, Randy Hain, founder and president of Serviam Partners, and former Auburn swimmer Beatriz Travalon.
- The SEC conducts a New Coaches Orientation Program three times a year, which supplements institutional orientation programs and enhance the professional development of coaches. Topics of discussion range from the role of the SEC and NCAA to the role of athletics in higher education.

## Sportsmanship

- The SEC has implemented sportsmanship policies meant to strengthen the league's commitment to these principles. The league also developed a sportsmanship statement for its institutions to follow. It states: "Coaches and student-athletes of a member institution, as well as individuals employed by or associated with that institution, including alumni, fans, patrons and boosters, shall conduct themselves with honesty and good sportsmanship. Their behavior shall at all times reflect the high standards of honor and dignity that characterize participation in the collegiate setting. "For intercollegiate athletics to promote the character development of participants, to enhance the integrity of higher education and to promote civility in society, coaches, student-athletes and all others associated with these athletics programs and events should adhere to such fundamental values as respect, fairness, civility, honesty and responsibility. These values should be manifested not only in athletics participation but also in the broad spectrum of activities affecting the athletics program. "It is the responsibility of each member institution to establish policies for sportsmanship and ethical conduct in intercollegiate athletics consistent with the educational mission and goals of the institution. Furthermore, member institutions are responsible for educating on a continuing basis all constituencies about these policies."
- The SEC has an annual Sportsmanship Award that will be awarded to one male and one female student-athlete. Voted on by the league's athletics directors, the award honors student-athletes who, through their actions in the competitive arena of intercollegiate

# THE SOUTHEASTERN CONFERENCE

athletics, have demonstrated one or more of the ideals of sportsmanship, including fairness, civility, honesty, unselfishness, respect and responsibility. The recipients of the 2017-18 award were Jake Bentley of the South Carolina football team and the collective group of the softball teams of the SEC.

## In The Community

- The SEC and its member institutions have partnered with the 11-state Special Olympics organizations in the SEC region. The relationship is featured on public service announcements aired on SEC telecasts, and Special Olympics participate in the Dr Pepper SEC FanFare, held in conjunction with the SEC Football and Basketball Championships.
- The SEC and its corporate sponsors host youth clinics each year in conjunction with several conference events, including the football championship game, the men's basketball tournament, the baseball tournament and the soccer tournament. These clinics provide children from host cities the opportunity to receive instruction from SEC and other area coaches.
- The SEC selects a Community Service Team in each of its 21 sports. The Community Service Team features a representative from each institution who has shown a commitment to community service.

## SEC National Championships History

- The Southeastern Conference won five national championships in 2017-18 in its sponsored sports: Football (Alabama), Women's Indoor Track and Field (Georgia), Men's Indoor Track and Field (Florida), Equestrian (Auburn) and Men's Outdoor Track and Field (Georgia). The SEC also had national runners up in Volleyball (Florida), Football (Georgia), Women's Indoor Track and Field (Arkansas), Women's Basketball (Mississippi State), Equestrian (Georgia), Men's Golf (Alabama), Women's Golf (Alabama), Women's Tennis (Vanderbilt), Men's Outdoor Track and Field (Florida), Women's Outdoor Track and Field (Georgia) and Baseball (Arkansas)
- In its history, the SEC has won 230 national championships.
- In the "big three" men's sports – football, basketball and baseball, the SEC has won 17 national championships during the last 12 academic years. The league has won nine of the last 12 football national championships.
- Since 2006, the SEC has had a national champion in 17 of its 21 sponsored sports – football, men's basketball, baseball, men's indoor track & field, men's outdoor track & field, women's indoor track & field, women's outdoor track & field, women's swimming & diving, gymnastics, women's tennis, men's tennis, men's swimming & diving, equestrian, men's golf, women's golf, softball and women's basketball.

## For The Fans

- For the 36th consecutive season, the SEC recorded the largest total football attendance of any conference in the country. The league has led in average attendance during the last 20 consecutive seasons. More than 7.3 million fans attended SEC football games in 2017.
- The SEC had more than 2.7 million fans attend its home men's basketball games during the 2017-18 season. In 237 home contests, SEC teams averaged 11,534 fans per game. Kentucky was first nationally in attendance, averaging 21,875 fans per contest. The SEC led all conferences in women's basketball attendance in 2017-18.
- Year after year, the SEC is the leader in college baseball attendance. In 2018, for the seventh consecutive year, the SEC's institutions drew more than 2 million fans, with a nation-leading attendance total of more than 2.2 million fans. The SEC averaged more than 4,800 fans per game in 2018. The SEC and its member schools own virtually all regular season, conference tournament, NCAA Regional and Super Regional attendance records.

## Academic Relations -

### Commitment To The University Academic Mission

- The Southeastern Conference supports and promotes collaborative higher education programs and activities involving administrators, faculty and students at its member universities. These academic relations efforts are led by the Conference's presidents and Chancellors.
- The SEC aims to highlight the endeavors and achievements of its faculty and universities; advance the merit and reputation of SEC universities outside of the traditional SEC region; identify and prepare future leaders for high-level service in academia; increase the amount and type of education abroad opportunities available to SEC students; and support collaboration between SEC faculty and administrators.
- The SEC Academic Leadership Development Program seeks to identify, prepare and advance academic leaders for roles within SEC institutions and beyond. It has three components, a university-level program, two, three-day, SEC-wide workshops held on specified campuses for all participants, and a competitive fellowship designed to provide administrative growth opportunities for former participants.
- The SEC College Tour occurs twice annually, once in the fall and once in the spring. Enrollment administrators from all SEC universities participate in events intended to

introduce SEC universities to students, parents and high school counselors from outside of the southeast region.

- The SEC education abroad focus includes a cooperative agreement that gives SEC students access to international programs offered at other SEC universities and an engineering exchange agreement with the Politecnico di Torino in Italy.
- The SEC Faculty Achievement and Professor of the Year Awards recognize faculty with outstanding records in teaching and scholarship. There is one winner per campus and one overall winner for the SEC.
- The SEC Faculty Travel Program is intended to enhance collaboration that stimulates scholarly initiatives between SEC universities. The program offers faculty from each SEC university the opportunity to travel to other universities to develop grant proposals, conduct research and deliver artistic performances.
- The SEC MBA Case Competition is an opportunity for SEC business schools to showcase their students' skills at solving simulated, real-world problems that cover the spectrum of business disciplines. The competition is held on one SEC campus and teams of four MBA students compete against other SEC teams, the best receiving various awards and recognition.

## SEC Baseball Success

- The SEC led all conferences with three representatives in the 2018 College World Series. Defending NCAA champion Florida made its 12th trip to the College World Series and fourth in a row, while Mississippi State reached the CWS for the 10th time and first time since 2013, and NCAA runner-up Arkansas made its ninth trip to Omaha and first since 2015.
- The SEC has now sent 61 teams to the College World Series since 1990. LSU has been to Omaha 15 times in that stretch, Florida 12 times, Mississippi State and South Carolina six times, Georgia and Arkansas five times, while Alabama, Tennessee and Vanderbilt have been three times each, Auburn twice and Texas A&M once as a member of the Southeastern Conference.
- SEC teams have won 11 of the last 29 national championships, with LSU winning six (1991, 1993, 1996, 1997, 2000, 2009), South Carolina winning two (2010, 2011), Florida taking home the title last year, Vanderbilt in 2014 and Georgia claiming the 1990 title. The SEC has finished runner up 11 times in that span: 1997, 2002, 2005, 2008, 2011, 2012, 2013, 2014, 2015, 2017 and 2018.
- With Arkansas reaching the 2018 CWS Championship Series, the SEC has had a team in the College World Series final in 10 of the last 11 years.
- For the second consecutive year, the SEC tied its own national record with six teams in the NCAA Super Regionals in 2018. Six SEC teams also reached the Super Regionals in 2004. No other conference had more than two representatives in the Super Regionals.
- The SEC led all conferences with its 10 selections to the NCAA Tournament in 2018.
- Four SEC schools were selected as 2018 NCAA Regional host sites and were among eight national seeds - Florida, Ole Miss, Arkansas and Georgia.
- Florida won the 2018 SEC regular season title, while Ole Miss claimed the SEC Tournament crown.
- Total attendance for the 2018 SEC Tournament was 144,086, which is second most all-time. The championship game on May 27 between Ole Miss and LSU drew 14,126 fans, which is the fourth largest crowd in any SEC Tournament game.
- SEC teams combined for a 302-95 (.761) non-conference record, which is best among all conferences in 2018.
- Total home attendance for all 14 SEC teams passed the two million mark for the eighth consecutive season in 2018. The top-four national attendance leaders were all from the SEC (LSU, Ole Miss, Arkansas and South Carolina).
- Seven SEC student-athletes were selected on the first day of the 2018 Major League Baseball Draft. Auburn's Casey Mize was taken as the No. 1 overall pick by the Detroit Tigers. Florida's Jonathan India (fifth) and Brady Singer (18th) and Ole Miss' Ryan Rolison (22nd) were also selected in the first round. The SEC led all conferences with 38 players chosen in the first 10 rounds and 99 players selected overall.



# MEDIA SERVICES

## Players of the Week

The SEC will name a player, freshman and pitcher of the week each Monday beginning Feb. 18. The awards will be released for Monday afternoon publication and announced in the weekly SEC baseball release. Nominations for the awards are made each week by the baseball sports information contacts at each SEC institution. The award winners are chosen by a vote of the SEC communications staff.

## SECSports.com

The Southeastern Conference has established a dynamic presence on the Internet with its official site on the World Wide Web - [www.secsports.com](http://www.secsports.com) and [www.secnetwork.com](http://www.secnetwork.com).

SEC baseball information is updated daily. The site will contain standings, schedules, results, and notes on the SEC and each team. SEC baseball information also is available via e-mail. Contact the SEC Communications Office for details. Follow @SEC for the latest happenings on baseball in the SEC, including complete SEC and NCAA Tournament coverage.

## SECSportsMedia.com

All information is now available directly from the SEC's media web site, [www.secsportsmedia.com](http://www.secsportsmedia.com). All the latest stats, notes, releases, etc. are available as soon as released from the conference office. Through the services of Sports Systems, the SEC has a digital image platform that gives you access to the SEC's latest photographs, images and logos. To access the platform, go to [www.secsportsmedia.com](http://www.secsportsmedia.com) and click on the icon. SEC Information is available 24 hours a day, seven days a week on the SEC media website. The SEC baseball release will be available each Tuesday (Feb. 18 through June) on the league's media site and regular website, [www.secsports.com](http://www.secsports.com). Standings and results will be updated each weekday throughout the season on the regular website, while statistics will be updated each Monday and Thursday throughout conference play (beginning mid-March).

## SEC Network

SEC baseball teams have received unprecedented exposure since the launch of the SEC Network. More than 75 Southeastern Conference baseball games have been slated to air across ESPN networks, including the SEC Network. In addition to those games, more than 350 matchups will be digitally exclusive SEC Network + events available on [SECNetwork.com](http://SECNetwork.com) and [WatchESPN](http://WatchESPN).

SEC Network and ESPN2 conclude the regular season with comprehensive coverage of the SEC Baseball Tournament, marking the fifth consecutive year that the entire tournament will air on national television.

## Email List

Press releases and information pertaining to SEC baseball will be emailed to the media throughout the year. Accredited media can register for the SEC's mailing lists at [www.secsportsmedia.com](http://www.secsportsmedia.com).

## Social Media

- Facebook: like the page called "Southeastern Conference"
- Twitter: @SEC
- Instagram: @SEC

## SEC Tournament

Media credential requests for the 2019 SEC Tournament in Hoover will be available online at [www.secsportsmedia.com](http://www.secsportsmedia.com) later in the season. For further information concerning media coverage of the 2019 SEC Tournament, please contact the SEC Communications Office.

Tickets to the 2019 SEC Tournament may be purchased through [www.secsports.com](http://www.secsports.com). Ticket books will go on sale March 11.

## SEC Baseball Communications Contacts

### Alabama

Alex Thompson  
Cell/Press Box: (440) 666-7615  
[athompson@ia.ua.edu](mailto:athompson@ia.ua.edu) | [www.rolltide.com](http://www.rolltide.com)

### Arkansas

John Thomas  
Cell: 479-313-2564 | Press Box: (479) 575-4141  
[jhthomas@uark.edu](mailto:jhthomas@uark.edu) | [www.arkansasrazorbacks.com](http://www.arkansasrazorbacks.com)

### Auburn

George Nunnolley  
Cell: (502) 609-9982 | Press Box: (334) 844-4138  
[gnunnolley@auburn.edu](mailto:gnunnolley@auburn.edu) | [www.auburntigers.com](http://www.auburntigers.com)

### Florida

Dan Apple  
Cell: (352) 339-8155 | Press Box: (352) 375-4683 ext. 4355  
[DanielA@gators.ufl.edu](mailto:DanielA@gators.ufl.edu) | [www.floridagators.com](http://www.floridagators.com)

### Georgia

Christopher Lakos  
Cell: (706) 714-2394 | Press Box: (706) 542-6161  
[clakos@sports.uga.edu](mailto:clakos@sports.uga.edu) | [www.georgiadogs.com](http://www.georgiadogs.com)

### Kentucky

Matt May  
Cell: (859) 806-7463 | Press Box: (859) 257-9011  
[matt.may@uky.edu](mailto:matt.may@uky.edu) | [www.ukathletics.com](http://www.ukathletics.com)

### LSU

Bill Franques  
Cell: (225) 241-4359 | Press Box: (225) 578-4149  
[wfranques@lsu.edu](mailto:wfranques@lsu.edu) | [www.lsusports.net](http://www.lsusports.net)

### Ole Miss

Alex Sims  
Cell: (662) 816-9610 | Press Box: (662) 915-7858  
[apsims@olemiss.edu](mailto:apsims@olemiss.edu) | [www.olemisssports.com](http://www.olemisssports.com)

### Mississippi State

Greg Campbell  
Cell: (814) 876-0824 | Press Box: (662) 325-3776  
[gcampbell@athletics.msstate.edu](mailto:gcampbell@athletics.msstate.edu) | [www.hailstate.com](http://www.hailstate.com)

### Missouri

Andy Oldenburg  
Cell: (573) 289-8263 | Press Box: (573) 884-8912  
[oldenburga@missouri.edu](mailto:oldenburga@missouri.edu) | [www.mutigers.com](http://www.mutigers.com)

### South Carolina

Kent Reichert  
Cell: (734) 548-0878 | Press Box: (803) 777-6648  
[kentrf2@mailbox.sc.edu](mailto:kentrf2@mailbox.sc.edu) | [www.gamecocksonline.com](http://www.gamecocksonline.com)

### Tennessee

Sean Barows  
Cell: (561) 312-9432 | Press Box: (865) 974-3376  
[sbarows@utk.edu](mailto:sbarows@utk.edu) | [www.utsports.com](http://www.utsports.com)

### Texas A&M

Thomas Dick  
Cell: (512) 784-2153 | Press Box: (979) 458-3604  
[tdick@athletics.tamu.edu](mailto:tdick@athletics.tamu.edu) | [www.12thman.com](http://www.12thman.com)

### Vanderbilt

Andrew Pate  
Cell: (713) 387-9119 | Press Box: (615) 320-0436  
[andrew.pate@vanderbilt.edu](mailto:andrew.pate@vanderbilt.edu) | [www.vucommodores.com](http://www.vucommodores.com)

# SEC MILESTONES

**December 8-9, 1932:** At the annual Southern Conference meeting in Knoxville, Tenn., the 13 members west and south of the Appalachian Mountains reorganized as the Southeastern Conference.

**1933:** With an 8-1 record, Georgia wins the first ever SEC Baseball Championship. November 30, 1933: Alabama defeats Vanderbilt 7-0 to finish 5-0-1 in the conference and capture the SEC's first football title.

**August 21, 1940:** Martin S. Conner, former governor of Mississippi, takes office as the first commissioner of the SEC in Jackson, Miss.

**February 21, 1948:** Former LSU coach Bernie H. Moore appointed the SEC's second commissioner and conference office moves to Birmingham, Ala.

**March 23, 1948:** Two years removed from winning the NIT title, Kentucky wins its first national championship with a 58-42 victory over Baylor.

**1950:** Alabama becomes the first SEC team to advance to the College World Series.

**October 20, 1951:** The Alabama-Tennessee football game, played at Birmingham's Legion Field, becomes the first televised event in SEC history.

**1959:** SEC Baseball expands to include the Eastern and Western divisions.

**April 1, 1966:** A.M. (Tonto) Coleman succeeds Moore as the conference's third commissioner.

**August 1, 1972:** Dr. H. Boyd McWhorter becomes the league's fourth commissioner.

**January 1, 1977:** The SEC begins its long-standing agreement with the Sugar Bowl to send its champion to New Orleans as Georgia faced Pittsburgh.

**1977:** In Oxford, Miss., Ole Miss wins the first ever SEC Tournament.

July, 1983: The SEC signs agreement with the Turner Broadcasting System to begin airing a "Game of the Week" beginning in the fall of 1984.

**1983:** Alabama's Dave Magadan sets the single season batting average record with a .525 on the year. Magadan would become the SEC's first national player of the year that season.

**September 15, 1986:** Dr. Harvey W. Schiller succeeds McWhorter as SEC Commissioner.

**January 10, 1990:** Roy F. Kramer becomes the conference's sixth commissioner.

**1990:** The first ever neutral site SEC Tournament is held in Hoover, Ala., where Mississippi State and LSU were declared co-champions due to lightning during the championship game.

**1990:** Georgia wins the SEC's first national championship in baseball.

**August 1, 1990:** Arkansas accepts invitation to become the SEC's 11th member.

**September 25, 1990:** South Carolina accepts invitation to become 12th member of the SEC.

**December 5, 1992:** SEC hosts the nation's first Division IA conference football championship game at Legion Field. Alabama defeats Florida 28-21 to win the 1992 SEC crown and the league's USF&G Sugar Bowl berth.

**February 11, 1994:** SEC announces multi-sport television agreement with CBS Sports to televise SEC football (1996-2001), men's basketball and women's basketball (1994-95 through 2000-2001).

**February 25, 1994:** SEC announces that the membership has voted to play the 1994 and 1995 Football Championship Games in Atlanta's Georgia Dome. On June 1, 1995, the conference extended the agreement with the Georgia Dome through 1998 and on May 29, 1997, the SEC further extended the agreement through 2001.

**August 4, 1994:** A group of Division I-A conferences, including the SEC, select the Fiesta, Sugar and Orange Bowls as hosts for the Bowl Alliance games beginning at the conclusion of the 1995 regular season. For the first time since the 1976 season, the SEC champion will not contractually serve as the host team in the Sugar Bowl.

**1996:** One of the most famous plays in college baseball history occurs as LSU's Warren Morris hits a walk-off home run to beat Miami 9-8 in the CWS National Championship Game.

**1997:** LSU's Brandon Larson becomes the SEC's single season home run champion by belting 40 on the year. The SEC has four teams advance to Omaha.

**February 2, 1998:** SEC announces it has reached a multi-year extension with CBS Sports to broadcast its football and men's and women's basketball games. Beginning in 2001, CBS expanded its SEC football commitment and provides exclusive national network broadcasts of SEC home games and its basketball coverage will continue to expand nationally.

**May 23, 1999:** The largest crowd in the history of the SEC Baseball Tournament, 16,165, gather to watch Alabama face Arkansas in the finals.

**June 7, 1999:** SEC announces it has reached a multi-year extension with ESPN to televise football and men's and women's basketball for the next eight seasons.

**2001:** After winning five national championships in ten seasons, Skip Bertman retires as head coach of LSU to assume the role of LSU Athletic Director.

**December 6, 2001:** The SEC and CBS Sports announce an agreement for the network to televise the SEC Football Championship Game each year through 2008.

**March 12, 2002:** Roy F. Kramer announces his retirement as the SEC's sixth commissioner, effective when a new commissioner is named. During his tenure as the SEC commissioner, the league won 85 national championships and the league distributed more than \$654 million back to its member institutions.

**July 2, 2002:** Michael L. Slive becomes the seventh Commissioner of the SEC.

**June 4, 2004:** The SEC Task Force on Compliance and Enforcement issues its report at the 2004 SEC Spring Meetings. The report is unanimously accepted by the 12 member institutions calls for having none of its schools on NCAA probation within the next five years.

**2004:** For the second time in history, four SEC teams advance to the College World Series.

**February 23, 2005:** SEC announces the formation of its Academic Consortium, which will link academic resources of its 12 member institutions.

**2007:** National Player of the Year David Price of Vanderbilt selected as the first pick in the MLB Draft.

**August 14, 2008:** CBS Sports and the SEC announce a 15-year agreement to extend broadcasts of SEC football and basketball games.

**August 25, 2008:** ESPN and the SEC announce a 15-year agreement beginning in 2009-10 through 2023-24. It is the longest national rights agreement in ESPN history. ESPN entities (ESPN, ESPN on ABC, ESPN2, ESPNU, ESPN Regional Television, ESPN360.com, ESPN Mobile TV, ESPN GamePlan, ESPN Full Court, ESPN International, ESPN Deportes, ESPN Classic) will carry more than 5,500 SEC events including football, men's and women's basketball, Olympic sports and SEC Championships.

**2008:** Every game from the SEC Tournament televised in high-definition for the first time. The SEC's winningest coach of all time, Ron Polk of Mississippi State, retires.

**2009:** LSU wins the SEC's seventh national championship since 1990.

**2010:** The number of regular season SEC baseball telecasts more than triples with the leagues' new television contract with ESPN. A pitch clock is implemented at the SEC Baseball Tournament in Hoover.

**2011:** ESPN announces a Thursday night, primetime SEC Baseball Game of the Week to air on ESPNU starting in early April. Over 100 SEC regular season baseball games are televised.

**June 2011:** South Carolina and Florida meet in Omaha in an All-SEC National Championship Series. The Gamecocks won their second straight national title, the third in a row for the SEC.

**Fall 2011:** League announces that Texas A&M and Missouri will join the conference effective July 1, 2012, with competition to begin in all sports for the 2012-13 academic year.

**January 2012:** Florida and South Carolina begin the season ranked No. 1 & No. 2, respectively. SEC announces will expand conference tournament to 10 teams.

**May 2012:** SEC Tournament expands to 10 teams, setting a new attendance record with 129,112 total fans in attendance for the event.

**June 2012:** South Carolina advances to the CWS Finals for the third straight season and fifth straight for SEC. Ray Tanner retires as USC head coach, becoming the school's athletic director.

**May 2013:** SEC Baseball Tournament expands to 12 teams.

**May 2, 2013:** The SEC, in conjunction with ESPN, announces the creation of The SEC Network, set to launch in August of 2014.

**June 2013:** Mississippi State advances to the College World Series finals, the first in school history and the sixth consecutive season for the SEC to reach the CWS Championship Series.

**June 2014:** League distributes \$309.6 million in revenue to its members. The \$309.6 million is the highest total ever distributed in SEC history.

**June 25, 2014:** Vanderbilt wins the first NCAA Baseball Championship in program history. The title is the fourth in the last six years for the SEC. An NCAA-record 10 SEC baseball teams advanced to NCAA Regionals in 2014.

**August 14, 2014:** The SEC Network, a multi-platform network, which airs SEC content 24/7 including more than 1,000 live events in its first year, launches.

**May 29, 2015:** League distributes a record \$455.8 among its 14 institutions.

**June 1, 2015:** Gregory A. Sankey becomes SEC's eighth commissioner.

**June 24, 2015:** Vanderbilt finishes as the NCAA baseball runner-up. Four of the eight teams in the 2015 CWS field were from the SEC.

**May 30, 2016:** A record four SEC teams selected as national seeds for the NCAA Division I Baseball Championship.

**June 2017:** Florida and LSU meet in Omaha in an All-SEC National Championship Series. The Gators win the program's first national title. The SEC leads all conferences with three teams in the College World Series; Texas A&M was the third.

**June 2018:** The SEC, for the second consecutive year, tied its own national record with six teams in the NCAA Super Regionals.



# SEC COMMISSIONER



## Greg Sankey Commissioner Southeastern Conference

Greg Sankey became the eighth Commissioner of the Southeastern Conference on June 1, 2015, and immediately embarked on a journey to build upon the SEC's recognized success, strong foundations and rich traditions.

Sankey has moved the conference forward while respecting the institutional traditions that make the SEC unique. With an understanding of the highly competitive environment of college sports, he has fostered the collaborative culture of the SEC that sets the conference apart and supports its continuing success.

Based upon the conference-wide success and growth, the SEC was the only college conference named a finalist for the Sports Business Journal's League of the Year Award in 2017-18, a nomination shared with the National Basketball Association (NBA), Major League Baseball (MLB), Ladies' Professional Golf Association (LPGA), National Hockey League (NHL) and Major League Soccer (MLS).

Sankey brings a big picture approach to his position through continuing focus on a vision that positions the SEC to leverage its athletics success and popularity for a greater overall cultural and economic impact on the region, the nation and the world.

During his first major address as Commissioner, he introduced his concept of "Scholars. Champions. Leaders." to describe the ultimate potential of the SEC. "Educating scholars and supporting champions provides the platform for developing leaders who will influence the world," Sankey said in his opening remarks at SEC Football Media Days in 2015.

### Advocating for Student-Athlete Opportunity

Now in his fourth year at the helm of the SEC, Sankey has established himself as an advocate for the student-athlete, creating a framework to provide young people in the Conference with new leadership opportunities and resources to succeed at the highest levels of academic achievement and competitive success. New student-athlete focused initiatives under Sankey's leadership include:

- Creation of a new position in the SEC office for a Director of Student-Athlete Engagement, a role focused on offering student-athletes the opportunity to participate in Conference leadership and prepare for life after their intercollegiate athletics participation concludes. (August 2015)
- Introduction of Student-Athlete Leadership Councils for Football, Men's Basketball and Women's Basketball which, in addition to the Conference's longstanding Student-Athlete Advisory Committee, provide student-athletes with additional opportunities to engage with campus leaders and Conference office staff. (May 2016)
- Introduction of a Student-Athlete Career Tour during SEC Football Championship Week in Atlanta, which annually provides a group of student-athletes with opportunities to engage in career exploration with high level corporations and businesses. (December 2016 and 2017)
- Expansion of the student-athlete role at the annual SEC Spring Meetings when student-athletes participate in a robust agenda of interaction with administrators and coaches to provide their perspectives to Conference leaders. (May 2017 and 2018)
- Increased funding for the SEC H. Boyd McWhorter Post-Graduate Scholarship, established in 1986 to honor outstanding student-athletes in the SEC for their accomplishments in athletics and academics. The value of the post-graduate scholarships increased to \$20,000 each for the two winners and \$10,000 each for the 26 finalists. (December 2017)

### Advancing The Conference

Upon assuming the role of Commissioner, Sankey moved swiftly to address issues critical to college athletics, with an emphasis on integrity, ethics and sportsmanship:

- Appointed a Working Group on Student-Athlete Conduct consisting of campus leaders to develop recommendations for updated Conference policies governing conduct expectations for student-athletes. As a result:
  - The SEC adopted a serious misconduct policy governing transfers that has served as a model for similar policies subsequently adopted by other conferences and institutions. (June 2016, expanded definition June 2017)
  - The SEC expanded its serious misconduct policy to include all incoming prospective student-athletes. (June 2018)
- Appointed a Working Group on Compliance, Enforcement and Governance, designed to review and update principles which form the foundation of the Conference membership's commitment to SEC and NCAA rules compliance.
- Amended an SEC Bylaw to now require a university president or chancellor to consult directly with the SEC Commissioner before hiring someone "who has engaged in unethical conduct as defined under NCAA Bylaws or who has participated in activity that resulted, or may result, in a Level I, Level II, or major infraction." (June 2017)

Sankey prioritized the enhancement of Conference championship events to meet the goal of providing student-athletes with life-long memories and exceptional experiences for fans, which has included:

- An agreement with Atlanta's new Mercedes Benz Stadium to serve as the long-term home for

the SEC Football Championship Game. (September 2015)

- An agreement with the City of Hoover, AL, to continue as host of the SEC Baseball Tournament after the city committed to construction of a \$70 million baseball campus to enhance the baseball tournament experience for student-athletes and fans. (June 2016)
- Engagement with a security consulting firm to review and develop consistent and effective security plans for SEC Championship events. (August 2016)
- A three-year agreement with Greenville, SC, to provide a multi-year home for the SEC Women's Basketball Tournament at Bon Secours Wellness Arena. (May 2018)

Sankey has focused resources on the development of Conference officiating with a series of measures blending technology with effective leadership to create greater accuracy and consistency for officiating in all sports, including:

- Hiring new coordinators of officials in the sports of men's basketball, women's basketball and softball.
- Working with the NCAA to gain approval for a collaborative instant replay process in the sport of football, which was implemented successfully beginning with the Fall 2016 season. (May 2016)
- Collaborating with the American Athletic and Atlantic Sun conferences to create a men's basketball officiating consortium, later adding the Sun Belt Conference. (July 2016 and May 2017)
- Securing NCAA approval to implement a collaborative instant replay process in the sport of men's basketball beginning with the 2017-18 season. (May 2017)
- Implementing an NCAA-approved experimental process for expanding the number of permissible plays evaluated through instant replay in the sport of baseball for the 2018 season. (August 2017)

Another priority under Sankey's leadership is growing exposure for the Conference and effectively publicizing success stories of the SEC. Strategies pursued to achieve this objective include:

- Engagement with The Richards Group, a highly successful national marketing agency, to develop a comprehensive branding campaign to positively feature the SEC, its student-athletes, alumni, leaders and fans. The theme of the campaign – "It Just Means More" – communicates the history, legacy and overall positive impact the SEC has on its region, the nation and the world.
- Introduction of the SEC Graduate Patch, a logo placed on the uniforms of every sport displayed by SEC student-athletes who have earned their undergraduate degree and are continuing their participation in intercollegiate athletics.
- Collaboration with the SEC Network to create unique exposure opportunities for Conference universities, teams and student-athletes, including behind-the-scenes programming, expanding live championship coverage for Olympic Sports, covering all spring football games and adding unique coverage of halftime band performances in football.
- An agreement with SiriusXM to create the first college branded satellite radio channel, SiriusXM SEC Radio, an exclusive 24/7 audio channel dedicated to SEC sports. The new channel delivers fans and alumni across the country in-depth and comprehensive access to SEC-focused sports talk and news, plus an extensive schedule of SEC games. (November 2017)
- Move of SEC Football Media Days to a new market, taking the signature event to the College Football Hall of Fame in Atlanta while adding a fan event in Centennial Olympic Park to expand the kickoff week to five days of activities. It marked the first time SEC Media Days was held outside the Birmingham, Alabama, area since 1985.

### A Career In College Athletics

On March 12, 2015, the Presidents and Chancellors of the SEC announced Greg Sankey would succeed Mike Slive as Commissioner of the SEC.

Sankey, 54, first joined the SEC staff in 2002 as Associate Commissioner for Governance, Enforcement and Compliance and later added supervision of the league's championships staff to his responsibilities. He was elevated to Executive Associate Commissioner and Chief Operating Officer for the league office in 2012, becoming responsible for the day-to-day operation of the SEC Office.

Sankey has been active within the NCAA committee structure, including his current service on the Enforcement/Infractions Working Group created to address recommendations from the independent Commission on College Basketball. He has also served on the Division I Legislative Council, Committee on Academic Performance and the NCAA Committee on Infractions.

Before moving to the SEC, Sankey served as Commissioner of the Southland Conference for nearly seven years. He joined the Southland Conference staff in 1992 where he served as both assistant and associate commissioner before he was named its Commissioner in 1996 at the age of 31.

Prior to his term at the Southland Conference, he was Director of Compliance and Academic Services at Northwestern State University in Natchitoches, LA. While at Northwestern State, Sankey also coached the Demons' golf teams for two years, earning the Golf Coaches Association of America District VI Coach of the Year award in 1991. Before his tenure at Northwestern State, he was the Director of Intramural Sports at Utica College in upstate New York.

A native of Auburn, NY, Sankey earned his master's degree from Syracuse University and his undergraduate degree from the State University of New York College at Cortland. Sankey and his wife, Cathy, reside in Birmingham, AL, and have two adult daughters, Hannah and Moriah.

# SEC STAFF



**GREG SANKEY**  
Commissioner



**MARK WOMACK**  
Executive Associate  
Commissioner/CFO



**CHARLIE HUSSEY**  
Associate Commissioner/  
COO



**TIFFANY DANIELS**  
Associate Commissioner/  
SWA



**DR. TORIE JOHNSON**  
Associate Commissioner/  
Academic Relations



**WILLIAM KING**  
Associate Commissioner/  
Legal Affairs & Compliance



**DAN LEIBOVITZ**  
Associate Commissioner/  
Men's Basketball



**HERB VINCENT**  
Associate Commissioner/  
Communications



**CHRIS WALDSMITH**  
Associate Commissioner/  
Finance



**DAVID BATSON**  
Assistant Commissioner/  
Compliance



**MATT BOYER**  
Assistant Commissioner/  
Compliance



**LESLIE CLAYBROOK**  
Assistant Commissioner/  
Championships



**BYRON HATCH**  
Assistant Commissioner/  
Championships



**KATHRYN SWITZER**  
Executive Associate to  
Commissioner



**SYLVIA HAGAN BARNES**  
Director of Officiating  
Administration



**MISTY BROWN**  
Director of Student-Athlete  
Engagement



**COLE CUNNINGHAM**  
Director of Video  
Operations-Football



**CHUCK DUNLAP**  
Director of  
Communications



**JOHN GIBSON**  
Director of  
Championships



**RANDALL MALONE**  
Director of Video  
Operations-Basketball



**CRAIG PINKERTON**  
Director of  
Communications



**B.C. ROMANO**  
Director of Video and  
Creative Services



**JIM SULLIVAN**  
Director of Championship  
Ticket Operations



**LAUREN TAYLOR**  
Director of Marketing &  
Competition




**TAMMY WILSON**  
Director of  
Communications



**ALLY BATTE**  
Assistant Director of  
Financial Operations



**BEN BEATY**  
Assistant Director of  
Communications



**KORY DAHLEN**  
Assistant Director of  
Competition



**ANN DRINKARD**  
Assistant Director of  
Communications/Social  
Media




**ROBERT MILLIGAN**  
Assistant Director of Video  
Operations & Building  
Services



**MIKE MIMS**  
Assistant Director of  
Championship Ticket  
Operations



**JILL SKOTARCZAK**  
Assistant Director of  
Communications



**SCOTTY THURMAN**  
Assistant Director of  
Compliance



**SUSAN BISHOP**  
Administrative Assistant,  
Academic Relations



**MEREDITH BRANCH**  
Administrative Assistant,  
Competition



**DONNA MOORE**  
Administrative Assistant,  
Compliance



**BAILEY POWELL**  
Administrative Assistant  
Commissioner's Office



**GRACE SANDERS**  
Administrative Assistant  
Football




**MELINDA CALDERINI**  
Coordinator of First  
Impressions



**STEVE SHAW**  
Coordinator of  
Football Officials



**PAUL GUILLIE**  
Coordinator of Baseball  
Umpires



**LARRY TEMPLETON**  
Consultant to  
Commissioner



# SOUTHEASTERN CONFERENCE

## Official Sponsor Program

The Southeastern Conference Official Sponsor program began in 1988 with three companies dedicated to intercollegiate athletics and higher education. Now supported by many of the nation's top corporations, this program has evolved into the most successful of its kind.

Each member of the SEC Official Sponsor team shows its commitment to the future of intercollegiate athletics with contributions to SEC Youth Clinics, SEC Scholarship Programs, SEC Academic Enhancement Programs, Championship Grants, FanFare and Legends Programs.

The corporations also conduct consumer promotions designed to increase sales and brand awareness. These promotions also increase public awareness of the member institutions of the SEC, which in turn supports increased ticket sales and high television and radio ratings.

In addition to the broad spectrum of benefits provided by these contributions, each SEC institution is a direct beneficiary of the program. SEC Official Sponsors include Allstate Insurance, AT&T, Belk, Gatorade, Holiday Inn Express, Johnsonville, Mercedes-Benz, Pilot/Flying-J, Regions Bank and Sunkist Soda.

### Program Mission

The mission of the corporate sponsor program is:

1. To develop marketing and promotional activities that benefit the SEC, its member institutions and the participating corporations;
2. To emphasize the positive role of athletics in our society; and
3. To provide funding for youth clinics, championship events and academic enhancement programs.

### SEC Licensing Program

The Southeastern Conference markets its registered marks (Southeastern Conference, SEC, SEC Seal and SEC logos) through a licensing program with the Collegiate Licensing Company. The SEC began its licensing program in 1988 to protect the use of its name and insignias and to ensure that its member institutions benefit from the use and sale of items bearing its name and/or logos.

The program also ensures that manufacturers and retailers market only the highest-quality merchandise using the conference name and logos. The SEC has joined a significant number of colleges and universities throughout the country to bring about consistency in the marketplace for officially-licensed collegiate products.

## SEC Official Sponsors



Allstate.



# 2019 SEC BASEBALL SCHEDULE

Date Team	1 March 15-17	2 March 22-24	3 March 29-31	4 April 5-7	5 April 12-14	6 April 19-21	7 April 26-28	8 May 3-5	9 May 10-12	10 May 16-18
<b>ALABAMA</b>	@UM	AR	@UF	SC	@MS	VU	LS	@AU	AM	@UG
<b>ARKANSAS</b>	MO	@UA	UM	@AU	@VU	MS	UT	@UK	LS	@AM
<b>AUBURN</b>	UT	@MS	@SC	AR	@AM	UM	@VU	UA	UG	@LS
<b>FLORIDA</b>	MS	@VU	UA	@UM	SC	@LS	UK	@UG	UT	@MO
<b>GEORGIA</b>	@SC	LS	@UK	VU	@UT	MO	@MS	UF	@AU	UA
<b>KENTUCKY</b>	@LS	AM	UG	@MO	@UM	UT	@UF	AR	@SC	VU
<b>LSU</b>	UK	@UG	@MS	AM	@MO	UF	@UA	UM	@AR	AU
<b>OLE MISS</b>	UA	@MO	@AR	UF	UK	@AU	AM	@LS	MS	@UT
<b>MISSISSIPPI STATE</b>	@UF	AU	LS	@UT	UA	@AR	UG	@AM	@UM	SC
<b>MISSOURI</b>	@AR	UM	@AM	UK	LS	@UG	SC	@UT	@VU	UF
<b>SOUTH CAROLINA</b>	UG	@UT	AU	@UA	@UF	AM	@MO	VU	UK	@MS
<b>TENNESSEE</b>	@AU	SC	@VU	MS	UG	@UK	@AR	MO	@UF	UM
<b>TEXAS A&amp;M</b>	VU	@UK	MO	@LS	AU	@SC	@UM	MS	@UA	AR
<b>VANDERBILT</b>	@AM	UF	UT	@UG	AR	@UA	AU	@SC	MO	@UK

**2019 SEC BASEBALL TOURNAMENT • MAY 21-26 • HOOVER, ALABAMA**



# SEC TELEVISION SCHEDULE

DATE	TIME (ET)	GAME	NETWORK
Tues., March 12	6:30 p.m.	Florida State at Florida	SECN
Sat., March 16	2:00 p.m.	Mississippi State at Florida	SECN
	7:00 p.m.	Tennessee at Auburn	SECN
Sun., March 17	2:00 p.m.	Mississippi State at Florida	SECN
Tues., March 19	7:30 p.m.	Rice at Texas A&M	SECN
Thurs. March 21	7:00 p.m.	Florida at Vanderbilt	SECN
Fri., March 22	7:00 p.m.	Ole Miss at Missouri	SECN
Sat., March 23	1:00 p.m.	LSU at Georgia	SECN
	8:00 p.m.	Ole Miss at Missouri	SECN
Sun., March 24	12:00 p.m.	LSU at Georgia	SECN
	3:00 p.m.	Ole Miss at Missouri	SECN
Tues., March 26	7:00 p.m.	Auburn vs. Alabama	SECN
Thurs., March 28	7:00 p.m.	Georgia at Kentucky	SECN
	7:00 p.m.	LSU at Mississippi State	ESPNU
Fri., March 29	7:00 p.m.	LSU at Mississippi State	SECN
	9:00 p.m.	Ole Miss at Arkansas	ESPNU
Sat., March 30	1:00 p.m.	Auburn at South Carolina	SECN
	4:00 p.m.	Ole Miss at Arkansas	SECN
	9:00 p.m.	Tennessee at Vanderbilt	SECN
Sun., March 31	12:00 p.m.	Auburn at South Carolina	SECN
	3:00 p.m.	Tennessee at Vanderbilt	SECN
Tues., April 2	7:00 p.m.	Belmont at Tennessee	SECN
Thurs., April 4	7:00 p.m.	South Carolina at Alabama	SECN
	7:30 p.m.	Arkansas at Auburn	ESPNU
Fri., April 5	7:00 p.m.	South Carolina at Alabama	SECN
Sat., April 6	8:00 p.m.	Texas A&M at LSU	ESPNU
	8:00 p.m.	Florida at Ole Miss	SECN
Sun., April 7	12:00 p.m.	Vanderbilt at Georgia	SECN
	3:00 p.m.	Texas A&M at LSU	SECN
Tues., April 9	7:00 p.m.	Georgia Tech at Georgia	SECN
Thurs., April 11	7:00 p.m.	Georgia at Tennessee	SECN
	7:30 p.m.	South Carolina at Florida	ESPNU
Fri., April 12	8:00 p.m.	Arkansas at Vanderbilt	SECN
Sat., April 13	8:00 p.m.	Kentucky at Ole Miss	SECN
	9:00 p.m.	Arkansas at Vanderbilt	ESPNU
Sun., April 14	1:00 p.m.	LSU at Missouri	SECN
	4:00 p.m.	Alabama at Mississippi State	SECN
Tues., April 16	7:00 p.m.	Clemson at Georgia	SECN
Thurs., April 18	6:00 p.m.	Missouri at Georgia	ESPNU
	7:00 p.m.	Florida at LSU	SECN
	9:00 p.m.	Mississippi State at Arkansas	ESPNU
Fri., April 19	8:00 p.m.	Florida at LSU	SECN
Sat., April 20	3:00 p.m.	Florida at LSU	ESPNU
	4:00 p.m.	Texas A&M at South Carolina	SECN
	9:00 p.m.	Vanderbilt at Alabama	SECN
Tues., April 23	7:00 p.m.	Missouri State at Missouri	SECN
Thurs., April 25	7:30 p.m.	Auburn at Vanderbilt	ESPNU
	7:00 p.m.	Texas A&M at Ole Miss	SECN
Fri., April 26	8:00 p.m.	Auburn at Vanderbilt	SECN
Sat., April 27	1:00 p.m.	Georgia at Mississippi State	SECN
	6:00 p.m.	Kentucky at Florida	SECN
Sun., April 28	12:00 p.m.	Kentucky at Florida	ESPNU
	5:00 p.m.	Tennessee at Arkansas	SECN
Tues., April 30	7:00 p.m.	SE Missouri State at Missouri	SECN
Thurs., May 2	7:00 p.m.	Mississippi State at Texas A&M	SECN
Sat., May 4	12:00 p.m.	Missouri at Tennessee	SECN
	3:00 p.m.	Mississippi State at Texas A&M	SECN

	8:00 p.m.	Alabama at Auburn	SECN
	8:00 p.m.	Vanderbilt at South Carolina	ESPNU
Sun., May 5	12:30 p.m.	Florida at Georgia	ESPNU
	3:30 p.m.	Ole Miss at LSU	ESPNU
	4:00 p.m.	Alabama at Auburn	SECN
Tues., May 7	7:00 p.m.	Indiana at Kentucky	SECN
Thurs., May 9	7:30 p.m.	LSU at Arkansas	ESPNU
Fri., May 10	7:00 p.m.	Kentucky at South Carolina	SECN
Sat., May 11	12:00 p.m.	Kentucky at South Carolina	SECN
	2:00 p.m.	LSU at Arkansas	ESPNU
	3:00 p.m.	Tennessee at Florida	SECN
Sun., May 12	12:00 p.m.	Kentucky at South Carolina	SECN
	1:00 p.m.	Mississippi State at Ole Miss	ESPNU
	3:00 p.m.	Texas A&M at Alabama	SECN
Tues., May 14	7:00 p.m.	Michigan at Kentucky	SECN
Thurs., May 16	7:00 p.m.	Wildcard	SECN
	7:00 p.m.	Wildcard	ESPNU
Fri., May 17	7:00 p.m.	Bases Loaded	SECN
Sat., May 18	12:00 p.m.	Wildcard	SECN
	3:00 p.m.	Wildcard	SECN

## SEC Baseball Tournament Schedule

Tues., May 21	10:30 a.m.	First Round	SEC Network
	2 p.m.	First Round	SEC Network
	5:30 p.m.	First Round	SEC Network
	9 p.m.	First Round	SEC Network
Wed., May 22	10:30 a.m.	Second Round	SEC Network
	2 p.m.	Second Round	SEC Network
	5:30 p.m.	Second Round	SEC Network
	9 p.m.	Second Round	SEC Network
Thurs., May 23	10:30 a.m.	Third Round	SEC Network
	2 p.m.	Third Round	SEC Network
	5:30 p.m.	Third Round	SEC Network
	9 p.m.	Third Round	SEC Network
Fri., May 24	4 p.m.	Fourth Round	SEC Network
	7:30 p.m.	Fourth Round	SEC Network
Sat., May 25	1 p.m.	Semifinal	SEC Network
	4:30 p.m.	Semifinal	SEC Network
Sun., May 26	3 p.m.	Championship	ESPNU

# 2019 SEC INCLEMENT WEATHER POLICY



1. If a game is suspended/postponed on Friday or Saturday, the game shall be completed from the point of interruption on the following day prior to the regularly scheduled game. In the event the regularly scheduled game is televised, the suspended/postponed game may be rescheduled, in consultation with the conference office, prior to, or following, the regularly scheduled game, whichever allows the best opportunity to complete such game without interruption.

## 2. Televised Games Affected by Weather

### A. For games televised on ESPN, ESPN2 or ESPNU

- (1) If a game is suspended/postponed on Friday, and the regularly scheduled Saturday game is televised by ESPN, ESPN2 or ESPNU, the regularly scheduled televised Saturday game must start at its published start time. If a suspended/postponed game is resumed/started prior to the start of the regularly scheduled televised game on Saturday, that game must be stopped after the completion of a full inning one hour prior to the start of the scheduled televised game and resumed following the completion of the regularly scheduled televised game.
- (2) If a game is suspended/postponed on Saturday, and the regularly scheduled Sunday game is televised by ESPN, ESPN2 or ESPNU, the regularly scheduled televised Sunday game must start at its published start time. If a suspended/postponed game is resumed/started prior to the start of the Sunday regularly scheduled televised game, that game must be stopped after the completion of a full inning one hour prior to the start of the scheduled televised game and resumed following the completion of the regularly scheduled televised game.

### B. For games televised on the SEC Network

- (1) If a game is suspended/postponed on Friday, and the regularly scheduled Saturday game is televised by the SEC Network, best efforts should be made to start the regularly scheduled televised Saturday game on the SEC Network at its published start time. (The suspended/postponed game should be scheduled at a time which provides the regularly scheduled televised game a reasonable chance of starting at its published time.) If a resumed/rescheduled game runs into a regularly scheduled televised SEC Network game time, the resumed/rescheduled game should be completed without interruption.
- (2) If a game is suspended/postponed on Saturday, and the regularly scheduled Sunday game is televised by the SEC Network, best efforts should be made to start the regularly scheduled televised Sunday game on the SEC Network at its published start time. (The suspended/postponed game should be scheduled at a time which provides the regularly scheduled televised game a reasonable chance of starting at its published time.) If a resumed/rescheduled game runs into a regularly scheduled televised SEC Network game time, the resumed/rescheduled game should be completed without interruption.
- (3) Depending on the circumstance, any resumed/rescheduled game or any regularly scheduled game may begin/end on the SEC Network Alternate Channel or on SEC Network+.

## 3. Length of Games

- A. All games played on Friday and Saturday should be scheduled for nine innings. If a suspended game is resumed on Sunday, the regularly scheduled game shall be seven innings.
- B. If weather prevents playing both the Friday and Saturday games, or if the Saturday game does not begin because of rain, there shall be two seven-inning games on Sunday. If a Friday game is suspended and no games are played on Saturday, the suspended game shall be resumed on Sunday, followed by a seven-inning game.
- C. If a suspended game is unable to be completed because of inclement weather and has reached official game status (five innings or more per NCAA Rule 5.8), it shall be declared a game.
- D. Once a suspended game is resumed, the game shall be complete if one team has a lead of 10 or more runs after seven innings of play (NCAA Rule 5.8).

## 4. Restart Times

- A. In the event of rain on Friday or Saturday, no game may start after 10:00 p.m. local time or resume after midnight local time.
- B. In the event of a rain-delay prior to the beginning of play on Sunday, the game must begin at least two hours and thirty minutes prior to the visiting team's scheduled departure time from the field, but no later than 4:00 p.m. local time to avoid a rain out of the game. (See Departure Time of this section.)
- C. If the game begins and is delayed (Sunday game), it must resume by 6:00 p.m. local time to avoid a rain out of the game.

## 5. Travel Considerations

- A. In all instances, departure time takes priority. A team may not stay over until Monday to begin or complete a game or series.
- B. In the event the visiting team is not scheduled to leave the host city until Monday and there are no prior travel limitations for the game's umpires that would dictate departure to enact these deadlines, with Conference approval, it would be permissible to waive the 4:00 p.m. deadline for the start of a game and a 6:00 p.m. deadline for the resumption of the game.

## 6. Authority to Play Doubleheaders

- A. If weather forecasts on Friday or Saturday morning call for a high occurrence of inclement weather on Sunday, the home team with approval of the visiting team may request permission from the Conference office to play a doubleheader on Saturday.
- B. Approval of a prospective Saturday doubleheader shall be limited to circumstances where there is a high likelihood that weather will not permit a game to be played on the final day of the series. This does not apply for possible inclement weather on Friday or Saturday of a weekend series.

## FOR THURSDAY THROUGH SATURDAY SERIES

1. If a game is suspended/postponed on Thursday or Friday, the game shall be completed from the point of interruption on the following day prior to the regularly scheduled game. In the event the regularly scheduled game is televised, the suspended/postponed game may be rescheduled, in consultation with the conference office, prior to, or following, the regularly scheduled game, whichever allows the best opportunity to complete such game without interruption.

## 2. Televised Games Affected by Weather

### A. For games televised on ESPN, ESPN2 or ESPNU

- (1) If a game is suspended/postponed on Thursday, and the regularly scheduled Friday game is televised by ESPN, ESPN2 or ESPNU, the regularly scheduled televised Friday game must start at its published start time. If a suspended/postponed game is resumed/started prior to the start of the regularly scheduled televised game, that game must be stopped after the completion of a full inning one hour prior to the start of the scheduled televised game and resumed following the completion of the regularly scheduled televised game.
- (2) If a game is suspended/postponed on Friday, and the regularly scheduled Saturday game is televised by ESPN, ESPN2 or ESPNU, the regularly scheduled televised Saturday game must start at its published start time. If a suspended/postponed game is resumed/started prior to the start of the regularly scheduled televised game, that game must be stopped after the completion of a full inning one hour prior to the start of the scheduled televised game and resumed following the completion of the regularly scheduled televised game.

### D. For games televised on the SEC Network

- (1) If a game is suspended/postponed on Thursday, and the regularly scheduled Friday game is televised by the SEC Network, best efforts should be made to start the regularly scheduled televised Friday game on the SEC Network at its published start time. (The suspended/postponed game should be scheduled at a time which provides the regularly scheduled televised game a reasonable chance of starting at its published time.) If a resumed/rescheduled game runs into a regularly scheduled televised SEC Network game time, the resumed/rescheduled game should be completed without interruption.
- (2) If a game is suspended/postponed on Friday, and the regularly scheduled Saturday game is televised by the SEC Network, best efforts should be made to start the regularly scheduled televised Saturday game on the SEC Network at its published start time. (The suspended/postponed game should be scheduled at a time which provides the regularly scheduled televised game a reasonable chance of starting at its published time.) If a resumed/rescheduled game runs into a regularly scheduled televised SEC Network game time, the resumed/rescheduled game should be completed without interruption.
- (3) Depending on the circumstance, the resumed/rescheduled game or the regularly scheduled game may begin/end on the SEC Network Alternate Channel or on SEC Network+.

## 3. Length of Games

- A. All games played on Thursday and Friday should be scheduled for nine innings. If a suspended game is resumed on Saturday, the regularly scheduled game shall be seven innings.
- B. If weather prevents playing both the Thursday and Friday games, or if the Friday game does not begin because of rain, there shall be two seven-inning games on Saturday. If a Thursday game is suspended and no games are played on Friday, the suspended game shall be resumed on Saturday, followed by a seven-inning game.
- C. If a suspended game is unable to be completed because of inclement weather and has reached official game status (five innings or more per NCAA Rule 5.8), it shall be declared a game.
- D. Once a suspended game is resumed, the game shall be complete if one team has a lead of 10 or more runs after seven innings of play (NCAA Rule 5.8).

## 4. Restart Times

- A. In the event of rain on Thursday or Friday, no game may start after 10:00 p.m. local time or resume after midnight local time.
- B. On Saturday, all curfew times will be waived in order to play the game on Saturday. No games will be continued to Sunday, however, teams can stay over until Sunday to get the game completed on Saturday.
- C. In the event of Saturday doubleheaders, games will be seven innings each.

## 5. Authority to Play Doubleheaders

- A. If weather forecasts on Thursday or Friday morning call for a high occurrence of inclement weather on Saturday, the home team with approval of the visiting team may request permission from the Conference office to play a doubleheader on Friday.
- B. Approval of a prospective Friday doubleheader shall be limited to circumstances where there is a high likelihood that weather will not permit a game to be played on the final day of the series. This does not apply for possible inclement weather on Thursday or Friday of a weekend series.

## OTHER

### 1. Authority to Rule on Game Stoppage

The umpire-in-chief has sole authority to suspend, postpone, or cancel the game if conditions become unfit for play.

### 2. Lightning Strikes

- A. Each member institution shall be responsible for having the capability to determine when lightning strikes are within specified distances from the competition site. When lightning is detected within 10 miles of the competition site, home team game management shall utilize the public address system to inform those in attendance that inclement weather including lightning is within 10 miles and that should patrons vacate the facility for safe shelter, they will be allowed to re-enter with a ticket stub. When lightning is detected within eight miles of the competition site, the competition shall be suspended.
- B. Competition may be resumed after 30 minutes of no detected lightning strikes within an eight mile radius.
- C. A 10 minute warm-up period may be granted following this 30-minute suspension.



# 2019 SEC TOURNAMENT

The Southeastern Conference Baseball Tournament returns for a 22nd consecutive year to the Hoover Metropolitan Complex in the south-Birmingham city of Hoover, Ala., May 21-26.

The 2019 SEC Baseball Tournament will continue to feature 12 teams and will remain set to begin on Tuesday, May 21. Seeds 5-12 will meet in a single elimination format on the opening day of the tournament, followed by traditional double-elimination play Wednesday-Friday. The tournament will return to single elimination play on Saturday. A total of 17 games will be played throughout the tournament.

The 12 teams are seeded 1-12 with the two divisional champions and top four seeds guaranteed opening-round byes, with the possibility of earning another later in the bracket. The tournament field will include the top teams from the SEC's Eastern and Western Divisions plus 10 at-large bids seeded 3-12 based on conference winning percentage.

In 2018, Ole Miss defeated LSU 9-1 in the championship game to give Ole Miss its sixth SEC Tournament title.

The Hoover Met formerly served as home of the Double-A Birmingham Barons (Chicago White Sox) of the Southern League. The stadium also has served as host of the NCAA Men's Soccer Final Four, as well as home to the nationally renowned Hoover Buccaneer high school football program.

Located eight miles south of Birmingham, the Hoover Met seats 10,800 for baseball, but can accommodate over 16,000 when the patio, banquet and side grassy areas are used. The stadium also houses 12 suites and state-of-the-art dressing and training rooms. Wireless internet access was added in 2004, concourse and signage renovation was done in 2005 and a second-level pressbox expansion, new stadium seating and an exterior facelift in 2007 completed a \$6 million renovation project. A new HD video scoreboard was added in 2008, while the SEC introduced the nation to a 'pitch clock' in 2010. A new sound systems and concourse amenities such as refurbished restrooms big screen HDTVs at concessions stands were added in 2012.

The Finley Center, a new 155,000 square foot entertainment facility, opened in 2017 as part of the first phase of an \$80 million Hoover Metropolitan Complex that also includes outdoor fields and event space.

## SEC Tournament Seeding

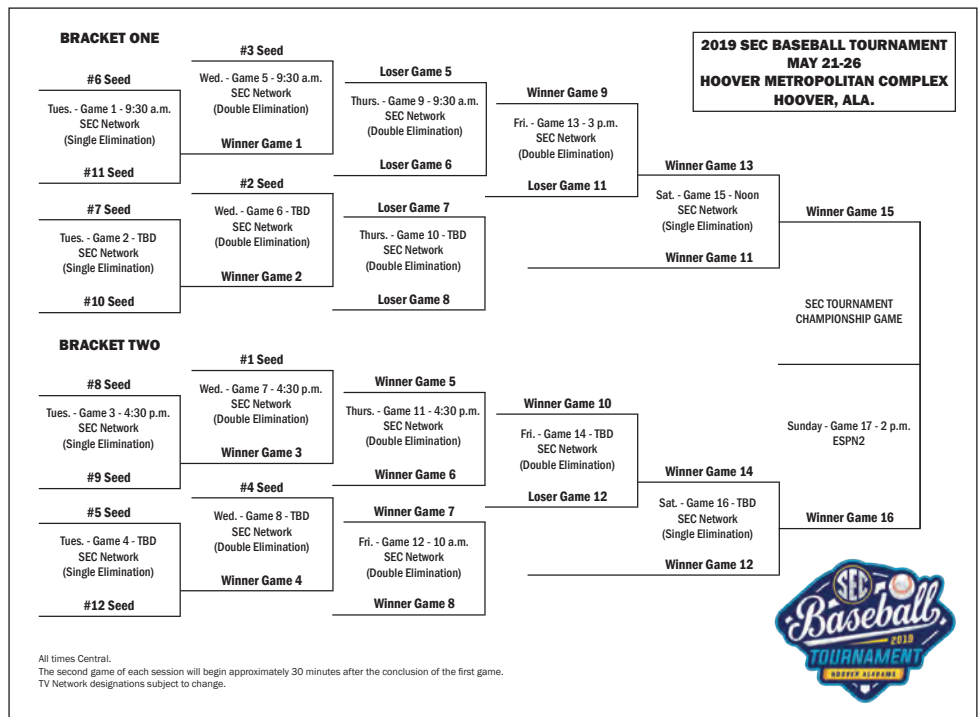
The two division champions shall be automatically seeded number one and number two based on winning percentage in conference competition. The rest shall be seeded numbers three through 12 based on winning percentage without regard to division. Ties will be broken in the following manner:

1. Two-Team Tie. The following procedure will be used in the following order until the tie is broken:

- A. Won-lost results of head-to-head competition between the two tied teams.
- B. If two-teams are divisional opponents:
  - (1) Won-lost percentage within their division (over the 15-game SEC division schedule).
  - (2) Won-lost percentage of the two teams versus the No. 1 team in their division (and proceeding through the No. 7 team, if necessary).
- C. If two teams are not divisional opponents:
  - (1) Won-lost record of the two teams versus the No. 1 seed using common opponents only (and proceeding through the No. 12 seed, if necessary).
  - (2) Coin flip by the Commissioner

2. Three-Team Tie (or more). The following procedure will be used in the following order until the tie is broken: (Note: If the three tied teams have three different records against each other, they shall be seeded in best-percentage order.) Otherwise, once the tie has been reduced to two teams, the two-team tiebreaker procedure will be used.

- A. If all three teams are common opponents: Total won-lost percentage of games played among the tied teams.
- B. Won-lost percentage of the tied teams versus the No. 1 seed and proceeding through the No. 12 seed, if necessary, using common opponents only.
- C. If three or more teams still are tied, the Commissioner will conduct a draw.



## 2019 SEC Tournament Schedule

### Tuesday, May 21

Game 1	9:30 a.m.	#6 Seed vs. #11 Seed [SEC Network]
Game 2	TBD	#7 Seed vs. #10 Seed [SEC Network]
Game 3	4:30 p.m.	#8 Seed vs. #9 Seed [SEC Network]
Game 4	TBD	#5 Seed vs. #12 Seed [SEC Network]

### Wednesday, May 22

Game 5	9:30 a.m.	#3 Seed vs. Winner Game 1 [SEC Network]
Game 6	TBD	#2 Seed vs. Winner Game 2 [SEC Network]
Game 7	4:30 p.m.	#1 Seed vs. Winner Game 3 [SEC Network]
Game 8	TBD	#4 Seed vs. Winner Game 4 [SEC Network]

### Thursday, May 23

Game 9	9:30 a.m.	Loser Game 5 vs. Loser Game 6 [SEC Network]
Game 10	TBD	Loser Game 7 vs. Loser Game 8 [SEC Network]
Game 11	4:30 p.m.	Winner Game 5 vs. Winner Game 6 [SEC Network]
Game 12	TBD	Winner Game 7 vs. Winner Game 8 [SEC Network]

### Friday, May 24

Game 13	3:00 p.m.	Winner Game 9 vs. Loser Game 11 [SEC Network]
Game 14	TBD	Winner Game 10 vs. Loser Game 12 [SEC Network]

### Saturday, May 25

Game 15	Noon	Winner Game 13 vs. Winner Game 11 [SEC Network]
Game 16	TBD	Winner Game 14 vs. Winner Game 12 [SEC Network]

### Sunday, May 26

Game 17	2:00 p.m.	Winner Game 15 vs. Winner Game 16 [ESPN2]
---------	-----------	---

All Times Central

# COMMUNICATIONS CONTACTS

	<b>ALABAMA</b> Alex Thompson (athompson@ia.ua.edu) Cell: (440) 666-7615 FAX: (205) 348-8841 • Press Box: (440) 666-7615	(205) 348-6084 P.O. Box 870391 Tuscaloosa, AL 35487-0391 www.rolltide.com
	<b>ARKANSAS</b> John Thomas (jthomas@uark.edu) Cell: (479) 313-2564 FAX: (479) 575-7481 • Press Box: (479) 575-4141	(479) 575-7430 P.O. Box 7777 Fayetteville, AR 72701 www.arkansasrazorbacks.com
	<b>AUBURN</b> George Nunnelley (gnunnelley@auburn.edu) Cell: (502) 609-9982 FAX: (334) 844-9807 • Press Box: (334) 844-4138	(334) 844-9656 P.O. Box 351 Auburn, AL 36831-0351 www.auburntigers.com
	<b>FLORIDA</b> Dan Apple (DanielA@gators.ufl.edu) Cell: (352) 339-8155 FAX: (352) 375-4809 • Press Box: (352) 375-4683 ext. 4355	(352) 375-4683 ext. 6199 P.O. Box 14485 Gainesville, FL 32604-2485 www.floridagators.com
	<b>GEORGIA</b> Christopher Lakos (clakos@sports.uga.edu) Cell: (706) 714-2934 FAX: (706) 542-9339 • Press Box: (706) 542-6161	(706) 542-1621 P.O. Box 1472 Athens, GA 30613 www.georgiadogs.com
	<b>KENTUCKY</b> Matt May (matt.may@uky.edu) Cell: (859) 806-7463 FAX: (859) 323-4310 • Press Box: (859) 257-9011	(859) 257-8504 Joe Craft Center; 338 Lexington Ave. Lexington, KY 40506 www.ukathletics.com
	<b>LSU</b> Bill Franques (wfranqu@lsu.edu) Cell: (225) 241-4359 FAX: (225) 578-1861 • Press Box: (225) 578-4149	(225) 578-8226 Athletics Administration Bldg. Baton Rouge, LA 70803 www.lsusports.net
	<b>OLE MISS</b> Alex Sims (apsims@olemiss.edu) Cell: (662) 816-9610 FAX: (662) 915-7006 • Press Box: (662) 915-7858	(662) 915-1083 P.O. Box 217 University, MS 38677 www.olemisssports.com
	<b>MISSISSIPPI STATE</b> Greg Campbell (gcampbell@athletics.msstate.edu) Cell: (814) 876-0824 FAX: (662) 325-3600 • Press Box: (662) 325-3776	(662) 325-8040 P.O. Box 5308 Mississippi State, MS 39762 www.hailstate.com
	<b>MISSOURI</b> Andy Oldenburg (oldenburga@missouri.edu) Cell: (573) 289-8263 FAX: (573) 884-4720 • Press Box: (573) 884-8912	(573) 882-0711 369 Hearnest Center Columbia, MO 65211 www.mutigers.com
	<b>SOUTH CAROLINA</b> Kent Reichert (kentr2@mailbox.sc.edu) Cell: (734) 548-0878 FAX: (803) 777-2967 • Press Box: (803) 777-6648	(803) 777-5257 Rice Athletics Center; 1304 Heyward Street Columbia, SC 29208 www.gamecocksonline.com
	<b>TENNESSEE</b> Sean Barows (sbarows@utk.edu) Cell: (561) 312-9432 FAX: (865) 974-9496 • Press Box: (865) 974-3376	(865) 974-7478 1551 Lake Loudoun Blvd. Knoxville, TN 37996 www.utsports.com
	<b>TEXAS A&amp;M</b> Thomas Dick (tdick@athletics.tamu.edu) Cell: (512) 784-2153 FAX: (979) 845-6825 • Press Box: (979) 458-3604	(979) 845-5725 P.O. Box 30017 College Station, TX 77842 www.12thman.com
	<b>VANDERBILT</b> Andrew Pate (andrew.pate@vanderbilt.edu) Cell: (713) 387-9119 FAX: (615) 343-7064 • Press Box: (615) 320-0436	(615) 322-4121 P.O. Box 120158 Nashville, TN 37212 www.vucommodores.com
	<b>SEC COMMUNICATIONS</b> Ben Beaty (bbeaty@sec.org) Cell: (205) 441-7631 FAX: (205) 458-3030	(205) 458-3000 2201 Richard Arrington Blvd. North Birmingham, AL 35203-1103 www.secsports.com

## Quick Facts

**Location:** Tuscaloosa, Ala.  
**Founded:** 1831  
**Enrollment:** 38,563  
**President:** Dr. Stuart Bell  
**Faculty Representative:** Dr. James King  
**Athletic Director:** Greg Byrne  
**Nickname:** Crimson Tide  
**Colors:** Crimson & White  
**Stadium:** Sewell-Thomas Stadium (5,867)

## Team Information

**Head Coach:** Brad Bohannon  
**Assistants:** Jason Jackson, Jerry Zulli, Matthew Reida (Vol.)  
**2018 Overall Record (Finish):** 27-29, 8-22 (7th West)  
**Lettermen Returning/Lost:** 13/18  
**Position Starters Returning/Lost:** 3/6  
**Pitchers Returning/Lost:** 7/7

## Media Services

**Baseball SID:** Alex Thompson  
**Office Phone:** (205) 348-6084  
**E-mail:** athompson@ia.ua.edu  
**Cell Phone:** (440) 666-7615  
**Internet Address:** www.rolltide.com

## Team History

**All-Time Record:** 2,610-1,637-24 (.614)  
**SEC Record:** 952-823-5 (.536)  
**SEC Championships:** 14 (1934-36, 1938, 1940-42, 1947, 1950, 1955, 1968, 1983, 1996, 2006)  
**SEC Tournament Appearances:** 28 (1981-84, 1986, 1989, 1991, 1993-2000, 2002-03, 2005-11, 2013-16)  
**SEC Tournament Record:** 48-44 (.522)  
**SEC Tournament Championships:** 7 (1983, 1995-97, 1999, 2002-03)  
**NCAA Regional Appearances:** 24 (1947-48, 1950, 1955, 1968, 1983, 1986, 1991, 1995-2000, 2002-04, 2006, 2008-11, 2013-14)  
**NCAA Regional Championships:** 7 (1950, 1983, 1996-97, 1999, 2006, 2010)  
**Super Regional Appearances:** 3 (1999, 2006, 2010)  
**Super Regional Championships:** 1 (1999)  
**College World Series Appearances:** 5 (1950, 1983, 1996-97, 1999)  
**National Championships:** 0  
**All-Time NCAA Tournament Record:** 70-49 (.588)

## Brad Bohannon

**Hometown:** Rome, Ga.  
**Alma Mater:** Berry College (1998)  
**Born:** May 13, 1975  
**Career Record:** 27-29 (Second season)  
**Record at Alabama:** Same



## 2019 Roster

No	Name	Pos.	Ht.	Wt.	Cl.	Hometown / Last School
7	Brett Auerbach	C/INF	5-9	180	Jr.	Mission Viejo, Calif. / Saddleback C.C./Tesoro
4	Joe Breaux	OF	5-11	200	Sr.	Tomball, Texas / McLennan C.C./Tomball
16	Isaiah Byars	INF	6-0	180	Fr.	Stone Mountain, Ga. / Parkview
33	Kyle Cameron	RHP	6-5	220	R-Jr.	Tuscaloosa, Ala. / Hale County
1	Daniel Carinci	INF	5-10	185	Fr.	Ajax, Ontario / Pickering
9	Casey Cobb	RHP	5-10	190	Jr.	Hamilton, Ga. / Chattahoochee Valley C.C./Harris County
10	Sam Finnerty	RHP	6-0	225	Sr.	Pelham, Ala. / Pelham
11	Wil Freeman	RHP	6-1	205	Jr.	Semmes, Ala. / Jones County J.C./Faith Academy
28	Tyler Gentry	OF	6-2	200	So.	Arlington, Tenn. / Walters State C.C./Arlington
48	Landon Green	RHP	6-1	180	Fr.	Helena, Ala. / Helena
40	Brock Guffey	LHP	6-1	190	So.	Hoover, Ala. / Hoover
42	Johnny Hawk	C	5-9	180	Jr.	McClelland, Iowa / Iowa Western C.C./Creighton Prep
18	Keith Holcombe	OF	6-4	235	Sr.	Tuscaloosa, Ala. / Hillcrest
36	Justin King	OF/INF	6-1	200	Jr.	Okotoks, Alberta / Indian Hills C.C./Foothills Composite
27	Chase Lee	RHP	6-0	150	R-Fr.	McCalla, Ala. / McAdory
20	Brock Love	RHP	6-1	210	R-Jr.	Gadsden, Ala. / Southside
13	Walker McCleney	OF	5-8	175	Jr.	Morris, Ala. / Mortimer Jordan
8	Morgan McCullough	INF	5-9	180	Jr.	Seattle, Wash. / Chipola C.C./Oregon/West Seattle
34	Jacob McNairy	RHP	6-1	195	Fr.	Athens, Ala. / Athens
32	Deacon Medders	RHP	6-4	195	Jr.	Tuscaloosa, Ala. / American Christian Academy
50	Kobe Morris	INF	6-4	200	Jr.	Victoria, British Columbia / Crowder C.C./Spectrum
26	Dylan Oliver	LHP	5-10	155	Jr.	Mount Olive, Ala. / Marion Military/Gardendale
19	Sam Praytor	C	5-9	220	So.	Helena, Ala. / Helena
54	Jeremy Randolph	RHP	5-11	210	Gr.	Miamisburg, Ohio / Wright State/Miamisburg
5	Tyler Ras	RHP/OF	6-4	200	Fr.	Middletown, N.J. / Middletown North
22	T.J. Reeves	OF	5-11	200	Fr.	Birmingham, Ala. / Hueytown
24	Kolby Robinson	INF	5-9	170	Jr.	Cullman, Ala. / Wallace State C.C./Cullman
21	Garret Rukes	LHP	6-4	205	R-So.	Coconut Creek, Fla. / Pine Crest
29	Connor Shamblin	RHP	6-1	195	Fr.	Lakeland, Tenn. / Briarcrest Christian
25	Dylan Smith	RHP	6-1	160	Fr.	Stafford, Texas / Stafford
30	Connor Stutts	OF	6-0	200	R-Jr.	Atlanta, Ga. / Notre Dame/Westminster School
2	John Trousdale	INF	6-0	190	Jr.	Rogersville, Ala. / Lauderdale County
44	Davis Vainer	RHP	6-0	185	R-Jr.	Atlanta, Ga. / Riverwood
55	Drew Williamson	INF/OF	6-5	210	Fr.	Brewton, Ala. / T.R. Miller
14	Gene Wood	OF	6-0	190	R-Jr.	Flowood, Miss. / Jackson Preparatory

## 2019 Schedule

F15-17	Presbyterian	Tuscaloosa, Ala.	M14	Samford	Tuscaloosa, Ala.
F19	Jacksonville State	Tuscaloosa, Ala.	M16-18	at Georgia*	Athens, Ga.
F20	Alabama State	Tuscaloosa, Ala.			
F22-24	Ball State	Tuscaloosa, Ala.		*SEC Game	
F26-27	North Alabama	Tuscaloosa, Ala.			
M1-3	at South Alabama	Mobile, Ala.			
M5	UAB	Tuscaloosa, Ala.			
M8-10	Northern Kentucky	Tuscaloosa, Ala.			
M12	Middle Tennessee	Tuscaloosa, Ala.			
M15-17	at Ole Miss*	Oxford, Miss.			
M19	Maine	Tuscaloosa, Ala.			
M22-24	Arkansas*	Tuscaloosa, Ala.			
M26	vs. Auburn	Montgomery, Ala.			
M29-31	at Florida*	Gainesville, Fla.			
A2	Troy	Tuscaloosa, Ala.			
A4-6	South Carolina*	Tuscaloosa, Ala.			
A9	at Samford	Birmingham, Ala.			
A12-14	at Mississippi State*	Starkville, Miss.			
A16	at UAB (Regions Field)	Birmingham, Ala.			
A19-21	Vanderbilt*	Nashville, Tenn.			
A24	at Jacksonville State	Jacksonville, Ala.			
A26-28	LSU*	Tuscaloosa, Ala.			
M3-5	at Auburn*	Auburn, Ala.			
M8	at Troy	Troy, Ala.			
M10-12	Texas A&M*	Tuscaloosa, Ala.			

## Quick Facts

**Location:** Fayetteville, Ark.  
**Founded:** 1871  
**Enrollment:** 27,558  
**Chancellor:** Dr. Joseph E. Steinmetz  
**Faculty Representative:** Gerald Jordan  
**Athletic Director:** Hunter Yurachek  
**Nickname:** Razorbacks  
**Colors:** Cardinal and White  
**Stadium:** Baum Stadium at George Cole Field (10,737)

## Team Information

**Head Coach:** Dave Van Horn  
**Assistants:** Nate Thompson, Matt Hobbs, Taylor Smart (vol.)  
**2018 Overall Record (Finish):** 48-21, 18-12  
 SEC (T1st West); NCAA Runner-up  
**Lettermen Returning/Lost:** 14/19  
**Position Starters Returning/Lost:** 6/8  
**Pitchers Returning/Lost:** 7/10

## Media Services

**Baseball SID:** John Thomas  
**Office Phone:** (479) 575-7430  
**E-mail:** jfthomas@uark.edu  
**Cell Phone:** (479) 313-2564  
**Internet Address:** www.ArkansasRazorbacks.com

## Team History

**All-Time Record:** 2,196-1,384-6 (.613)  
**SEC Record:** 397-383 (.509)  
**SEC Championships:** 2 (1999, 2004)  
**SEC Tournament Appearances:** 23 (1992-99, 2002-07, 2009-15, 2017-18)  
**SEC Tournament Record:** 33-40 (.452)  
**SEC Tournament Championships:** 0  
**NCAA Regional Appearances:** 29 (1973, 1979-80, 1983, 1985-90, 1995-96, 1998-99, 2002-15, 2017-18)  
**NCAA Regional Championships:** 10 (1979, 1985, 1987, 1989, 2002-04, 09-10, 2012, 2015, 2018)  
**Super Regional Appearances:** 7 (2002-04, 2009-10, 2012, 2015, 2018)  
**Super Regional Championships:** 4 (2004, 2009, 2012, 2018)  
**College World Series Appearances:** 9 (1979, 1985, 1987, 1989, 2004, 2009, 2012, 2015, 2018)  
**National Championships:** 0  
**All-Time NCAA Tournament Record:** 83-66 (.557)

## Dave Van Horn

**Hometown:** Fullerton, Calif.  
**Alma Mater:** Arkansas (1988)  
**Born:** Sept. 17, 1960  
**Career Record:** 915-500 (24th season)  
**Record at Arkansas:** 595-343 (16th season)



## 2019 Roster

No	Name	Pos.	Ht.	Wt.	Cl.	Hometown / Last School
54	Will Barker	RHP	6-2	185	Fr.	Sherwood, Ark. / Pulaski Academy
31	Caleb Bolden	RHP	6-2	170	So.	Texarkana, Texas / Pleasant Grove HS
19	Coby Boulware	INF	5-9	170	So.	Anthem, Ariz. / TCU / Boulder Creek HS
21	Jacob Burton	RHP	6-0	185	Fr.	Diana, Texas / New Diana HS
55	Isaiah Campbell	RHP	6-4	225	R-Jr.	Olathe, Kan. / Olathe South HS
32	Matt Cronin	LHP	6-2	195	Jr.	Navarre, Fla. / Navarre HS
14	Caleb Denny	INF	6-2	195	Fr.	Owasso, Okla. / Owasso HS
29	Angus Denton	RHP	5-11	160	R-So.	Beebe, Ark. / Beebe HS
4	Trevor Ezell	INF	5-8	200	R-Sr.	Bryant, Ark. / Bryant HS / SE Missouri St.
24	Dominic Fletcher	OF	5-9	175	Jr.	Cypress, Calif. / Cypress HS
25	Christian Franklin	OF	5-11	180	Fr.	Overland Park, Kan. / Rockhurst HS
10	Matt Goodheart	INF/OF	6-1	180	So.	Magnolia, Ark. / Magnolia HS / San Jacinto CC
3	Zack Gregory	INF	5-10	175	Fr.	Timber Creek HS
17	Trey Harris	OF	5-10	165	Fr.	Little Rock, Ark. / Little Rock Christian
49	Liam Henry	LHP	6-2	180	Fr.	Kansas City, Mo. / Park Hill HS
26	Travis Hester	RHP	6-2	195	Fr.	College Station, Texas / College Station HS
7	Jack Kenley	INF	6-0	185	Jr.	Germantown, Tenn. / Houston HS
18	Heston Kjerstad	OF	6-3	200	So.	Amarillo, Texas / Randall HS
45	Kevin Kopps	RHP	6-0	195	R-Jr.	Sugar Land, Texas / George Ranch HS
35	Jacob Kostyshock	RHP	6-4	175	Jr.	O'Fallon, Mo. / Francis Howell HS
27	Dillon Lifrieri	OF/INF	6-0	190	Fr.	Wilton, Conn. / Wilton HS
15	Casey Martin	INF	5-11	175	So.	Lonoke, Ark. / Lonoke HS
8	Jordan McFarland	INF/OF	6-3	220	Jr.	Waterloo, Ill. / Waterloo HS
37	Caden Monke	LHP	6-3	160	Fr.	Mt. Olive, Ill. / Mt. Olive HS
5	Jacob Nesbit	INF	6-0	175	R-Fr.	Coppell, Texas / Coppell HS
13	Connor Noland	RHP	6-2	215	Fr.	Greenwood, Ark. / Greenwood HS
12	Casey Opitz	C	5-11	175	So.	Centennial, Co. / Heritage HS
48	Zack Plunkett	C	6-2	225	R-Sr.	Hurst, Texas / TCU / L.D. Bell HS
28	Kole Ramage	RHP	6-1	195	So.	Southlake, Texas / Southlake Carroll HS
34	Steven Sanchez	LHP	6-7	240	Fr.	Mundelein, Ill. / Mundelein HS
57	Cody Scroggins	RHP	6-0	195	R-Jr.	Bentonville, Ark. / Bentonville HS
46	Carter Sells	RHP	6-0	195	Fr.	Brentwood, Tenn. / Ravenwood HS
16	Andrew Stanley	C	5-9	180	Fr.	Searcy, Ark. / Searcy HS / IMG Academy
44	Collin Taylor	RHP	5-11	220	R-So.	Florence, Ala. / Walters State CC / Florence HS
39	Evan Taylor	LHP	6-4	235	Fr.	Florence, Ala. / Florence HS
20	Elijah Trest	RHP	6-3	205	Fr.	White Oak, Texas / White Oak HS
88	Zebulon Vermillion	RHP	6-4	185	So.	Prairie Village, Kan. / Shawnee Mission East HS
22	Curtis Washington Jr.	OF/INF	6-2	165	Fr.	West Memphis, Ark. / West Memphis HS
33	Patrick Wicklander	LHP	6-1	175	Fr.	San Jose, Calif. / Valley Christian HS

## 2019 Schedule

F15-17	Eastern Illinois	Fayetteville, Ark.	M3-5	at Kentucky*	Lexington, Ky.
F21-23	at USC	Los Angeles, Calif.	M9-11	LSU*	Fayetteville, Ark.
F27	Memphis	Fayetteville, Ark.	M16-18	at Texas A&M*	College Station, Texas
M1-3	Stony Brook	Fayetteville, Ark.			
M5-6	Charlotte	Fayetteville, Ark.			
M8-10	Louisiana Tech	Fayetteville, Ark.			
M12-13	Western Illinois	Fayetteville, Ark.			
M15-17	Missouri*	Fayetteville, Ark.			
M19-20	at Texas	Austin, Texas			
M22-24	at Alabama*	Tuscaloosa, Ala.			
M26	at Missouri State	Springfield, Mo.			
M29-31	Ole Miss*	Fayetteville, Ark.			
A2	Little Rock	Fayetteville, Ark.			
A4-6	at Auburn*	Auburn, Ala.			
A9	Oral Roberts	Fayetteville, Ark.			
A12-14	at Vanderbilt*	Nashville, Tenn.			
A16	Arkansas-Pine Bluff	Fayetteville, Ark.			
A18-20	Mississippi State*	Fayetteville, Ark.			
A23-24	Northwestern State	Fayetteville, Ark.			
A26-28	Tennessee*	Fayetteville, Ark.			
A30	vs. Grambling State	North Little Rock, Ark.			



# AUBURN

## Quick Facts

**Location:** Auburn, Ala.  
**Founded:** 1856  
**Enrollment:** 25,469  
**President:** Dr. Steven Leath  
**Faculty Representative:** Dr. Beverly Marshall  
**Athletic Director:** Allen Greene  
**Nickname:** Tigers  
**Colors:** Burnt Orange and Navy Blue  
**Stadium:** Samford Stadium-Hitchcock Field at Plainsman Park

## Team Information

**Head Coach:** Butch Thompson  
**Assistants:** Karl Nonemaker, Gabe Gross, Steve Smith (Vol.)  
**2018 Overall Record (Finish):** 43-23, 15-15 SEC (T3rd West)  
**Lettermen Returning/Lost:** 14/14  
**Position Starters Returning/Lost:** 4/5  
**Pitchers Returning/Lost:** 9/5

## Media Services

**Baseball SID:** George Nunnelley  
**Office Phone:** (334) 844-9656  
**E-mail:** gnunnelley@auburn.edu  
**Cell Phone:** (502) 609-9982  
**Internet Address:** www.AuburnTigers.com

## Team History

**All-Time Record:** 2,443-1,649-33 (.596)  
**SEC Record:** 901-845-3 (.516)  
**SEC Championships:** 6 (1937, 1958, 1963, 1967, 1976, 1978)  
**SEC Tournament Appearances:** 26 (1978, 1980, 1986-95, 1997-2003, 2010-13, 2015, 2017-18)  
**SEC Tournament Record:** 34-48 (.415)  
**SEC Tournament Championships:** 3 (1978, 1989, 1998)  
**NCAA Regional Appearances:** 21 (1963, 1967, 1976, 1978, 1987, 1989, 1993-95, 1997-2003, 2005, 2010, 2015, 2017)  
**NCAA Regional Championships:** 6 (1967, 1976, 1994, 1997, 1999, 2018)  
**Super Regional Appearances:** 2 (1999, 2018)  
**Super Regional Championships:** 0  
**College World Series Appearances:** 4 (1967, 1976, 1994, 1997)  
**National Championships:** 0  
**All-Time NCAA Tournament Record:** 48-45 (.516)

## Butch Thompson

**Hometown:** Aberdeen, Miss.  
**Alma Mater:** Birmingham Southern (1992)  
**Born:** Dec. 15, 1970  
**Career Record:** 142-94 (Sixth season)  
**Record at Auburn:** 103-82 (Fifth season)



## 2019 Roster

No	Name	Pos.	Ht.	Wt.	Cl.	Hometown / Last School
14	Elliott Anderson	LHP	6-3	212	Jr.	Cartersville, Ga. / Cartersville
26	Troy Bearden	C/IF	6-2	220	Fr.	Trussville, Ala. / Next Level Baseball Academy
9	Ryan Bliss	IF	5-9	165	Fr.	LaGrange, Ga. / Troup County
32	Tanner Burns	RHP	6-0	215	So.	Decatur, Ala. / Decatur
13	Davis Daniel	RHP	6-1	190	Jr.	Montgomery, Ala. / St. James
24	Conor Davis	OF	6-3	227	Jr.	Roswell, Ga. / Blessed Trinity
5	Jarrett Eaton	IF/OF	5-9	162	Fr.	Mobile, Ala. / St. Paul's Episcopal
43	Richard Fitts	RHP	6-3	185	Fr.	Helena, Ala. / Helena
18	Brooks Fuller	LHP	6-2	215	Fr.	Auburn, Ala. / Auburn
23	Peyton Glavine	LHP	5-11	176	So.	Alpharetta, Ga. / Blessed Trinity
36	Kyle Gray	LHP	5-10	205	R-Jr.	Austin, Texas / James Bowie
20	Cody Greenhill	RHP	6-4	216	So.	Russellville, Ala. / Russellville
11	Chase Hall	C	6-2	215	R-Jr.	Roanoke, Ala. / Southern Union
21	Jackson Henderson	IF	6-0	175	Jr.	Selma, Ala. / Lurleen B. Wallace
12	Ryan Hoerter	RHP	6-6	191	So.	Pleasant Prarie, Wisc. / Indian Trail
17	Will Holland	IF	5-10	181	Jr.	Lawrenceville, Ga. / Collins Hill
8	Bailey Horn	LHP	6-2	212	R-So.	West, Texas / McLennan
16	Kason Howell	OF	6-0	185	Fr.	Argyle, Texas / Liberty Christian
7	Ed Johnson	IF	6-1	175	Fr.	Trussville, Ala. / Hewitt-Trussville
10	Edouard Julien	IF/OF	6-1	183	So.	Quebec City, Quebec / Cardinal-Roy
2	Everett Lau	IF	5-10	185	Jr.	Oahu, Hawaii / Iolani
22	Ford Luttrell	RHP	6-0	181	R-Fr.	Madison, Ala. / Bob Jones
19	Brody Moore	IF	6-0	185	Fr.	Oneonta, Ala. / Oneonta
33	Will Morrison	RHP	6-2	180	Fr.	Cullman, Ala. / Cullman
38	Brett Olson	IF	6-2	225	R-Sr.	Newport Beach, Calif. / Central Alabama
44	Jack Owen	LHP	6-2	174	So.	Aliso Viejo, Calif. / J Serra
6	Matt Scheffler	C	6-2	190	Jr.	Kirkland, Wash. / Lake Washington
31	Blake Schilleci	LHP	5-10	198	Sr.	Birmingham, Ala. / Wallace-Hanceville
29	Carson Skipper	LHP	6-3	195	Fr.	Trussville, Ala. / Hewitt-Trussville
25	Dawson Sweatt	LHP	6-2	190	Fr.	Fayetteville, Ga. / Starr's Mill
40	Garrett Wade	LHP	6-2	205	Fr.	Hartselle, Ala. / Hartselle
1	Judd Ward	OF	6-1	195	So.	Russellville, Ala. / Russellville
3	Devin Warner	IF	6-3	205	Fr.	Cartersville, Ga. / Cartersville
37	Ryan Watson	RHP	6-5	215	Jr.	Auburn, Ala. / Auburn
41	Steven Williams	C/OF	6-3	216	So.	Albany, Ga. / Deerfield-Windsor
4	Rankin Woley	IF	6-0	210	Jr.	Atlanta, Ga. / The Westminster School

## 2019 Schedule

F15-17	Georgia Southern	Auburn, Ala.	M14	North Alabama	Auburn, Ala.
F19-20	Alabama A&M	Auburn, Ala.	M16-18	at LSU*	Baton Rouge, La.
F22-24	at UCF	Orlando, Fla.			
M1-3	Cincinnati	Auburn, Ala.			*SEC Game
M5-6	UT Martin	Auburn, Ala.			
M8-10	UTSA	Auburn, Ala.			
M12	at South Alabama	Mobile, Ala.			
M15-17	Tennessee*	Auburn, Ala.			
M19	at UAB (Regions Field)	Birmingham, Ala.			
M22-24	at Mississippi State	Starkville, Miss.			
M26	vs. Alabama	Montgomery, Ala.			
M29-31	at South Carolina*	Columbia, S.C.			
A2	Georgia Tech	Auburn, Ala.			
A4-6	Arkansas*	Auburn, Ala.			
A9	Jacksonville State	Auburn, Ala.			
A12-14	at Texas A&M*	College Station, Texas			
A16	at Georgia Tech	Atlanta, Ga.			
A18-20	Ole Miss*	Auburn, Ala.			
A23	at Jacksonville State	Jacksonville, Ala.			
A25-27	at Vanderbilt*	Nashville, Tenn.			
M3-5	Alabama*	Auburn, Ala.			
M7	UAB	Birmingham, Ala.			
M10-12	Georgia*	Auburn, Ala.			

## Quick Facts

**Location:** Gainesville, Fla.  
**Founded:** 1853  
**Enrollment:** 54,854  
**President:** Dr. W. Kent Fuchs  
**Faculty Representative:** Dr. Michael Sagas  
**Athletic Director:** Scott Stricklin  
**Nickname:** Gators  
**Colors:** Orange and Blue  
**Stadium:** Alfred A. McKethan Stadium at Perry Field (5,500)

## Team Information

**Head Coach:** Kevin O'Sullivan  
**Assistants:** Craig Bell, Brad Weitzel, Lars Davis (vol.)  
**2018 Overall Record (Finish):** 49-21 (20-10 SEC (SEC Champion))  
**Lettermen Returning/Lost:** 15/12  
**Position Starters Returning/Lost:** 5/4  
**Pitchers Returning/Lost:** 7/7

## Media Services

**Baseball SID:** Dan Apple  
**Office Phone:** (352) 375-4683, ext. 6100  
**E-mail:** DanielA@gators.ufl.edu  
**Cell Phone:** (352) 692-6008  
**Internet Address:** www.FloridaGators.com

## Team History

**All-Time Record:** 2,551-1,577-24 (.617)  
**SEC Record:** 1014-662-2 (.605)  
**SEC Championships:** 15 (1952, 1956, 1962, 1981-82, 1984, 1988, 1996, 1998, 2005, 2010-11, 2014, 2017, 2018)  
**SEC Tournament Appearances:** 38 (1977-85, 1987-98, 2000-02, 2004-05, 2007-2018)  
**SEC Tournament Record:** 68-64 (.515)  
**SEC Tournament Championships:** 7 (1981, 1982, 1984, 1988, 1991, 2011, 2015)  
**NCAA Regional Appearances:** 34 (1958, 1960, 1962, 1977, 1979, 1981-82, 1984-85, 1988-89, 1991-92, 1994, 1996-98, 2000-05, 2008-18)  
**NCAA Regional Championships:** 14 (1988, 1991, 1996, 1998, 2004-05, 2009-12, 2015-18)  
**Super Regional Appearances:** 10 (2004-05, 2009-12, 2015-18)  
**Super Regional Championships:** 8 (2005, 2010-12, 2015-18)  
**College World Series Appearances:** 12 (1988, 1991, 1996, 1998, 2005, 2010-12, 2015-18)  
**National Championships:** 1  
**All-Time NCAA Tournament Record:** 115-76 (.602)

## Kevin O'Sullivan

**Hometown:** Jupiter, Fla.  
**Alma Mater:** Virginia (1991)  
**Born:** Dec. 27, 1968  
**Career Record:** 497-229 (12th season)  
**Record at Florida:** Same



## 2019 Roster

No	Name	Pos.	Ht.	Wt.	Cl.	Hometown / Last School
22	Cory Acton	INF	6-0	170	Fr.	Fort Lauderdale, Fla. / American Heritage
32	Justin Alintoff	RHP	6-2	220	So.	Jupiter, Fla. / Dwyer / Indian River CC
34	Kris Armstrong	INF/RHP	6-4	215	Fr.	Jupiter, Fla. / The Benjamin School
21	Nick Blasucci	RHP/INF	6-2	195	R-Jr.	Fort Myers, Fla. / Riverdale / Tallahassee CC
15	Jordan Butler	LHP/1B	6-0	185	So.	Tampa, Fla. / Alonso
6	Kendrick Calilao	OF	6-1	205	Fr.	Kissimmee, Fla. / The First Academy
37	Nolan Crisp	RHP	5-9	175	Fr.	Locust Grove, Ga. / Locust Grove
16	Wil Dalton	OF	6-0	190	Jr.	Spring Hill, Tenn. / Summit / Columbia State CC
18	Tyler Dyson	RHP	6-3	225	Jr.	Bradenton, Fla. / Braden River
4	Jud Fabian	OF	6-1	195	Fr.	Ocala, Fla. / Trinity Catholic
8	Christian Flint	INF	5-11	170	Jr.	Delray Beach, Fla. / Community / South Carolina/Palm Beach State CC
30	Felix Garcia	RHP	5-10	195	R-Jr.	Miami, Fla. / Miami Palmetto Senior / FSCJ CC
11	Jonah Girard	C	6-0	200	Sr.	Winter Park, Fla. / Edgewater / Seminole State CC
2	Cal Greenfield	C	6-0	205	So.	Chicago, Ill. / Jensen Beach (Fla.)
26	Devin Hemenway	LHP	5-10	160	So.	Niceville, Fla. / Niceville / Sante Fe
44	Austin Langworthy	OF/LHP	5-10	195	Jr.	Williston, Fla. / Williston
23	Jack Leftwich	RHP	6-2	210	So.	Orlando, Fla. / TNXL Academy
17	David Luethje	RHP	6-5	192	Fr.	Vero Beach, Fla. / Vero Beach
47	Tommy Mace	RHP	6-6	200	So.	Tampa, Fla. / Sunlake
27	Nelson Maldonado	OF	5-10	195	Sr.	Tampa, Fla. / Jefferson
13	Brady McConnell	INF	6-3	195	So.	Merritt Island, Fla. / Merritt Island
25	Hunter McMullen	RHP	6-2	200	So.	Ocala, Fla. / Forest
52	Kirby McMullen	OF/RHP	5-11	200	Jr.	Ocala, Fla. / Forest
3	Garrett Milchin	RHP/INF	6-5	210	R-So.	Windermere, Fla. / The First Academy
5	Santino Miozzi	C	6-2	215	Jr.	Maracay, Venezuela / Conrad Academy, Orlando / Florida SW CC
24	Roberto Peña	INF	6-2	215	Fr.	Caracas, Venezuela / Calvary Christian Academy (Fort Lauderdale, Fla.)
20	Nick Pogue	RHP	6-5	225	Fr.	Melbourne, Fla. / Eau Gallie
12	Blake Reese	INF/OF	5-11	187	Sr.	Tallahassee, Fla. / Lincoln
28	Hunter Ruth	RHP	6-2	190	R-Fr.	Gainesville, Fla. / Buchholz
14	Christian Scott	RHP	6-4	195	Fr.	Parkland, Fla. / Calvary Christian Academy (Fort Lauderdale, Fla.)
9	Brady Smith	C/INF	5-11	195	So.	Niceville, Fla. / TNXL Academy
55	Ben Specht	RHP	6-1	210	Fr.	Fort Myers, Fla. / Evangelical Christian
1	Jacob Young	OF	6-0	175	Fr.	Ponte Vedra, Fla. / Ponte Vedra

## 2019 Schedule

F15-17	Long Beach State	Gainesville, Fla.	*SEC Game
F19	at USF	Tampa, Fla.	
F20	North Florida	Gainesville, Fla.	
F22-24	Miami	Gainesville, Fla.	
F26	at Jacksonville	Jacksonville, Fla.	
F27	UCF	Gainesville, Fla.	
M1-3	Winthrop	Gainesville, Fla.	
M5-6	FGCU	Gainesville, Fla.	
M8-10	Yale	Gainesville, Fla.	
M12	Florida State	Gainesville, Fla.	
M15-17	Mississippi State*	Gainesville, Fla.	
M19	Jacksonville	Gainesville, Fla.	
M21-23	at Vanderbilt*	Nashville, Tenn.	
M26	vs. Florida State	Jacksonville, Fla.	
M29-31	Alabama*	Gainesville, Fla.	
A2	Florida A&M	Gainesville, Fla.	
A5-7	at Ole Miss*	Oxford, Miss.	
A9	at Florida State	Tallahassee, Fla.	
A11-13	South Carolina*	Columbia, S.C.	
A16	Jacksonville	Gainesville, Fla.	
A18-20	at LSU*	Baton Rouge, La.	
A23	FAU	Gainesville, Fla.	
A26-28	Kentucky*	Gainesville, Fla.	
M3-5	at Georgia*	Athens, Ga.	
M7	USF	Gainesville, Fla.	
M10-12	Tennessee*	Gainesville, Fla.	
M16-18	at Missouri*	Columbia, Mo.	



# GEORGIA

## Quick Facts

**Location:** Athens, Ga.  
**Founded:** 1785  
**Enrollment:** 37,606  
**President:** Jere W. Morehead  
**Faculty Representative:** David Shipley  
**Athletic Director:** Greg McGarity  
**Nickname:** Bulldogs  
**Colors:** Red & Black  
**Stadium:** Foley Field (2,760)

## Team Information

**Head Coach:** Scott Stricklin  
**Assistants:** Sean Kenny, Scott Daeley, Mitch Gaspard (vol.)  
**2018 Overall Record (Finish):** 39-21, 18-12 SEC (2nd East)  
**Lettermen Returning/Lost:** 25/9  
**Position Starters Returning/Lost:** 6/3  
**Pitchers Returning/Lost:** 13/3

## Media Services

**Baseball SID:** Christopher Lakos  
**Office Phone:** (706) 542-7994  
**E-mail:** clakos@sports.uga.edu  
**Cell Phone:** (706) 714-2934  
**Internet Address:** www.GeorgiaDogs.com

## Team History

**All-Time Record:** 2,260-1,759-24 (.562)  
**SEC Record:** 802-926-4 (.464)  
**SEC Championships:** 6 (1933, 1953-54, 2001, 2004, 2008)  
**SEC Tournament Appearances:** 24 (1978, 1985-90, 1992-95, 2000-02, 2004, 2006, 2008-09, 2012, 2014, 2016-18)  
**SEC Tournament Record:** 28-45 (.384)  
**SEC Tournament Championships:** 0  
**NCAA Regional Appearances:** 12 (1953, 1987, 1990, 1992, 2001-02, 2004, 2006, 2008-09, 2011, 2018)  
**NCAA Regional Championships:** 6 (1987, 1990, 2001, 2004, 2006, 2008)  
**Super Regional Appearances:** 4 (2001, 2004, 2006, 2008)  
**Super Regional Championships:** 4 (2001, 2004, 2006, 2008)  
**College World Series Appearances:** 6 (1987, 1990, 2001, 2004, 2006, 2008)  
**National Championships:** 1 (1990)  
**All-Time NCAA Tournament Record:** 50-32 (.610)

## Scott Stricklin

**Hometown:** Athens, Ohio  
**Alma Mater:** Kent State (1995)  
**Born:** Feb. 17, 1972  
**Career Record:** 493-328-1 (15h season)  
**Record at Georgia:** 143-140-1 (Sixth season)



## 2019 Roster

No	Name	Pos.	Ht.	Wt.	Cl.	Hometown / Last School
36	Ben Anderson	OF	6-1	165	So.	LaGrange, Ga. / LaGrange
50	Ryan Avidano	LHP	6-6	230	R-Jr.	Peachtree City, Ga. / Starr's Mill
8	Austin Biggar	C	6-2	210	Jr.	Lilburn, Ga. / Parkview
28	Tucker Bradley	OF/LHP	6-0	201	Jr.	Chickamauga, Ga. / Gordon Lee
45	Garrett Brown	RHP	6-7	206	Fr.	Manchester, Ga. / Manchester HS
42	John Cable	C/INF	6-2	230	Gr.	Roswell, Ga. / River Ridge HS
43	Riley Crean	RHP	6-3	187	Fr.	Athens, Ga. / IMG Academy/Bloomington N. HS
44	Tim Elliott	RHP	6-1	200	Jr.	Loganville, Ga. / Loganville
6	Kaden Fowler	C/OF	6-0	214	Jr.	El Dorado, Ks. / El Dorado HS
33	Justin Glover	LHP	6-1	198	Jr.	Buford, Ga. / Buford
16	Adam Goodman	LHP	6-6	220	Sr.	Fayetteville, Ga. / Starr's Mill
35	Hunter Goodwin	RHP	6-6	239	Fr.	Sylvester, Ga. / Worth County HS
19	Jack Gowen	RHP	6-1	214	Fr.	Folkston, Ga. / Charlton County HS
17	Emerson Hancock	RHP	6-4	215	So.	Cairo, Ga. / Cairo
4	Randon Jernigan	OF	6-0	179	Fr.	Brunswick, Ga. / Glynn Academy
31	Riley King	INF	6-0	186	R-So.	Lawrenceville, Ga. / Collins Hill
12	Zac Kristofak	RHP	5-9	185	Jr.	Marietta, Ga. / Walton
25	Tony Locey	RHP	6-3	239	Jr.	Columbus, Ga. / Houston Co.
32	Shane Marshall	C	6-4	210	Fr.	Naples, Fla. / Gulf Coast HS
1	Tucker Maxwell	OF	6-0	175	Jr.	Dawsonville, Ga. / Dawson County
30	Mason Meadows	C	6-1	232	R-So.	Roswell, Ga. / Pope
41	Steven Minter	INF	6-2	200	R-Fr.	Powder Springs, Ga. / Hillgrove
21	Logan Moody	RHP	6-2	200	R-Jr.	LaGrange, Ga. / LaGrange
39	Darryn Pasqua	RHP	6-4	200	So.	Rocky Face, Ga. / Christian Heritage
11	Will Proctor	RHP/INF	6-2	185	Jr.	Manhattan Beach, Calif. / Mira Costa
20	Chaney Rogers	OF/1B/LHP	6-1	206	R-Fr.	Ringgold, Ga. / Gordon Lee
26	Christian Ryder	RHP	6-5	206	Jr.	Acworth, Ga. / North Paulding
22	Aaron Schunk	INF/RHP	6-2	205	Jr.	Atlanta, Ga. / The Lovett School
7	Cam Shepherd	SS	6-1	187	Jr.	Duluth, Ga. / Peachtree Ridge
5	C.J. Smith	LHP/OF	6-1	191	So.	Royston, Ga. / Home School
14	Patrick Sullivan	1B	6-3	214	R-Jr.	Sandy Springs, Ga. / Marist
2	LJ Talley	INF	6-2	203	Sr.	Folkston, Ga. / Charlton County
15	Cole Tate	INF	6-2	192	So.	Bishop, Ga. / Oconee
23	Connor Tate	INF	6-3	201	R-Fr.	Bishop, Ga. / Oconee
27	Trevor Tinder	RHP	6-4	208	R-Jr.	Winter Springs, Fla. / Winter Springs
55	Ryan Webb	LHP	6-1	203	So.	Roswell, Ga. / Pope
13	Cole Wilcox	RHP	6-5	232	Fr.	Chickamauga, Ga. / Heritage HS
18	James Williams	RHP	6-1	201	R-So.	Kennesaw, Ga. / Harrison

## 2019 Schedule

F15-17	Dayton	Athens, Ga.	A23	vs. Georgia Tech	Atlanta, Ga.
F19	at Kennesaw State	Kennesaw, Ga.	A26-28	at Mississippi State*	Starkville, Miss.
F22-24	UMass-Lowell	Athens, Ga.	A30	The Citadel	North Augusta, S.C.
F26	LIU Brooklyn	Athens, Ga.	M3-5	Florida*	Athens, Ga.
F27	Kennesaw State	Athens, Ga.	M8	at Jacksonville State	Jacksonville, Ala.
M1-3	at Georgia Southern	Statesboro, Ga.	M10-12	at Auburn	Auburn, Ala.
M5	Alabama State	Athens, Ga.	A16-18	Alabama*	Tuscaloosa, Ala.
M6	Jacksonville State	Athens, Ga.			
M8-10	Presbyterian	Athens, Ga.			
M13	at Georgia State	Atlanta, Ga.			
M15-17	at South Carolina*	Columbia, S.C.			
M19	Georgia State	Athens, Ga.			
M22-24	LSU*	Athens, Ga.			
M26	at Georgia Tech	Atlanta, Ga.			
M28-30	at Kentucky*	Lexington, Ky.			
A2	at Clemson	Clemson, S.C.			
A5-7	Vanderbilt*	Athens, Ga.			
A9	Georgia Tech	Athens, Ga.			
A11-13	at Tennessee*	Knoxville, Tenn.			
A16	Clemson	Athens, Ga.			
A18-20	Missouri*	Athens, Ga.			

\*SEC Game

## Quick Facts

**Location:** Lexington, Ky.  
**Founded:** 1865  
**Enrollment:** 30,000  
**President:** Dr. Eli Capilouto  
**Faculty Representative:** Joseph L. Fink  
**Athletic Director:** Mitch Barnhart  
**Nickname:** Wildcats  
**Colors:** Blue and White  
**Stadium:** Kentucky Proud Park (5,000)

## Nick Mingione

**Hometown:** Tarrytown, N.Y.  
**Alma Mater:** Embry-Riddle (2000)  
**Born:** Sept. 10, 1978  
**Career Record:** 77-45 (3rd season)  
**Record at Kentucky:** Same



## Team Information

**Head Coach:** Nick Mingione  
**Assistants:** Jim Belanger, Roland Fanning, Todd Guilliams (vol.)  
**2018 Overall Record (Finish):** 34-22 (13-17 SEC) (5th East)  
**Lettermen Returning/Lost:** 16/15  
**Position Starters Returning/Lost:** 2/7  
**Starting Pitchers Returning/Lost:** 1/2

## Media Services

**Baseball SID:** Matt May  
**Office Phone:** (859) 257-8504  
**E-mail:** matt.may@uky.edu  
**Cell Phone:** (859) 806-7463  
**Internet Address:** www.UKathletics.com

## Team History

**All-Time Record:** 1,916-1,821-25 (.513)  
**SEC Record:** 722-950-8 (.432)  
**SEC Championships:** 1 (2006)  
**SEC Tournament Appearances:** 21 (1979, 1981, 1987-88, 1991, 1993-96, 1998-2000, 2006, 2008, 2012-14, 2016-18)  
**SEC Tournament Record:** 22-36 (.379)  
**SEC Tournament Championships:** 07 (1981, 1982, 1984, 1988, 1991, 2011, 2015)  
**NCAA Regional Appearances:** 9 (1949, 1950, 1988, 1993, 2006, 2008, 2012, 2014, 2017)  
**NCAA Regional Championships:** 0  
**Super Regional Appearances:** 0  
**Super Regional Championships:** 0  
**College World Series Appearances:** 0  
**National Championships:** 0  
**All-Time NCAA Tournament Record:** 14-18 (.438)

## 2019 Roster

No	Name	Pos.	Ht.	Wt.	Cl.	Hometown / Last School
21	Orlando Adams Jr.	C	6-0	220	Fr.	Atlanta / Redan
13	Cole Ayers	RHP	6-2	180	Fr.	Mt. Carmel, Ohio / West Clermont
55	Tyler Burchett	RHP	6-5	235	Fr.	Airville, Pa. / Red Lion Area
34	Carson Coleman	RHP	6-2	190	R-So.	Lexington, Ky. / Lexington Catholic
5	T.J. Collett	1B	6-1	230	Jr.	Terre Haute, Ind. / North Vigo
20	Braxton Cottongame	LHP	6-3	205	Fr.	Hazard, Ky. / Perry County Central
42	Elliott Curtis	INF	6-0	200	Jr.	Waterloo, Ontario, Canada / St. David
43	Breydon Daniel	INF/OF	6-1	200	Jr.	Bixby, Okla. / Bixby
35	Cole Daniels	LHP	6-1	240	Fr.	Ann Arbor, Mich. / Saline
31	Alex Degen	RHP	6-7	210	Fr.	Readington Township, N.J. / Hunterdon Central
36	Brad Dobzanski	RHP	6-3	195	R-Fr.	Franklinville, N.J. / Delsea Regional
7	Rook Ellington	OF	6-0	175	Fr.	Paducah, Ky. / McCracken County
16	Will Gambino	RHP	6-2	215	Fr.	Westmont, N.J. / Paul VI Catholic
8	Marshall Gei	C	6-0	185	Gr.	Mount Juliet, Tenn. / Mount Juliet
33	Trae Harmon	RHP/1B	6-4	255	Fr.	Somerset, Ky. / Somerset
54	Daniel Harper	RHP	6-4	215	So.	Fairway, Kan. / Bishop Miege
50	Mason Hazelwood	LHP	6-5	200	So.	Salvisa, Ky. / Mercer County
37	Cam Hill	OF	5-10	175	So.	Georgetown, Ky. / Scott County
52	Tanner Holen	C	5-11	180	Jr.	Manhattan, Kan. / Manhattan
44	Brendan Hord	C	5-10	200	Fr.	Lexington, Ky. / Paul L. Dunbar
28	Ryan Johnson	OF	6-3	220	Sr.	College Station, Texas / College Station
3	Ben Jordan	RHP	6-9	250	R-Fr.	Olive Hill, Ky. / West Carter
25	Coltyn Kessler	C/INF	6-3	220	So.	High Ridge, Mo. / Rockwood Summit
4	Zeke Lewis	INF	5-9	165	R-Jr.	Atlanta, Ga. / Mays
15	Trip Lockhart	RHP	6-3	200	So.	Lexington, Ky. / Lexington Catholic
41	Grant Macciocchi	RHP/INF	6-4	190	R-Jr.	West Chester Township, Ohio / Moeller
22	Dillon Marsh	LHP	6-1	220	Fr.	Elizabethtown, Pa. / Lancaster Catholic
24	Brett Marshall	RHP	6-4	225	R-So.	Louisville, Ky. / Trinity
45	Aaron McGeorge	RHP	5-11	170	Sr.	Lexington, Ky. / Henry Clay
47	Kyle Music	RHP	6-5	200	Fr.	Cincinnati, Ohio / West Clermont
26	Justin Olson	1B/OF	6-2	215	Fr.	Colorado Springs, Co. / Pine Creek
38	Jimmy Ramsey	RHP/OF	6-9	240	So.	Minnetonka, Minn. / Minnetonka
10	Dalton Reed	1B	6-4	240	Jr.	Roff, Okla. /
39	Hunter Rigsby	RHP	6-4	215	Fr.	Mount Vernon, Ky. / Rockcastle County
19	Alex Rodriguez	INF	5-9	195	Sr.	Pembroke Pines, Fla. / Miramar
2	Austin Schultz	INF	5-9	190	Fr.	Adams, Neb. / Norris
30	Jaren Shelby	OF	5-11	200	Jr.	Lexington, Ky. / Tates Creek
12	Ryan Shinn	OF	6-2	215	Sr.	Jobstown, N.J. / Northern Burlington County
40	Brandon Sulzer	RHP	6-2	190	Fr.	Smithville, Mo. / Smithville
1	Jake Thompson	INF	6-0	180	Jr.	Albert Lea, Minn. /
14	Zack Thompson	LHP	6-3	225	Jr.	Selma, Ind. / Wapahani

## 2019 Schedule

F15-17	at Austin Peay	Clarksville, Tenn.	A12-14	at Ole Miss*	Oxford, Miss.
F22-24	at Texas Tech	Lubbock, Texas	A16	Louisville	Lexington, Ky.
F26	Eastern Kentucky	Lexington, Ky.	A19-21	Tennessee*	Lexington, Ky.
F27	Northern Kentucky	Lexington, Ky.	A23	at Western Kentucky	Bowling Green, Ky.
M1-3	Canisius College	Lexington, Ky.	A26-28	at Florida*	Gainesville, Fla.
M5	Wright State	Lexington, Ky.	M3-5	Arkansas*	Lexington, Ky.
M6	Boston College	Lexington, Ky.	M7	Indiana	Lexington, Ky.
M8-10	Middle Tennessee	Lexington, Ky.	M10-12	at South Carolina*	Columbia, S.C.
M12	Southern Illinois	Lexington, Ky.	M14	Michigan	Lexington, Ky.
M13	Western Kentucky	Lexington, Ky.	M16-18	Vanderbilt*	Lexington, Ky.
M15-17	at LSU*	Baton Rouge, La.			
M19	Xavier	Lexington, Ky.			
M22-24	Texas A&M*	Lexington, Ky.			
M26	Morehead State	Lexington, Ky.			
M28-30	Georgia*	Lexington, Ky.			
A2	at Louisville	Louisville, Ky.			
A5-7	at Missouri*	Columbia, Mo.			
A10	at Lipscomb	Nashville, Tenn.			

\*SEC Game



**Quick Facts**

**Location:** Baton Rouge, La.  
**Founded:** 1860  
**Enrollment:** 31,414  
**President:** Dr. F. King Alexander  
**Faculty Representative:** Dr. Bill Demastes  
**Athletic Director:** Joe Alleva  
**Nickname:** Fighting Tigers  
**Colors:** Purple and Gold  
**Stadium:** Alex Box Stadium, Skip Bertman Field (10,326)

**Team Information**

**Head Coach:** Paul Mainieri  
**Assistants:** Alan Dunn, Nolan Cain, Sean Ochinko (vol.)  
**2018 Overall Record (Finish):** 39-27, 15-15 SEC (T3rd West)  
**Lettermen Returning/Lost:** 19/13  
**Position Starters Returning/Lost:** 6/3  
**Pitchers Returning/Lost:** 11/7

**Media Services**

**Baseball SID:** Bill Franques  
**Office Phone:** (225) 578-2527  
**E-mail:** wfranqu@lsu.edu  
**Cell Phone:** (225) 241-4359  
**Internet Address:** www.LSUsports.net

**Team History**

**All-Time Record:** 2,589-1,599-31 (.617)  
**SEC Record:** 968-769-9 (.557)  
**SEC Championships:** 17 (1939-43-46-61-75-86-90-91-92-93-96-97-2003-09-12-15-17)  
**SEC Tournament Appearances:** 33 (1979-85-86-87-88-89-90-91-92-93-94-95-96-97-98-99-2000-01-02-03-04-05-06-08-09-10-12-13-14-15-16-17-18)  
**SEC Tournament Record:** 85-42 (.669)  
**SEC Tournament Championships:** 12 (1986-90-92-93-94-2000-08-09-10-13-14-17)  
**NCAA Regional Appearances:** 31 (1975-85-86-87-89-90-91-92-93-94-95-96-97-98-99-2000-01-02-03-04-05-08-09-10-12-13-14-15-16-17)  
**NCAA Regional Championships:** 23 (1986-87-89-90-91-93-94-96-97-98-99-2000-01-02-03-04-08-09-12-13-15-16-17)  
**Super Regional Appearances:** 11 (1999-2000-01-02-03-04-08-09-12-13-15-16-17)  
**Super Regional Championships:** 8 (2000-03-04-08-09-13-15-17)  
**College World Series Appearances:** 18 (1986-87-89-90-91-93-94-96-97-98-2000-03-04-08-09-13-15-17)  
**National Championships:** 6 (1991-93-96-97-2000-09)  
**All-Time NCAA Tournament Record:** 154-63 (.710)

**Paul Mainieri**

**Hometown:** Miami, Fla.  
**Alma Mater:** Florida International / 1980  
**Born:** Aug. 29, 1957  
**Career Record:** 1,415-721-8 / 37th season)  
**Record at LSU:** 551-229-3 / 13th season)



**2019 Roster**

No	Name	Pos.	Ht.	Wt.	Cl.	Hometown / Last School
27	Matthew Beck	RHP	6-7	235	Jr.	Alexandria, La. / Alexandria HS
24	Cade Beloso	1B	6-0	220	Fr.	River Ridge, La. / John Curtis HS
5	Drew Bianco	INF	6-0	200	Fr.	Oxford, Miss. / Oxford HS
16	Brandt Broussard	INF	5-10	165	Sr.	Baton Rouge, La. / Delgado CC / University HS
2	Daniel Cabrera	OF	6-1	187	So.	Baton Rouge, La. / Parkview Baptist HS
29	Chase Costello	RHP	6-4	210	Fr.	Pompano Beach, Fla. / Pompano Beach HS
7	Giovanni DiGiacomo	OF	6-1	185	Fr.	Naples, Fla. / Canterbury HS
45	Braden Doughty	C	6-1	175	So.	Denham Springs, La. / Denham Springs HS
6	Gavin Dugas	INF	5-10	195	Fr.	Houma, La. / Houma Christian HS
8	Antoine Duplantis	OF	5-11	182	Sr.	Lafayette, La. / Lafayette HS
28	Devin Fontenot	RHP	6-1	180	So.	The Woodlands, Texas / The Woodlands HS
13	Saul Garza	C	6-3	225	So.	Edinburg, Texas / Howard College / Edinburg North HS
32	Aaron George	RHP	6-5	235	Jr.	Monroe, La. / San Jacinto College / Ouachita Christian HS
41	Caleb Gilbert	RHP	6-2	200	Sr.	Hoover, Ala. / Hoover HS
46	Rye Gunter	RHP	6-5	205	Fr.	Coppell, Texas / Coppell HS
18	Cole Henry	RHP	6-4	205	Fr.	Florence, Ala. / Florence HS
38	Zack Hess	RHP	6-6	218	Jr.	Forest, Va. / Liberty Christian Academy
44	Jaden Hill	RHP	6-4	215	Fr.	Ashdown, Ark. / Ashdown HS
52	Ma'Khail Hilliard	RHP	6-0	156	So.	Central, La. / Central HS
3	Hal Hughes	INF	5-11	171	So.	Norman, Okla. / Norman North HS
48	Michael Kirsch	INF	6-0	194	So.	Metairie, La. / Tulane) / Brother Martin HS
26	AJ Labas	RHP	6-3	217	So.	Fleming Island, Fla. / Trinity Christian HS
11	Landon Marceaux	RHP	6-0	185	Fr.	Destrehan, La. / Destrehan HS
22	Brock Mathis	C	6-1	205	So.	Fairfield, Ohio / Northwest Florida State / Fairfield HS
55	Easton McMurray	LHP	6-4	198	Fr.	Bakersfield, Calif. / Liberty HS
35	Clay Moffitt	RHP	6-4	241	Sr.	Baton Rouge, La. / LSU-Eunice / Catholic HS
43	Todd Peterson	RHP	6-5	220	Jr.	Lake Mary, Fla. / Lake Mary HS
20	Will Ripoll	RHP	6-0	185	Fr.	New Orleans, La. / John Curtis HS
4	Josh Smith	INF	5-10	174	Jr.	Greenwell Springs, La. / Catholic HS
21	Nick Storz	RHP	6-6	257	So.	Brooklyn, N.Y. / Poly Prep Country Day HS
40	Riggs Threadgill	RHP	6-4	215	Fr.	Fredericksburg, Texas / Fredericksburg HS
30	Trent Vietmeier	RHP	6-3	217	So.	Pittsburgh, Pa. / Montour HS
10	Eric Walker	RHP	6-0	183	So.	Arlington, Texas / Arlington Martin HS
9	Zach Watson	OF	6-0	164	Jr.	Ruston, La. / West Ouachita HS
23	CJ Willis	1B/OF/C	6-2	190	Fr.	Ruston, La. / Ruston HS

**2019 Schedule**

F15	ULM	Baton Rouge, La.	A26-28	at Alabama*	Tuscaloosa, Ala.
F16	Army	Baton Rouge, La.	M3-5	Ole Miss*	Baton Rouge, La.
F17	Air Force	Baton Rouge, La.	M7	Louisiana Tech	Baton Rouge, La.
F19	Southeastern Louisiana	Baton Rouge, La.	M9-11	at Arkansas*	Fayetteville, Ark.
F20	at Northwestern State	Natchitoches, La.	M14	New Orleans	Baton Rouge, La.
F22-24	Bryant	Baton Rouge, La.	M16-18	Auburn*	Baton Rouge, La.
F26	South Alabama	Baton Rouge, La.			
F27	Southern	Baton Rouge, La.		*SEC Game	
M1-3	at Texas	Austin, Texas			
M6	Holy Cross	Baton Rouge, La.			
M8-10	California	Baton Rouge, La.			
M13	Texas Southern	Baton Rouge, La.			
M15-17	Kentucky*	Baton Rouge, La.			
M20	Nicholls	Baton Rouge, La.			
M22-24	at Georgia*	Athens, Ga.			
M26	McNeese State	Baton Rouge, La.			
M28-30	at Mississippi State*	Starkville, Miss.			
A2	Grambling State	Baton Rouge, La.			
A5-7	Texas A&M*	Baton Rouge, La.			
A9	at Southern	Baton Rouge, La.			
A12-14	at Missouri*	Columbia, Mo.			
A16	vs. UL-Lafayette	Metairie, La.			
A18-20	Florida*	Baton Rouge, La.			
A23	Lamar	Baton Rouge, La.			

## Quick Facts

**Location:** Oxford, Miss.  
**Founded:** 1848  
**Enrollment:** 23,258  
**Chancellor:** Dr. Jeffrey S. Vitter  
**Faculty Representative:** Dr. Ron Rychlak  
**Athletic Director:** Ross Bjork  
**Nickname:** Rebels  
**Colors:** Cardinal Red and Navy Blue  
**Stadium:** Oxford-University Stadium/Swayze Field (10,715)

## Mike Bianco

**Hometown:** Seminole, Fla.  
**Alma Mater:** LSU (1989)  
**Born:** May 3, 1967  
**Career Record:** 762-466-1 (22nd season)  
**Record at Ole Miss:** 662-395-1 (19th season)



## Team Information

**Head Coach:** Mike Bianco  
**Assistants:** Carl Lafferty, Mike Clement  
 Marc MacMillan (vol.)  
**2018 Overall Record (Finish):** 48-17 (18-12 SEC) (T1st West)  
**Letterman Returning/Lost:** 23/8  
**Position Starters Returning/Lost:** 7/2  
**Pitchers Returning/Lost:** 11/5

## Media Services

**Baseball SID:** Alex Sims  
**Office Phone:** (662) 915-1083  
**E-mail:** apsims@olemiss.edu  
**Cell Phone:** (662) 816-9610  
**Internet Address:** www.OleMissSports.com

## Team History

**All-Time Record:** 2,183-1,583-20 (.579)  
**SEC Record:** 833-945-2 (.469)  
**SEC Championships:** 7 (1959, '60, '64, '69, '72, '77, 2009)  
**SEC Tournament Appearances:** 23 (1977, 1980, 1982, 1993-95, 1999, 2001, 2003-10, 2012-18)  
**SEC Tournament Record:** 37-39 (.487)  
**SEC Tournament Championships:** 3 (1977, 2006, 2018)  
**NCAA Regional Appearances:** 22 (1956, 1964, 1969, 1972, 1977, 1995, 1999, 2001, 2003-10, 2012-16)  
**NCAA Regional Championships:** 9 (1956, 1964, 1969, 1972, 2005-07, 2009, 2014)  
**Super Regional Appearances:** 5 (2005-07, 2009, 2014)  
**Super Regional Championships:** 1 (2014)  
**College World Series Appearances:** 1 (2014)  
**National Championships:** 0  
**All-Time NCAA Tournament Record:** 54-48 (.529)

## 2019 Roster

No	Name	Pos.	Ht.	Wt.	Cl.	Hometown / Last School
1	Jacob Adams	IF	5-10	170	Sr.	Conway, Ark. / Conway
8	Justin Bench	IF	6-0	180	Fr.	Redington Beach, Fla. / Calvary Christian
27	Taylor Broadway	RHP	5-11	205	Jr.	Cypress, Texas / Cypress Christian
65	Parker Caracci	RHP	6-0	205	R-Jr.	Jackson, Miss. / Jackson Prep
29	Max Cioffi	RHP	6-4	220	So.	Chicago, Ill. / Saint Patrick
31	Colin Coates	RHP	6-0	205	Sr.	Nesbit, Miss. / DeSoto Central
11	Chase Cockrell	IF/OF	6-4	225	Sr.	Bastrop, La. / Oak Grove
6	Thomas Dillard	C/OF	6-0	230	Jr.	Oxford, Miss. / Oxford
25	Tim Elko	IF/OF	6-4	225	So.	Lutz, Fla. / Hillborough
20	Will Ethridge	RHP	6-5	240	Jr.	Lilburn, Ga. / Parkview
58	Ray Falk	RHP	6-3	220	R-Jr.	Pacifica, Calif. / Terry Nova
32	Michael Fitzsimmons	IF	6-1	230	R-Sr.	Eads, Tenn. / Memphis University School
21	Jordan Fowler	LHP	6-3	180	So.	Union City, Tenn. / Dyer County
44	Carl Gindl	OF	5-10	185	So.	Cantonment, Fla. / Pensacola Catholic
35	Kevin Graham	IF	6-0	195	Fr.	O'Fallon, Mo. / Westminster Christian
18	Connor Green	RHP	6-4	225	Sr.	Collierville, Tenn. / St. George's Independent School
7	Josh Hall	OF	5-9	185	Fr.	Birmingham, Ala. / Homewood
22	Kaleb Hill	LHP	6-1	220	Fr.	Pine Bluff, Ark. / Watson Chapel
17	Gunnar Hoglund	RHP/IF	6-4	225	Fr.	Hudson, Fla. / Dayspring Christian Academy
12	Greer Holston	RHP	6-4	220	Jr.	Long Beach, Miss. / IMG Academy
13	Cooper Johnson	C	6-0	215	Jr.	Mundelein, Ill. / Carmel Catholic
10	Tyler Keenan	IF	6-3	240	So.	Clayton, N.C. / Cleveland
15	Grae Kessinger	IF	6-2	200	Jr.	Oxford, Miss. / Oxford
4	Knox Loposer	C	5-10	195	Fr.	Madison, Miss. / Jackson Prep
28	Austin Miller	RHP	6-7	225	Jr.	North Liberty, Iowa / Iowa City West
34	Tyler Myers	RHP	6-1	190	Jr.	Houston, Texas / J. Frank Dobie
19	Hunter Nabors	C	5-11	215	Jr.	Montevallo, Ala. / Montevallo
26	Doug Nikhazy	LHP/OF	5-10	200	Fr.	Windermere, Fla. / West Orange
2	Ryan Olenek	IF/OF	6-4	190	Sr.	Winter Park, Fla. / Trinity Prep
24	Zack Phillips	LHP	6-0	170	Jr.	Texarkana, Ark. / Texas
40	Houston Roth	RHP	6-3	220	Jr.	Oxford, Miss. / Oxford
38	Logan Savell	RHP	6-4	180	Fr.	Madison, Miss. / Madison Central
3	Anthony Servideo	IF	5-10	170	So.	Jupiter, Fla. / Jupiter
41	Pierce Smith	LHP	6-5	220	Sr.	Marietta, Ga. / Walton
9	Michael Spears	OF	5-11	190	So.	Winter Park, Fla. / Orangewood Christian
39	Jacob Steinberg	RHP	6-2	225	Fr.	Darnestown, Md. / St. John's College
14	Cole Zabowski	IF	6-5	240	Jr.	Lawrenceville, Ga. / Collins Hill

## 2019 Schedule

F15-17	Wright State	Oxford, Miss.	M3-5	at LSU*	Baton Rouge, La.
F19	Arkansas State	Oxford, Miss.	M10-12	Mississippi State*	Oxford, Miss.
F22-24	at Tulane	New Orleans, La.	M14	at Arkansas State	Jonesboro, Ark.
F26	UT Martin	Oxford, Miss.	M16-18	at Tennessee*	Knoxville, Tenn.
M1-3	Long Beach State	Oxford, Miss.			
M5	Little Rock	Oxford, Miss.			
M6	East Carolina	Oxford, Miss.			
M8-10	UAB	Oxford, Miss.			
M12-13	at Louisville	Louisville, Ky.			
M15-17	Alabama*	Oxford, Miss.			
M19	Arkansas-Pine Bluff	Oxford, Miss.			
M22-24	at Missouri*	Columbia, Mo.			
M27	at Memphis	Memphis, Tenn.			
M29-31	at Arkansas*	Fayetteville, Ark.			
A2	North Alabama	Oxford, Miss.			
A5-7	Florida*	Oxford, Miss.			
A9	vs. Southern Miss	Pearl, Miss.			
A12-14	Kentucky*	Oxford, Miss.			
A16	Memphis	Oxford, Miss.			
A18-20	at Auburn*	Auburn, Ala.			
A23	vs. Mississippi State	Pearl, Miss.			
A25-27	Texas A&M*	Oxford, Miss.			
M1	at Southern Miss	Hattiesburg, Miss.			

\*SEC Game



# MISSISSIPPI STATE

## Quick Facts

**Location:** Starkville, Miss.  
**Founded:** 1878  
**Enrollment:** 22,201  
**President:** Dr. Mark Keenum  
**Faculty Representative:** Dr. Steven Turner  
**Athletic Director:** John Cohen  
**Nickname:** Bulldogs  
**Colors:** Maroon and White  
**Stadium:** Dudy Noble Field, Polk-Dement Stadium (15,000)

## Chris Lemonis

**Hometown:** Myrtle Beach, S.C.  
**Alma Mater:** The Citadel (1992)  
**Born:** Jan. 22, 1970  
**Career Record:** 141-91-2 (Fifth season)  
**Record at Mississippi State:** First season



## Team Information

**Interim Head Coach:** Chris Lemonis  
**Assistants:** Scott Foxhall, Mike Brown  
 Kyle Cheesebrough (vol.)  
**2011 Overall Record (Finish):** 39-29 (15-15 SEC) (T3rd West)  
**Lettermen Returning/Lost:** 15/11  
**Position Starters Returning/Lost:** 8/2  
**Pitchers Returning/Lost:** 8/7

## Media Services

**Baseball SID:** Greg Campbell  
**Office Phone:** (662) 325-8881  
**E-mail:** gcampbell@athletics.msstate.edu  
**Cell Phone:** (814) 876-0824  
**Internet Address:** www.HailState.com

## Team History

**All-Time Record:** 2,640-1,561-29 (.628)  
**SEC Record:** 938-813-3 (.536)  
**SEC Championships:** 11 (1948-49, 1965-66, 1970-71, 1979, 1985, 1987, 1989, 2016)  
**SEC Tournament Appearances:** 33 (1977-79, 1981, 1983-85, 1987-2003, 2005, 2007, 2011-18)  
**SEC Tournament Record:** 65-53 (.551)  
**SEC Tournament Championships:** 7 (1979, 1985, 1987, 1990, 2001, 2005, 2012)  
**NCAA Regional Appearances:** 37 (1949, 1953, 1965-66, 1970-71, 1978-79, 1981, 1983-85, 1987-93, 1996-2001, 2003-07, 2011-14, 2016-18)  
**NCAA Regional Championships:** 14 (1979, 1981, 1985, 1990, 1997-98, 2000-01, 2007, 2011, 2013, 2016-18)  
**Super Regional Appearances:** 8 (2000, 2001, 2007, 2011, 2013, 2016-18)  
**Super Regional Championships:** 3 (2007, 2013-18)  
**College World Series Appearances:** 10 (1971, 1979, 1981, 1985, 1990, 1997, 1998, 2007, 2013, 2018)  
**National Championships:** 0  
**All-Time NCAA Tournament Record:** 109-85 (.562)

## 2019 Roster

No	Name	Pos.	Ht.	Wt.	Cl.	Hometown / Last School
5	Tanner Allen	IF/OF	5-11	184	So.	Theodore, Ala. / UMS-Wright Prep
46	Trysten Barlow	LHP	6-1	215	R-Jr.	Halls, Tenn. / Dyer County
31	Benjamin Bell	OF	5-9	180	Fr.	Madison, Miss. / Germantown
36	Hunter Blalock	OF	6-5	195	Fr.	Madison, Miss. / Madison Central
43	Kale Breaux	LHP	5-11	193	R-Jr.	Sulphur, La. / Sulphur
27	Bryce Brock	LHP/OF	6-0	165	Fr.	Hernando, Miss. / Lewisburg
37	Eric Cerantola	RHP	6-5	195	Fr.	Oakville, Ontario / Ecole Secondaire Catholique Sainte-Trinite
23	Tucker Childers	C/IF	6-3	235	Jr.	Ripley, Miss. / Ripley
16	Jack Eagan	LHP	6-3	235	Jr.	Wautoma, Wis. / Wautoma
38	JP Elkins	RHP	6-1	190	So.	Ridgeland, Miss. / Ridgeland
17	Justin Foscue	IF	6-0	201	So.	Huntsville, Ala. / Virgil Grissom
34	Marshall Gilbert	C	6-0	203	Sr.	Trevor, Wis. / Westosha Central
3	JT Ginn	RHP/IF	6-2	192	Fr.	Brandon, Miss. / Brandon
24	Cole Gordon	RHP/DH	6-5	244	R-Sr.	Tampa, Fla. / Steinbrenner
2	Gunner Halter	IF	6-3	180	Jr.	Overland Park, Kan. / Blue Valley
20	Luke Hancock	C	5-11	170	Fr.	Houston, Miss. / Houston
10	Josh Hatcher	IF/OF	6-2	175	So.	Albany, Ga. / Lee County
25	Anthony Hickman	IF	5-10	170	Jr.	Carriere, Miss. / Pearl River Central
18	Keegan James	RHP	6-2	214	R-Jr.	Southaven, Miss. / DeSoto Central
12	Hayden Jones	C	6-0	185	Fr.	Huntertown, Ind. / Carroll
32	Landon Jordan	IF	6-0	180	Fr.	Poplarville, Miss. / Hancock
4	Rowdey Jordan	IF/OF	5-10	171	So.	Auburn, Ala. / Auburn
19	Jared Liebelt	RHP	6-0	169	Sr.	Aurora, Ill. / West Aurora
28	Christian MacLeod	LHP	6-3	215	Fr.	Huntsville, Ala. / Huntsville
40	Elijah MacNamee	OF	6-3	198	Sr.	Cypress, Texas / Cypress Ranch
15	Jake Mangum	OF	6-1	179	Sr.	Pearl, Miss. / Jackson Prep
9	Denver McQuary	RHP	6-2	185	Jr.	Houston, Miss. / Houston
13	Peyton Plumlee	RHP	6-3	201	Sr.	Olive Branch, Miss / Lewisburg
55	Spencer Price	RHP	6-2	228	Jr.	Olive Branch, Miss. / DeSoto Central
14	Riley Self	RHP	6-4	241	Jr.	Coldwater, Miss. / Magnolia Heights School
8	Dustin Skelton	C	6-0	202	Jr.	Olive Branch, Miss. / Magnolia Heights School
44	Ethan Small	LHP	6-3	214	R-Jr.	Lexington, Tenn. / Lexington
6	Brandon Smith	RHP/IF	6-3	180	Fr.	Richland, Miss. / Richland
39	Tyler Spring	RHP	6-4	202	Jr.	Wiggins, Miss. / Stone
11	Jordan Westburg	IF	6-3	191	So.	New Braunfels, Texas / New Braunfels
41	Colby White	RHP	6-0	190	Jr.	Foxworth, Miss. / West Marion
35	Basiel Williams	OF	6-3	180	Fr.	Hammond, La. / Ponchatoula

## 2019 Schedule

F15-17	Youngstown State	Starkville, Miss.	A18-20	at Arkansas*	Fayetteville, Ark.
F20	UAB	Starkville, Miss.	A23	vs. Ole Miss	Pearl, Miss.
F22-24	Southern Miss	Starkville, Miss.	A26-28	Georgia*	Starkville, Miss.
F26	Jackson State	Starkville, Miss.	M2-4	at Texas A&M*	College Station, Texas
F27	Southeastern Louisiana	Starkville, Miss.	M8	Memphis	Starkville, Miss.
M1	vs. Sam Houston State	Frisco, Texas	M10-12	at Ole Miss*	Oxford, Miss.
M2	vs. Texas Tech	Frisco, Texas	M16-18	South Carolina*	Starkville, Miss.
M3	vs. Nebraska	Frisco, Texas			
M5	East Carolina	Starkville, Miss.		*SEC Game	
M6	Arkansas-Pine Bluff	Starkville, Miss.			
M8-10	Maine	Starkville, Miss.			
M13	Grambling State	Starkville, Miss.			
M15-17	at Florida*	Gainesville, Fla.			
M19	Little Rock	Starkville, Miss.			
M20	at Samford	Homewood, Ala.			
M22-24	Auburn*	Starkville, Miss.			
M26	Mississippi Valley State	Starkville, Miss.			
M28-30	LSU*	Baton Rouge, La.			
A3	ULM	Starkville, Miss.			
A5-7	at Tennessee*	Knoxville, Tenn.			
A10	South Alabama	Starkville, Miss.			
A12-14	Alabama*	Starkville, Miss.			
A16	Texas Southern	Starkville, Miss.			

## Quick Facts

**Location:** Columbia, Mo.  
**Founded:** 1839  
**Enrollment:** 29,866  
**Chancellor:** Dr. Alexander Cartwright  
**Faculty Representative:** Pamela Hinton  
**Athletic Director:** Jim Sterk  
**Nickname:** Tigers  
**Colors:** Old Gold and Black  
**Stadium:** Taylor Stadium at Simmons Field (3,031)

## Steve Bieser

**Hometown:** Ste. Genevieve, Mo.  
**Alma Mater:** Southeast Missouri (1989)  
**Born:** Aug. 4, 1967  
**Career Record:** 208-142 (Seventh season)  
**Record at Missouri:** 70-45 (Third season)



## Team Information

**Head Coach:** Steve Bieser  
**Assistants:** Fred Corral, Lance Rhodes  
**2018 Overall Record (Finish):** 34-22 (12-18 SEC) (6th East)  
**Lettermen Returning/Lost:** 17/11  
**Position Starters Returning/Lost:** 5/5  
**Pitchers Returning/Lost:** 8/5

## Media Services

**Baseball SID:** Abdy Oldenburg  
**Office Phone:** (573) 882-1645  
**E-mail:** oldenburg2@missouri.edu  
**Cell Phone:** (573) 289-8263  
**Internet Address:** www.mutigers.com

## Team History

**All-Time Record:** 2,324-1,583-20 (.594)  
**SEC Record:** 66-114 (.367)  
**SEC Championships:** 0  
**SEC Tournament Appearances:** 5 (2013, 2015-18)  
**SEC Tournament Record:** 2-7 (.222)  
**SEC Tournament Championships:** 0  
**NCAA Regional Appearances:** 22 (1952, 1954, 1958, 1962-65, 1976, 1978, 1980-81, 1988, 1991, 1996, 2003-09, 2012)  
**NCAA Regional Championships:** 1 (2006)  
**Super Regional Appearances:** 1 (2006)  
**Super Regional Championships:** 0  
**College World Series Appearances:** 6 (1952, 1954, 1958, 1962-64)  
**National Championships:** 1 (1954)  
**All-Time NCAA Tournament Record:** 43-46 (.483)

## 2019 Roster

No	Name	Pos.	Ht.	Wt.	Cl.	Hometown / Last School
19	Luke Anderson	RHP	6-1	187	So.	Prairie Village, Kan. / Shawnee Mission East
11	Konnor Ash	RHP	5-11	191	So.	Plainfield, Ill. / Plainfield South
31	Ian Bedell	RHP	6-2	198	So.	Davenport, Iowa / Davenport Central
22	Cade Bormet	OF	6-2	194	So.	San Antonio, Texas / Reagan
2	Thomas Broyles	OF	5-11	184	So.	Fayetteville, Ark. / Fayetteville
8	Connor Brumfield	OF	5-11	174	Sr.	Columbia, Mo. / Rock Bridge
32	Jacob Cantleberry	LHP	6-1	180	Jr.	Greenwood, Ind. / Center Grove
7	Chris Cornelius	INF	6-0	186	Jr.	St. Louis, Mo. / Vianney
47	Trey Dillard	RHP	6-0	195	So.	Phoenix, Ariz. / Desert Mountain
35	Cameron Dulle	RHP	6-3	208	R-Sr.	St. Louis, Mo. / Oakville
3	Paul Gomez	INF	5-9	180	Sr.	Orange, Calif. / El Modena
49	Jordan Gubelman	RHP	6-3	225	Sr.	Sarasota, Fla. / Sarasota
6	Seth Halvorsen	RHP/INF	6-1	198	Fr.	North Plymouth, Minn. / Heritage Christian Academy
44	Zach Hanna	OF	6-1	203	Sr.	Shawnee, Kan. / Mill Valley
1	Josh Holt Jr.	OF	5-9	160	Fr.	McDonough, Ga. / Eagles Landing Christian Academy
23	Austin James	INF	6-2	190	Jr.	Valrico, Fla. / Bloomingdale
18	Art Joven	LHP	6-0	170	Jr.	Bakersfield, Calif. / Highland
43	Spencer Juergens	RHP	6-4	230	Sr.	Washington, Mo. / St. Francis Borgia
12	Tyler LaPlante	LHP	6-2	214	Fr.	Blue Springs, Mo. / Pembroke Hill
41	Nick Lommen	LHP	6-4	185	Fr.	Minnetonka, Minn. / Minnetonka
26	Trevor Mallett	C	6-1	218	Sr.	Torrance, Calif. / West / Santa Rosa JC
16	Luke Mann	RHP/INF	6-2	200	Fr.	St. Louis, Mo. / Vianney
21	Jake Matheny	C	6-3	190	Jr.	Weldon Springs, Mo. / Westminster Christian Academy
20	Chad McDaniel	C	6-3	215	So.	Coral Springs, Fla. / Stoneman Douglas
30	Kameron Misner	OF/INF	6-4	213	Jr.	Poplar Bluff, Mo. / Poplar Bluff
5	Tre Morris	C	5-10	190	Fr.	Columbia, Mo. / Battle
25	Ty Olejnik	OF	6-3	205	Fr.	Menomonee Falls, Wisc. / Sussex Hamilton
28	Tony Ortiz	INF	6-1	190	Sr.	Olympia, Wash. / Timberline
14	Alex Peterson	OF	5-9	170	So.	Edmond, Okla. / Edmond North
10	Clayton Peterson	OF	5-9	165	So.	Edmond, Okla. / Edmond North
42	Cameron Pferrer	RHP	5-11	182	So.	Carmel, Ind. / Carmel
48	Trae Robertson	LHP	6-5	190	Fr.	Columbia, Mo. / Hickman
17	TJ Sikkema	LHP	6-0	221	Jr.	DeWitt, Iowa / Central Dewitt
4	Tommy Springer	RHP	6-1	205	Fr.	Apple Valley, Minn. / Eastview
13	Cameron Swanger	INF	6-5	210	Fr.	Loveland, Ohio / Archbishop Moeller
24	Nick Swanson	RHP	6-0	205	Fr.	Kennesaw, Ga. / Mt. Paran Christian
39	Lukas Veinbergs	RHP	6-0	198	Jr.	Pinckney, Mich. / Pinckney
9	Mark Vierling	INF	5-10	179	So.	St. Louis, Mo. / Christian Brothers
40	Peter Zimmerman	INF	6-3	225	Jr.	St. Louis, Mo. / Chaminade

## 2019 Schedule

F15-17	at North Florida	Jacksonville, Fla.	A16	at Missouri State	Springfield, Mo.
F19	at Florida A&M	Tallahassee, Fla.	A18-20	at Georgia*	Athens, Ga.
F21	vs. Northeastern	Fort Myers, Fla.	A23	Missouri State	Columbia, Mo.
F22-24	vs. Rhode Island	Fort Myers, Fla.	A26-28	South Carolina*	Columbia, Mo.
F26	Alabama A&M	Columbia, Mo.	A30	Southeast Missouri	Columbia, Mo.
M1	at Central Arkansas	Conway, Ark.	M3-5	at Tennessee*	Knoxville, Tenn.
M2	vs. South Dakota State	Conway, Ark.	M10-12	at Vanderbilt*	Nashville, Tenn.
M5	Kansas State	Columbia, Mo.	M16-18	Florida*	Columbia, Mo.
M8-10	Northwestern	Columbia, Mo.			
M12-13	Arkansas State	Columbia, Mo.			
M15-17	at Arkansas*	Fayetteville, Ark.			
M19-20	Murray State	Columbia, Mo.			
M22-24	Ole Miss*	Columbia, Mo.			
M26	at UTSA	San Antonio, Texas			
M29-31	at Texas A&M*	College Station, Texas			
A2	St. Louis	Columbia, Mo.			
A5-7	Kentucky*	Columbia, Mo.			
A9	at SIU Edwardsville	Edwardsville, Ill.			
A12-14	LSU*	Columbia, Mo.			

\*SEC Game



# SOUTH CAROLINA

## Quick Facts

**Location:** Columbia, S.C.  
**Founded:** 1801  
**Enrollment:** 34,099  
**President:** Dr. Harris Pastides  
**Faculty Representative:** Dr. Valinda Littlefield  
**Athletic Director:** Ray Tanner  
**Nickname:** Gamecocks  
**Colors:** Garnet and Black  
**Stadium:** Founders Park (6,400)

## Mark Kingston

**Hometown:** Buffalo, N.Y.  
**Alma Mater:** North Carolina (1995)  
**Born:** May 16, 1970  
**Career Record:** 310-206-1 (Tenth season)  
**Record at South Carolina:** 37-26 (Second season)



## Team Information

**Head Coach:** Mark Kingston  
**Assistants:** Mike Current, Skylar Meade  
 Stuart Lake (vol.)  
**2018 Overall Record (Finish):** 37-26 (17-13 SEC) (3rd East)  
**Letterwinners Returning/Lost:** 16/18  
**Position Starters Returning/Lost:** 3/6  
**Pitchers Returning/Lost:** 10/6

## Media Services

**Baseball SID:** Kent Reichert  
**Office Phone:** (803) 777-5257  
**E-mail:** kentr2@mailbox.sc.edu  
**Cell Phone:** (734) 548-0878  
**Internet Address:** www.GamecocksOnline.com

## Team History

**All-Time Record:** 2,605-1,559-17 (.625)  
**SEC Record:** 449-337-1 (.571)  
**SEC Championships:** 3 (2000, 2002, 2011)  
**SEC Tournament Appearances:** 26 (1992-95, 1997-2018)  
**SEC Tournament Record:** 29-48 (.377)  
**SEC Tournament Championships:** 1 (2004)  
**NCAA Regional Appearances:** 32 (1974-77, 1980-86, 1988, 1992-93, 1998, 2000-14, 2016, 18)  
**NCAA Regional Championships:** 18 (1975, 1977, 1981-82, 1985, 2000-04, 2006-07, 2010-13, 2016, 18)  
**Super Regional Appearances:** 13 (2000-04, 2006-07, 2010-13, 2016, 2018)  
**Super Regional Championships:** 6 (2002-04, 2010-12)  
**College World Series Appearances:** 11 (1975, 1977, 1981, 1982, 1985, 2002, 2003, 2004, 2010-12)  
**National Championships:** 2 (2010-11)  
**All-Time NCAA Tournament Record:** 136-69 (.663)

## 2019 Roster

No	Name	Pos.	Ht.	Wt.	Cl.	Hometown
3	Brady Allen	OF	6-0	207	Fr.	Lakeland, Fla. / George Jenkins HS
4	Jonah Beamon	INF	5-6	161	Fr.	Charlotte, N.C. / Charlotte Christian HS
14	Luke Berryhill	C	6-1	222	Jr.	Canton, Ga. / River Ridge HS
48	Julian Bosnic	LHP/OF	6-2	201	Fr.	Lutz, Fla. / Berkeley Prep
31	Joel Brewer	OF	5-11	194	Fr.	Tampa, Fla. / Tampa Jesuit HS
23	Sawyer Bridges	RHP	6-0	189	Jr.	Summerville, S.C. / Summerville HS
6	George Callil	INF	6-4	180	Jr.	Melbourne, Australia / Xavier College
2	Noah Campbell	INF	6-0	200	So.	Durham, N.C. / Cardinal Gibbons HS
22	Logan Chapman	RHP	6-1	189	So.	Liberty, S.C. / Easley HS
28	Ridge Chapman	RHP	6-0	219	Sr.	Taylors, S.C. / Wade Hampton HS
38	Wes Clarke	C	6-2	200	Fr.	Forest, Va. / Liberty Christian Academy
44	Parker Coyne	RHP	6-2	198	So.	Suwanee, Ga. / North Gwinnett HS
33	Chris Cullen	C	6-5	215	Sr.	Cumming, Ga. / West Forsyth HS
8	Jacob English	INF	5-9	161	Fr.	Murrells Inlet, S.C. / Saint James HS
11	Andrew Eyster	OF	6-3	196	So.	Ocala, Fla. / Forest HS
41	Cole Ganopulos	LHP	6-0	209	Jr.	Jonesboro, Ga. / Eagle's Landing Christian Academy
16	John Gilreath	LHP	5-11	191	So.	Rock Hill, S.C. / Northwestern HS
47	Dylan Harley	LHP	6-2	212	Fr.	Summerville, S.C. / Cane Bay HS
27	Gage Hinson	RHP	6-4	192	Sr.	Lancaster, S.C. / Buford HS
35	Jordan Holladay	INF	6-0	234	So.	Sumter, S.C. / Sumter HS
5	TJ Hopkins	OF	6-0	196	Sr.	Summerville, S.C. / Summerville HS
24	Ian Jenkins	OF	5-11	217	Fr.	Suwanee, Ga. / Collins Hill HS
49	Brett Kerry	RHP	5-11	182	Fr.	Clemmons, N.C. / Wesleyan Christian Academy
13	Graham Lawson	RHP	6-1	223	Sr.	Woodruff, S.C. / Woodruff HS
43	Hayden Lehman	RHP	6-0	208	Jr.	Marietta, Ga. / Blessed Trinity HS
15	Daniel Lloyd	RHP	6-1	205	Fr.	Summerville, S.C. / Summerville HS
21	Carmen Mlodzinski	RHP	6-2	215	So.	Hilton Head, S.C. / Hilton Head HS
20	Reid Morgan	RHP	6-0	179	Jr.	Kingwood, Texas / Foster HS
10	Nick Neville	INF	6-0	191	Jr.	Fairfax, Va. / IMG Academy
7	Jacob Olson	UTIL	6-0	195	Sr.	Monroe, Ga. / Monroe Area HS
26	Quinntin Perez	INF	5-8	195	Jr.	Orcutt, Calif. / St. Joseph's HS
36	TJ Shook	RHP	6-3	211	So.	Columbia, S.C. / Dutch Fork HS
12	Josiah Sightler	INF/LHP	6-3	208	Fr.	Gaston, S.C. / Swansea HS
40	Wesley Sweatt	RHP	6-2	215	Fr.	Rock Hill, S.C. / Northwestern HS
37	Cam Tringali	RHP	6-4	220	Fr.	Columbia, S.C. / Cardinal Newman HS

## 2019 Schedule

F15-17	Liberty	Columbia, S.C.	A23	vs. Charleston Southern	North Augusta, S.C.
F19	Winthrop	Columbia, S.C.	A26-28	at Missouri*	Columbia, Mo.
F20	Presbyterian	Columbia, S.C.	M3-5	Vanderbilt*	Columbia, S.C.
F22-24	Utah Valley	Columbia, S.C.	M8	Furman	Columbia, S.C.
F26	Appalachian State	Columbia, S.C.	M10-12	Kentucky*	Columbia, S.C.
M1	at Clemson	Clemson, S.C.	M14	USC Upstate	Columbia, S.C.
M2	vs. Clemson	Greenville, S.C.	M16-18	at Mississippi State*	Starkville, Miss.
M3	Clemson	Columbia, S.C.			
M5	The Citadel	Columbia, S.C.			
M6	Gardner-Webb	Columbia, S.C.			
M8-10	Valparaiso	Columbia, S.C.			
M12	at The Citadel	Charleston, S.C.			
M15-17	Georgia*	Columbia, S.C.			
M19	at Furman	Greenville, S.C.			
M22-24	at Tennessee*	Knoxville, Tenn.			
M26	North Carolina A&T	Columbia, S.C.			
M29-31	Auburn*	Columbia, S.C.			
A2	vs. NC State	Charlotte, N.C.			
A4-6	at Alabama*	Tuscaloosa, Ala.			
A9	Charlotte	Columbia, S.C.			
A11-13	at Florida*	Gainesville, Fla.			
A16	vs. North Carolina	Charlotte, N.C.			
A18-20	Texas A&M*	Columbia, S.C.			

\*SEC Game

## Quick Facts

**Location:** Knoxville, Tenn.  
**Founded:** 1794  
**Enrollment:** 28,894  
**Interim Chancellor:** Wayne Davis  
**Faculty Representative:** Dr. Donald Bruce  
**Athletic Director:** Phillip Fulmer  
**Nickname:** Volunteers  
**Colors:** Orange & White  
**Stadium:** Lindsey Nelson Stadium (4,283)

## Team Information

**Head Coach:** Tony Vitello  
**Assistants:** Frank Anderson, Josh Elander, Ross Klvett (vol.)  
**2018 Overall Record (Finish):** 29-27, 12-18 SEC (T6th East)  
**Lettermen Returning/Lost:** 22/7  
**Position Starters Returning/Lost:** 6/3  
**Pitchers Returning/Lost:** 13/4

## Media Services

**Baseball SID:** Sean Barows  
**Office Phone:** (865) 974-7478  
**E-mail:** sbarows@utk.edu  
**Cell Phone:** (561) 312-9432  
**Internet Address:** www.utsports.com

## Team History

**All-Time Record:** 2,032-1,603-14 (.559)  
**SEC Record:** 732-891-1 (.451)  
**SEC Championships:** 3 (1951, 1994-95)  
**SEC Tournament Appearances:** 15 (1982-84, 1993-97, 2001, 2004-05, 2007, 2014-16)  
**SEC Tournament Record:** 25-24 (.510)  
**SEC Tournament Championships:** 3 (1993-95)  
**NCAA Regional Appearances:** 9 (1952, 1993-97, 2001, 2004-05)  
**NCAA Regional Championships:** 3 (1995, 2001, 2005)  
**Super Regional Appearances:** 2 (2001, 2005)  
**Super Regional Championships:** 2 (2001, 2005)  
**College World Series Appearances:** 4 (1951, 1995, 2001, 2005)  
**National Championships:** 0  
**All-Time NCAA Tournament Record:** 31-21 (.596)

## Tony Vitello

**Hometown:** St. Louis, Mo.  
**Alma Mater:** Missouri (2002)  
**Born:** Oct. 9, 1978  
**Career Record:** 29-27 (Second season)  
**Record at Tennessee:** Same



## 2019 Roster

No	Name	Pos.	Ht.	Wt.	Cl.	Hometown
9	Justin Ammons	OF	5-10	180	Jr.	Memphis, Tenn. / Bartlett HS
51	Ethan Barker	OF	6-0	160	Jr.	Midland, Texas / Midland College
4	Jay Charleston	OF/INF	5-10	170	Jr.	Longwood, Fla. / Lake Brantley HS
34	Garrett Crochet	LHP	6-5	210	So.	Ocean Springs, Miss. / Ocean Springs HS
5	Zach Daniels	OF	6-1	190	So.	Stockbridge, Ga. / Eagles Landing Christian Academy
10	Pete Derkay	UTL	5-11	210	Jr.	Acworth, Ga. / Allatoona HS
43	Hunter Dreves	RHP	6-3	186	Fr.	Fort Thomas, Ky. / Highlands HS
36	Matthew Ellis	C	6-4	227	Fr.	Waddy, Ky. / Shelby County HS
42	Max Ferguson	IF	6-1	175	Fr.	Atlantic Beach, Fla. / The Bolles School
19	Landon Gray	C	6-0	210	Jr.	Granbury, Texas / Weatherford College
44	Alex Harper-Cook	LHP	6-2	180	R-Jr.	Maryville, Tenn. / Maryville HS
11	Will Heflin	LHP	5-11	165	Jr.	Morristown, Tenn. / Morristown West HS
32	Sean Hunley	RHP	6-4	220	So.	Mount Juliet, Tenn. / Mount Juliet HS
37	Richard Jackson	RHP	5-11	185	R-Sr.	Atlanta, Ga. / Woodward Academy
14	Austin Knight	INF	6-1	180	Fr.	Jacksonville, Fla. / The Bolles School
20	Tanner Kohlhepp	RHP/INF	6-3	212	Fr.	Eau Claire, Wis. / Eau Claire Memorial HS
39	Paul Komistek	OF/INF	6-2	200	Fr.	Knoxville, Tenn. / Farragut HS
25	Zach Linginfelter	RHP	6-5	220	Jr.	Sevierville, Tenn. / Sevier County HS
13	Andre Lipcius	INF	6-1	190	Jr.	Williamsburg, Va. / Lafayette HS
40	Luc Lipcius	INF	6-2	215	Jr.	Williamsburg, Va. / Lafayette HS
21	Trey Lipscomb	INF/RHP	6-3	190	Fr.	Frederick, Md. / Urbana HS
12	Ricky Martinez	INF	6-0	175	Jr.	Pflugerville, Texas / Grayson College
35	Nico Mascia	INF/C	5-10	200	R-Jr.	Knoxville, Tenn. / Farragut HS
15	Will Neely	RHP	5-11	155	Sr.	Knoxville, Tenn. / Hardin Valley Academy
17	Connor Pavolony	C	6-0	190	Fr.	Woodstock, Ga. / River Ridge HS
31	Caleb Pearson	RHP	6-1	200	Fr.	Brentwood, Tenn. / Brentwood HS
28	Elijah Pleasants	RHP	6-5	177	Fr.	Clarksville, Tenn. / Rossvieview HS
33	Joshua Plummer	RHP	6-3	205	So.	Mechanicsville, Va. / Hanover HS
38	Dalton Reese	OF	5-11	170	Fr.	Collierville, Tenn. / St. George's Independent School
7	Jake Rucker	INF	6-2	178	Fr.	Greenbrier, Tenn. / Pope John Paul II HS
6	Evan Russell	OF	5-11	190	So.	Lexington, Tenn. / Scotts Hill HS
30	Andrew Schultz	RHP	6-4	195	Jr.	Alpharetta, Ga. / Greater Atlanta Christian School
8	Christian Scott	OF	5-10	168	Fr.	Clarksville, Tenn. / Rossvieview HS
16	Camden Sewell	RHP	6-5	184	Fr.	Cleveland, Tenn. / Cleveland HS
41	Bennett Shoptaw	RHP	6-2	182	Fr.	Little Rock, Ark. / Little Rock Christian Academy
45	Chase Silseth	RHP	6-0	200	Fr.	Farmington, N.M. / Piedra Vista HS
1	Al Soularie	OF/IF	5-11	185	So.	Houston, Texas / San Jacinto CC
27	Garrett Stallings	RHP	6-2	200	Jr.	Chesapeake, Va. / Grassfield HS
26	Brandon Trammell	OF/INF	6-5	235	So.	Knoxville, Tenn. / Bearden HS
29	Daniel Vasquez	RHP	5-10	175	R-Jr.	El Cajon, Calif. / Granite Hill HS
18	Chase Wallace	RHP	6-2	195	So.	Sevierville, Tenn. / Sevier County HS
46	Redmond Walsh	LHP	5-11	155	R-So.	Louisville, Tenn. / Alcoa HS

## 2019 Schedule

F15-17	Appalachian State	Knoxville, Tenn.	A5-7	Mississippi State*	Knoxville, Tenn.
F19	Northern Kentucky	Knoxville, Tenn.	A9	Lipscomb	Knoxville, Tenn.
F22-24	Indiana	Knoxville, Tenn.	A11-13	Georgia*	Knoxville, Tenn.
F26	Liberty	Knoxville, Tenn.	A16	Morehead State	Knoxville, Tenn.
F27	Middle Tennessee	Knoxville, Tenn.	A18-20	at Kentucky*	Lexington, Ky.
M1	vs. ULM	Pensacola, Fla.	A23	Gardner-Webb	Knoxville, Tenn.
M2	vs. North Florida	Pensacola, Fla.	A26-28	at Arkansas*	Fayetteville, Ark.
M3	vs. Western Kentucky	Pensacola, Fla.	M3-5	Missouri*	Knoxville, Tenn.
M5	vs. Troy	Pensacola, Fla.	M7	Austin Peay	Knoxville, Tenn.
M8-10	Fresno State	Knoxville, Tenn.	M10-12	at Florida*	Gainesville, Fla.
M12-13	UNC Asheville	Knoxville, Tenn.	M14	Tennessee Tech	Knoxville, Tenn.
M15-17	at Auburn*	Auburn, Ala.	M16-18	Ole Miss*	Knoxville, Tenn.
M19	at ETSU	Johnson City, Tenn.			
M22-24	South Carolina*	Knoxville, Tenn.		*SEC Game	
M26	ETSU	Knoxville, Tenn.			
M29-31	at Vanderbilt*	Nashville, Tenn.			
A2	Belmont	Knoxville, Tenn.			



# TEXAS A&M

## Quick Facts

**Location:** College Station, Texas  
**Founded:** 1872  
**Enrollment:** 69,367  
**President:** Michael K. Young  
**Faculty Representative:** Dr. Paul J. Batista  
**Athletic Director:** Scott Woodward  
**Nickname:** Aggies  
**Colors:** Maroon and White  
**Stadium:** Olsen Field at Blue Bell Park (6,100)

## Team Information

**Head Coach:** Rob Childress  
**Assistants:** Justin Seely, Will Bolt, Jeff Christy (vol.)  
**2018 Overall Record (Finish):** 40-22, 13-17 (SEC (6th West))  
**Lettermen Returning/Lost:** 17/13  
**Position Starters Returning/Lost:** 6/4  
**Pitchers Returning/Lost:** 7/8

## Media Services

**Baseball SID:** Thomas Dick  
**Office Phone:** (979) 862-5486  
**E-mail:** tddick@athletics.tamu.edu  
**Cell Phone:** (512) 784-2153  
**Internet Address:** www.12thMan.com

## Team History

**All-Time Record:** 2,695-1,505-42 (.640)  
**SEC Record:** 94-83 (.531)  
**SEC Championships:** 0  
**SEC Tournament Appearances:** 6 (2013-18)  
**SEC Tournament Record:** 11-7 (.611)  
**SEC Tournament Championships:** 1 (2016)  
**NCAA Regional Appearances:** 34 (1951, 1955, 1959, 1964, 1975-78, 1984, 1986-89, 1991-93, 1995, 1997-99, 2003-04, 2007, 2009-18)  
**NCAA Regional Championships:** 9 (1993, 1999, 2004, 2007-08, 2011, 2015-17)  
**Super Regional Appearances:** 8 (1999, 2004, 2007-08, 2011, 2015-17)  
**Super Regional Championships:** 3 (1999, 2011, 2017)  
**College World Series Appearances:** 6 (1951, 1964, 1993, 1999, 2011, 2017)  
**National Championships:** 0  
**All-Time NCAA Tournament Record:** 79-74 (.516)

## Rob Childress

**Hometown:** Gilmer, Texas  
**Alma Mater:** Northwood (1990)  
**Born:** Sept. 26, 1968  
**Career Record:** 539-283-2 (14th season)  
**Record at Texas A&M:** Same



## 2019 Roster

No	Name	Pos.	Ht.	Wt.	Cl.	Hometown
41	Brandon Ashy	C	5-9	180	Jr.	Houston, Texas / Cy-Fair / Blinn College
22	Brandon Birdsell	RHP	6-2	210	Fr.	Willis, Texas / Willis
30	Cam Blake	OF	6-0	195	Jr.	Round Rock, Texas / Round Rock
15	Bryce Blaum	INF	6-0	185	Jr.	Sugar Land, Texas / Clements / Ole Miss
33	Brett Brown	INF/OF	6-2	190	Fr.	Godley, Texas / Godley
21	Jonathan Childress	LHP	6-4	190	Fr.	Forney, Texas / Forney
28	Mason Cole	RHP	6-6	190	R-So.	Round Rock, Texas / Round Rock
10	Hunter Coleman	C	6-0	220	Jr.	Midland, Texas / Midland Lee
1	Ty Coleman	INF	5-10	175	Fr.	Midland, Texas / Midland Lee
34	Ty Condel	OF	6-2	185	Jr.	Shiner, Texas / Temple JC
2	Mason Corbett	INF	6-0	180	So.	San Antonio, Texas / Brandeis
9	Zach DeLoach	OF	6-2	195	So.	Lewisville, Texas / Hebron
14	John Doxakis	LHP	6-4	205	Jr.	Houston, Texas / Lamar
46	Jonathan Ducoff	OF/1B	6-1	205	Sr.	Kingwood, Texas / Kingwood Park / Baylor / HBU
5	Logan Foster	OF	5-10	190	Jr.	Lincoln, Neb. / Lincoln Southwest
50	Will Frizzell	INF	6-5	210	So.	Rockwall, Texas / Rockwall
17	Colson Geisler	LHP/OF	6-0	175	Fr.	Columbus, Texas / Columbus
44	Mikey Hoehner	C	5-11	190	Jr.	Houston, Texas / Cisco JC
18	Chandler Jozwiak	LHP	6-1	170	So.	Brenham, Texas / Brenham
31	Kasey Kalich	RHP	6-3	220	So.	Victoria, Texas / Blinn College
35	Asa Lacy	LHP	6-4	180	So.	Kerrville, Texas / Kerrville Tivy
12	Joseph Menefee	LHP/1B	6-2	220	Fr.	Katy, Texas / George Ranch
32	Bryce Miller	RHP	6-2	180	So.	New Braunfels, Texas / Blinn College
13	Chandler Morris	INF	6-1	180	Sr.	The Woodlands, Texas / The Woodlands Coll. Park / Panola
27	Kyle Richardson	LHP	6-1	200	Jr.	College Station, Texas / College Station
23	Christian Roa	RHP	6-4	210	So.	Houston, Texas / Memorial
3	Miko Rodriguez	OF	6-1	200	Fr.	Ada, Michigan / Forest Hills Central
39	Justin Ruble	RHP	6-4	220	Fr.	Tomball, Texas / Tomball Memorial
37	Dustin Saenz	LHP	5-11	180	So.	Corpus Christi, Texas / King
8	Braden Shewmake	INF	6-4	190	Jr.	Wylie, Texas / Wylie East
55	Reed Spennath	INF/RHP	6-5	220	Fr.	El Campo, Texas / El Campo
25	Cole Taylor	OF/LHP	6-0	195	So.	Houston, Texas / Houston Christian
11	Aaron Walters	C	6-0	190	So.	Center Point, Texas / Center Point
4	Hunter Watson	INF	6-4	215	Fr.	Pottsboro, Texas / Pottsboro
38	Chris Weber	LHP	6-4	210	Fr.	Boerne, Texas / Boerne Champion
36	Landry Wideman	RHP	6-4	210	Fr.	San Antonio, Texas / Churchill
0	Allonte Wingate	INF/OF	6-0	175	Sr.	Beaumont, Texas / Houston / Cisco College

## 2019 Schedule

F5-17	Fordham	College Station, Texas	A12-14	Auburn*	College Station, Texas
F19	Stephen F. Austin	College Station, Texas	A16	at Houston	Houston, Texas
F20	Prairie View A&M	College Station, Texas	A18-20	at South Carolina*	Columbia, S.C.
F22-24	Illinois-Chicago	College Station, Texas	A23	UT-Arlington*	College Station, Texas
F26	Houston Baptist	College Station, Texas	A25-27	at Ole Miss*	College Station, Texas
F27	Incarinate Word	College Station, Texas	A30	at Sam Houston State	Huntsville, Texas
M1	vs. Baylor	Houston, Texas	M2-4	Mississippi State*	College Station, Texas
M2	vs. TCU	Houston, Texas	M10-12	at Alabama*	Tuscaloosa, Ala.
M3	vs. Houston	Houston, Texas	M16-18	Arkansas*	College Station, Texas
M5	Texas A&M-Corpus Christi	College Station, Texas			
M6	Abilene Christian	College Station, Texas			
M8-10	Gonzaga	College Station, Texas			
M12	at Dallas Baptist	Dallas, Texas			
M15-17	Vanderbilt*	College Station, Texas			
M19	Rice	College Station, Texas			
M22-24	at Kentucky*	Lexington, Ky.			
M26	Lamar	College Station, Texas			
M29-31	at Missouri*	Columbia, Mo.			
A2	at Texas	Austin, Texas			
A5-7	at LSU*	Baton Rouge, La.			
A9	Texas State	College Station, Texas			

\*SEC Game

## Quick Facts

**Location:** Nashville, Tenn.  
**Founded:** 1873  
**Enrollment:** 6,871  
**Chancellor:** Nicholas S. Zeppos  
**Faculty Representative:** Susan Wente  
**Athletic Director:** Malcolm Turner  
**Nickname:** Commodores  
**Colors:** Black & Gold  
**Stadium:** Charles Hawkins Field (3,626)

## Team Information

**Head Coach:** Tim Corbin  
**Assistants:** Scott Brown, Mike Baxter, David Macias (vol.)  
**2018 Overall Record (Finish):** 37-25, 16-14 SEC (4th East)  
**Lettermen Returning/Lost:** 24/10  
**Position Starters Returning/Lost:** 8/1  
**Pitchers Returning/Lost:** 11/6

## Media Services

**Baseball SID:** Andrew Pate  
**Office Phone:** (615) 322-4121  
**E-mail:** andrew.pate@vanderbilt.edu  
**Cell Phone:** (713) 387-9119  
**Internet Address:** www.vucommodores.com

## Team History

**All-Time Record:** 2297-1754-33 (.566)  
**SEC Record:** 668-914-10 (.423)  
**SEC Championships:** 2 (2007, 2011)  
**SEC Tournament Appearances:** 23 (1977, 1980, 1990, 1992-96, 2003-04, 2006-10-18)  
**SEC Tournament Record:** 47-37 (.557)  
**SEC Tournament Championships:** 4 (1973-74, 1980, 2007)  
**NCAA Regional Appearances:** 17 (1973-74, 1980, 2004, 2006-18)  
**NCAA Regional Championships:** 8 (2004, 2010-11, 2013-15, 17, 18)  
**Super Regional Appearances:** 8 (2004, 2010-11, 2013-15, 17-18)  
**Super Regional Championships:** 2 (2011, 2014)  
**College World Series Appearances:** 3 (2011, 2014-15)  
**National Championships:** 1 (2014)  
**All-Time NCAA Tournament Record:** 58-38 (.604)

## Tim Corbin

**Hometown:** Wolfeboro, N.H.  
**Alma Mater:** Ohio Wesleyan (1984)  
**Born:** Aug. 5, 1961  
**Career Record:** 787-480-1 (22nd season)  
**Record at Vanderbilt:** 681-342-1 (17th season)



## 2019 Roster

No	Name	Pos.	Ht.	Wt.	Cl.	Hometown / Last School
43	Austin Becker	RHP	6-5	190	Fr.	Columbus, Ohio / Big Walnut HS
51	JJ Bleday	OF	6-3	205	Jr.	Panama City Beach, Fla. / A. Crawford Mosley HS
21	Tyler Brown	RHP	6-4	242	So.	Ashland, Ohio / Oletangy Orange HS
5	Philip Clarke	C	5-11	190	So.	Franklin, Tenn. / Christ Presbyterian Academy
3	Cooper Davis	OF	5-10	185	So.	Mississauga, Ontario / St. Aloysius Gonzaga
18	Pat DeMarco	OF	5-11	205	So.	Staten Island, N.Y. / Winder-Barrow HS
20	Ty Duvall	C	5-11	190	Jr.	Lebanon, Ohio / Lebanon HS
39	Jake Eder	LHP	6-4	210	So.	Ocean Ridge, Fla. / Calvary Christian Academy
66	Drake Fellows	RHP	6-5	205	Jr.	Plainfield, Ill. / Joliet Catholic Academy
13	Kiambu Fentress	OF	6-0	175	R-Jr.	Nashville, Tenn. / Ensworth HS
32	Hugh Fisher	LHP	6-5	185	So.	Eads, Tenn. / Briarcrest Christian School
49	AJ Franklin	LHP	6-2	180	R-Jr.	Lebanon, Tenn. / Wilson Central HS
35	Jackson Gillis	LHP	6-3	225	Jr.	Wilmington, Mass. / Wilmington HS
55	Joe Gobillot	LHP	6-6	240	R-Fr.	Houston, Texas / St. John's School
99	Jayson Gonzalez	IF	6-2	205	So.	Covina, Calif. / Bishop Amat
17	Walker Grisanti	OF	5-10	190	Sr.	Collierville, Tenn. / Christian Brothers HS
30	Sterling Hayes	IF	6-1	190	Fr.	San Diego, Calif. / Francis Parker School
44	Mason Hickman	RHP	6-6	230	So.	Hendersonville, Tenn. / Pope John Paul II
11	Matt Hogan	OF	6-0	190	Fr.	Melville, N.Y. / Half Hollow Hills East HS
45	Chance Huff	RHP	6-4	210	Fr.	Niceville, Fla. / Niceville HS
22	Julian Infante	IF	6-3	215	Sr.	Miami, Fla. / Westminster Christian School
33	Erik Kaiser	RHP	6-5	205	So.	Waterloo, Ill. / Waterloo HS
12	Dominic Keegan	UTL	6-0	210	Fr.	Methuen, Mass. / Central Catholic HS
34	Zach King	LHP	6-6	210	Jr.	Spring Hill, Tenn. / Spring Hill HS
6	Tate Kolwyck	IF	5-11	185	Fr.	Memphis, Tenn. / Arlington HS
36	John Malcom	UTL	6-3	220	Fr.	West Bloomfield, Mich. / Detroit Country Day School
42	Justyn-Henry Malloy	UTL	6-2	210	Fr.	Bergenfield, N.J. / St. Joseph Regional HS
16	Austin Martin	UTL	6-0	170	So.	Jacksonville, Fla. / Trinity Christian Academy
28	Cam McMillan	IF	6-5	200	Fr.	Kansas City, Mo. / St. Thomas Aquinas HS
50	Luke Murphy	RHP	6-0	175	Fr.	Cross Plains, Tenn. / East Robertson HS
10	Ethan Paul	IF	5-10	185	Sr.	Bellevue, Wash. / International School
29	Patrick Raby	RHP	6-3	230	Sr.	Knoxville, Tenn. / Farragut HS
2	Harrison Ray	IF	5-11	190	Jr.	Longwood, Fla. / Lake Brantley HS
80	Kumar Rocker	RHP	6-4	255	Fr.	Athens, Ga. / North Oconee HS
25	Michael Sandborn	LHP	6-1	190	R-So.	Tampa, Fla. / Jesuit HS
19	Stephen Scott	UTL	5-11	200	Sr.	Cary, N.C. / Cardinal Gibbons HS
27	Ethan Smith	RHP	6-1	200	Fr.	Mt. Juliet, Tenn. / Mt. Juliet HS
9	Makenzie Stills	RHP	5-8	190	Fr.	Fayetteville, Ga. / Fayetteville HS
8	Isaiah Thomas	OF	6-2	190	Fr.	Palm Beach Gardens, Fla. / The Benjamin School
31	Justin Willis	RHP	5-11	180	So.	West New York, N.J. / Memorial HS

## 2019 Schedule

F15	vs. Virginia	Talking Stick, Ariz.	A9	at Middle Tennessee	Murfreesboro, Tenn.
F16	vs. Cal State Fullerton	Talking Stick, Ariz.	A12-14	Arkansas*	Nashville, Tenn.
F17	vs. TCU	Talking Stick, Ariz.	A16	Indiana State	Nashville, Tenn.
F20	Evansville	Nashville, Tenn.	A19-21	at Alabama*	Tuscaloosa, Ala.
F22-24	Pepperdine	Nashville, Tenn.	A25-27	Auburn*	Nashville, Tenn.
F26	SE Missouri State	Nashville, Tenn.	A30	Tennessee Tech	Nashville, Tenn.
F27	Austin Peay	Nashville, Tenn.	M3-5	at South Carolina*	Nashville, Tenn.
M1-3	Dayton	Nashville, Tenn.	M7	at Louisville	Louisville, Ky.
M5	Davidson	Nashville, Tenn.	M10-12	Missouri*	Nashville, Tenn.
M6	East Tennessee State	Nashville, Tenn.	M14	Middle Tennessee	Nashville, Tenn.
M8-10	Illinois State	Nashville, Tenn.	M16-18	at Kentucky*	Lexington, Ky.
M12	Samford	Nashville, Tenn.			
M15-17	at Texas A&M*	College Station, Texas			
M19	vs. Belmont	Nashville, Tenn. (First Tennessee Park)			
M21-23	Florida*	Nashville, Tenn.			
M26	vs. Lipscomb	Nashville, Tenn. (First Tennessee Park)			
M29-31	Tennessee*	Nashville, Tenn.			
A2	Western Kentucky	Nashville, Tenn.			
A5-7	at Georgia*	Athens, Ga.			

\*SEC Game



# 2018 IN REVIEW

# SOUTHEASTERN CONFERENCE



IT JUST MEANS MORE.

2018 BASEBALL

FINAL

## EASTERN DIVISION

	SEC	Pct.	GB	All	Pct.	Home	Away	Neutral	Div.	T25	T10	L10	Streak
Florida# ^	20-10	.667	--	49-21	.700	33-8	12-9	4-4	14-4	22-10	14-6	6-4	L1
Georgia	18-12	.600	2.0	39-21	.650	25-8	12-11	2-2	11-7	10-13	6-8	5-5	W3
South Carolina	17-13	.567	3.0	37-26	.587	24-10	10-12	3-4	9-9	13-13	8-12	6-4	L1
Vanderbilt	16-14	.533	4.0	35-27	.565	23-11	9-11	3-5	9-9	20-12	7-5	7-3	L1
Kentucky	13-17	.433	7.0	34-22	.607	19-9	11-12	4-1	8-10	10-9	7-8	4-6	L4
Missouri	12-18	.400	8.0	34-22	.607	22-8	10-11	2-3	6-12	10-15	4-5	4-6	L1
Tennessee	12-18	.400	8.0	29-27	.518	21-15	8-12	0-0	6-12	7-12	2-4	4-6	L1

## WESTERN DIVISION

	SEC	Pct.	GB	All	Pct.	Home	Away	Neutral	Div.	T25	T10	L10	Streak
Ole Miss%	18-12	.600	--	48-17	.738	30-6	13-9	5-2	12-6	16-10	3-1	7-3	L2
Arkansas% ^*	18-12	.600	--	48-21	.696	34-4	6-13	8-4	11-7	22-9	15-9	7-3	L2
Auburn	15-15	.500	3.0	43-23	.652	29-6	9-15	5-2	9-9	12-16	7-14	6-4	L1
LSU	15-15	.500	3.0	39-27	.591	29-8	4-16	6-3	9-9	15-15	6-9	6-4	L1
Mississippi State ^	15-15	.500	3.0	39-29	.574	16-7	11-17	12-5	10-8	18-16	12-3	7-3	L2
Texas A&M	13-17	.433	5.0	40-22	.645	27-8	7-11	6-3	9-9	11-16	4-10	5-5	L2
Alabama	8-22	.267	10.0	27-29	.482	22-13	5-15	0-1	3-15	6-14	3-7	4-6	L1

# - SEC Champion, SEC Eastern Division Champion  
% - SEC Western Division Co-Champion

^ - College World Series participant  
\* - NCAA Runner-Up

## 2018 NCAA BASEBALL TOURNAMENT

### NCAA Regionals

#### Friday, June 1

Florida 13, Columbia 5	Gainesville, Fla.
Oklahoma 20, Mississippi State 10	Tallahassee, Fla.
Vanderbilt 2, St. John's 0	Clemson, S.C.
Auburn 13, Northeastern 4	Raleigh, N.C.
South Carolina 8, Ohio State 3	Greenville, N.C.
Arkansas 10, Oral Roberts 2	Fayetteville, Ark.
LSU 6, San Diego State 4	Corvallis, Ore.
Texas A&M 10, Indiana 3	Austin, Texas

#### Saturday, June 2

Georgia 18, Campbell 5	Athens, Ga.
Mississippi State 3, Florida State 2	Tallahassee, Fla.
South Carolina 4, East Carolina 2	Greenville, N.C.
Auburn 12, Army 1	Raleigh, N.C.
Florida 3, Jacksonville 2	Gainesville, Fla.
Ole Miss 9, Saint Louis 2	Oxford, Miss.
Texas 8, Texas A&M 3	Austin, Texas
Vanderbilt 4, Clemson 3	Clemson, S.C.
Arkansas 10, Southern Miss 2	Fayetteville, Ark.
Oregon St. 14, LSU 1	Corvallis, Ore.

#### Sunday, June 3

Georgia 11, Troy 7	Athens, Ga.
Mississippi State 9, Samford 8	Tallahassee, Fla.
Mississippi State 13, Oklahoma 5	Tallahassee, Fla.
Indiana 9, Texas A&M 7	Austin, Texas
LSU 9, Northwestern State 5	Corvallis, Ore.
Oregon State 12, LSU 0	Corvallis, Ore.
Ole Miss 9, Tennessee Tech 8	Oxford, Miss.
Vanderbilt 19, Clemson 6	Clemson, S.C.
Auburn 15, NC State 7	Raleigh, N.C.
Arkansas 4, Dallas Baptist 3	Fayetteville, Ark.

#### Monday, June 4

Florida Atlantic 7, Florida 4	Gainesville, Fla.
Florida 5, Florida Atlantic 2	Gainesville, Fla.
Duke 8, Georgia 5	Athens, Ga.
Duke 8, Georgia 4	Athens, Ga.
Tennessee Tech 15, Ole Miss 5	Oxford, Miss.
Tennessee Tech 3, Ole Miss 2	Oxford, Miss.
Mississippi State 8, Oklahoma 1	Tallahassee, Fla.
South Carolina 8, UNC Wilmington 4	Greenville, N.C.

### NCAA Super Regionals

#### Friday, June 8

Mississippi State 10, Vanderbilt 8	Nashville, Tenn.
------------------------------------	------------------

#### Saturday, June 9

Florida 8, Auburn 2	Gainesville, Fla.
Arkansas 9, South Carolina 3	Fayetteville, Ark.
Vanderbilt 4, Mississippi State 3	Nashville, Tenn.

#### Sunday, June 10

Auburn 3, Florida 2	Gainesville, Fla.
South Carolina 8, Arkansas 5	Fayetteville, Ark.
Mississippi State 10, Vanderbilt 6 (11 inn.)	Nashville, Tenn.

#### Monday, June 11

Arkansas 14, South Carolina 4	Fayetteville, Ark.
Florida 3, Auburn 2 (11 inn.)	Gainesville, Fla.

### College World Series - Omaha, Neb.

#### Saturday, June 16

Mississippi State 1, Washington 0
-----------------------------------

#### Sunday, June 17

Arkansas 11, Texas 5
Texas Tech 6, Florida 3

#### Tuesday, June 19

Mississippi State 12, North Carolina 2
Florida 6, Texas 1

#### Wednesday, June 20

Arkansas 7, Texas Tech 4
--------------------------

#### Thursday, June 21

Florida 9, Texas Tech 6
-------------------------

#### Friday, June 22

Oregon State 12, Mississippi State 2
Arkansas 5, Florida 2

#### Saturday, June 23

Oregon State 5, Mississippi State 2
-------------------------------------

#### Tuesday, June 26

Arkansas 4, Oregon State 1
----------------------------

#### Wednesday, June 27

Oregon State 5, Arkansas 3
----------------------------

#### Thursday, June 28

Oregon State 5, Arkansas 0
----------------------------

# 2018 STATISTICS

## (All Games)

Team	AVG	G	AB	R	H	2B	3B	HR	RBI	TB	SLG	BB	HBP	SO	GDP	OB%	SF	SH	SB	ATT	PO	A	E	FLD
Ole Miss	.300	65	2200	451	660	132	6	79	411	1041	.473	268	70	414	49	.388	32	14	66	93	1730	586	52	.978
Arkansas	.296	69	2347	482	695	115	5	98	452	1114	.475	324	69	511	37	.391	42	21	39	51	1810	581	68	.972
Kentucky	.294	56	1880	397	553	118	5	81	367	924	.491	281	69	455	36	.401	20	40	58	84	1468	467	54	.973
Texas A&M	.287	62	2171	368	624	103	21	50	331	919	.423	228	45	446	53	.364	23	25	40	46	1680	659	65	.973
LSU	.283	66	2196	388	622	122	18	48	362	924	.421	252	51	408	51	.366	25	34	70	88	1731	547	50	.979
Georgia	.283	60	2065	385	584	87	8	64	353	879	.426	243	49	459	41	.367	27	33	47	61	1618	587	47	.979
Auburn	.282	66	2223	467	626	124	4	73	423	977	.439	309	84	501	35	.386	26	17	50	75	1737	593	61	.974
Mississippi State	.277	68	2417	408	670	141	14	45	367	974	.403	247	57	503	40	.354	30	33	34	46	1844	657	70	.973
South Carolina	.275	63	2170	390	597	111	12	79	357	969	.447	277	53	437	27	.368	22	19	48	61	1660	591	45	.980
Florida	.274	70	2342	459	642	134	13	100	412	1102	.471	320	55	572	35	.370	34	10	75	110	1855	642	59	.977
Vanderbilt	.269	62	2078	386	559	106	13	67	339	892	.429	296	65	565	25	.375	13	18	101	122	1622	549	41	.981
Missouri	.266	56	1909	337	508	84	8	38	301	722	.378	279	52	458	41	.371	19	38	67	90	1527	570	42	.980
Alabama	.256	56	1889	310	483	104	8	44	289	735	.389	270	78	466	34	.369	15	16	34	51	1474	556	65	.969
Tennessee	.254	56	1868	295	474	89	10	42	270	709	.380	258	65	467	41	.361	16	19	47	62	1497	544	64	.970

CI - Alabama 3, Vanderbilt 2, South Carolina 1, Ole Miss 1.

## (All games Sorted by Earned run avg)

Team	ERA	W	L	G	CG	SHO	CBO	SV	IP	H	R	ER	BB	SO	2B	3B	HR	AB	B/Avg	WP	HBP	BK	SFA	SHA
Texas A&M	3.38	40	22	62	1	3	3	18	560.0	511	257	210	198	523	94	7	39	2099	.243	32	66	6	16	30
Florida	3.46	49	21	70	1	5	4	19	618.1	548	281	238	208	607	83	2	55	2343	.234	37	63	13	13	27
Arkansas	3.55	48	21	69	0	6	6	26	603.1	530	290	238	228	619	78	3	57	2240	.237	64	35	7	19	39
Missouri	3.73	34	22	56	3	6	5	13	509.0	472	227	211	187	531	82	9	40	1908	.247	45	53	5	15	19
Ole Miss	3.89	48	17	65	0	4	4	21	576.2	545	289	249	227	621	114	10	48	2190	.249	48	49	2	19	19
Georgia	3.97	39	21	60	0	6	6	18	539.1	474	267	238	236	532	86	6	53	2007	.236	41	71	4	18	19
Alabama	4.10	27	29	56	1	6	5	11	491.1	507	271	224	195	370	71	4	40	1898	.267	39	24	6	20	30
Auburn	4.13	43	23	66	3	5	4	17	579.0	545	299	266	223	595	127	11	54	2195	.248	36	34	6	18	22
Vanderbilt	4.23	35	27	62	1	4	3	13	540.2	486	280	254	239	567	84	8	45	1998	.243	60	53	6	26	31
Mississippi State	4.42	39	29	68	0	3	3	14	614.2	628	341	302	266	619	113	13	45	2353	.267	79	66	6	27	32
South Carolina	4.42	37	26	63	0	4	4	14	553.1	494	296	272	274	542	72	13	56	2029	.243	55	46	5	32	30
Tennessee	4.56	29	27	56	6	3	1	10	499.0	531	309	253	206	383	89	10	58	1944	.273	47	54	12	14	24
LSU	4.87	39	27	66	2	5	4	14	577.0	570	333	312	251	547	115	9	51	2229	.256	69	70	7	13	29
Kentucky	5.37	34	22	56	0	1	1	11	489.1	494	315	292	214	519	93	5	60	1900	.260	56	46	4	15	25

PB - Florida 16, Ole Miss 15, Mississippi State 14, Arkansas 13, Missouri 12, LSU 12, Texas A&M 12, Auburn 12, Tennessee 12, Georgia 11, South Carolina 11, Vanderbilt 9, Alabama 6, UK 5. Pickoffs - Tennessee 14, Ole Miss 11, Auburn 9, Georgia 8, Mississippi State 7, Vanderbilt 7, Alabama 7, Texas A&M 6, Arkansas 6, UK 5, South Carolina 3, LSU 3, Missouri 3, Florida 1.

## (All games Sorted by Fielding pct)

Team	C	PO	A	E	FLD%	DPs	SBA	CSB	SBA%	PB	CI
Vanderbilt	2212	1622	549	41	.981	43	50	21	.704	9	2
South Carolina	2296	1660	591	45	.980	54	44	25	.638	11	1
Missouri	2139	1527	570	42	.980	46	27	23	.540	12	0
Georgia	2252	1618	587	47	.979	50	43	22	.662	11	0
LSU	2328	1731	547	50	.979	40	59	18	.766	12	0
Ole Miss	2368	1730	586	52	.978	46	37	18	.673	15	1
Florida	2556	1855	642	59	.977	48	42	10	.808	16	0
Auburn	2391	1737	593	61	.974	42	42	19	.689	12	0
Texas A&M	2404	1680	659	65	.973	48	55	18	.753	12	0
Kentucky	1989	1468	467	54	.973	31	28	6	.824	5	0
Mississippi State	2571	1844	657	70	.973	63	43	28	.606	14	0
Arkansas	2459	1810	581	68	.972	60	23	16	.590	13	0
Tennessee	2105	1497	544	64	.970	50	73	17	.811	12	0
Alabama	2095	1474	556	65	.969	45	36	15	.706	6	3



# 2018 STATISTICS

## (SEC Games Only)

Team	AVG	G	AB	R	H	2B	3B	HR	RBI	TB	SLG	BB	HBP	SO	GDP	OB%	SF	SH	SB	ATT	PO	A	E	FLD
Arkansas	.302	30	1026	183	310	52	1	45	174	499	.486	122	19	222	14	.380	19	10	13	18	769	261	29	.973
Ole Miss	.296	30	1023	188	303	62	1	37	175	478	.467	108	28	194	26	.375	11	8	29	38	790	265	28	.974
Georgia	.282	30	1051	165	296	38	4	29	149	429	.408	108	24	226	24	.359	10	15	23	31	816	294	20	.982
South Carolina	.280	30	1038	176	291	60	2	34	165	457	.440	102	27	224	9	.357	10	12	20	24	774	272	22	.979
Florida	.273	30	1011	210	276	54	7	45	192	479	.474	145	26	268	15	.373	18	7	30	41	789	254	28	.974
Kentucky	.271	30	1000	161	271	43	1	34	147	418	.418	129	24	258	18	.365	8	18	19	28	771	242	27	.974
LSU	.271	30	987	152	267	47	8	25	147	405	.410	101	10	209	26	.343	5	14	23	31	771	243	28	.973
Mississippi State	.267	30	1073	166	287	69	5	18	147	420	.391	101	21	263	16	.340	8	18	14	19	823	275	35	.969
Auburn	.256	30	979	176	251	42	2	32	163	393	.401	119	27	229	15	.350	9	8	18	28	771	261	30	.972
Texas A&M	.255	30	1024	135	261	40	5	22	118	377	.368	98	20	243	22	.330	8	13	25	27	786	324	37	.968
Vanderbilt	.250	30	965	149	241	49	8	26	132	384	.398	98	30	284	10	.335	7	13	51	63	768	260	21	.980
Alabama	.237	30	1019	127	241	45	4	22	117	360	.353	131	34	276	21	.341	5	13	20	28	789	311	42	.963
Tennessee	.231	30	967	125	223	35	3	20	114	324	.335	116	31	272	21	.329	10	13	18	25	777	295	41	.963
Missouri	.224	30	1010	108	226	22	1	19	101	307	.304	102	18	282	17	.304	8	21	16	29	813	306	27	.976

CI - Vanderbilt 2, Alabama 2, Ole Miss 1, South Carolina 1.

## (All games Sorted by Earned run avg)

Team	ERA	W	L	G	CG	SHO	CBO	SV	IP	H	R	ER	BB	SO	2B	3B	HR	AB	B/Avg	WP	HBP	BK	SFA	SHA
Missouri	3.99	12	18	30	3	2	1	6	271.0	275	129	120	102	275	45	5	25	1040	.264	22	25	4	9	9
Florida	4.17	20	10	30	1	1	0	7	263.0	239	137	122	97	260	37	1	30	1006	.238	17	33	6	6	15
Arkansas	4.21	18	12	30	0	2	2	12	256.1	250	143	120	94	266	37	1	33	970	.258	30	12	1	11	17
Georgia	4.24	18	12	30	0	2	2	12	272.0	241	142	128	136	261	35	2	28	1008	.239	25	32	2	9	13
Texas A&M	4.40	13	17	30	1	1	1	8	262.0	260	157	128	111	216	57	4	25	1003	.259	15	36	2	12	15
Auburn	4.48	15	15	30	2	2	2	5	257.0	255	148	128	95	271	65	6	26	996	.256	13	10	2	9	5
Mississippi State	4.56	15	15	30	0	0	0	5	274.1	295	155	139	112	270	50	4	21	1072	.275	37	27	3	10	12
Ole Miss	4.75	18	12	30	0	1	1	10	263.1	281	163	139	112	277	55	6	23	1028	.273	32	21	1	10	12
South Carolina	4.78	17	13	30	0	2	2	5	258.0	248	146	137	128	235	37	6	34	970	.256	25	21	2	9	15
Vanderbilt	4.96	16	14	30	1	2	1	8	256.0	245	151	141	120	256	40	4	26	961	.255	33	23	4	15	12
Alabama	4.96	8	22	30	1	1	0	4	263.0	303	185	145	116	178	43	1	28	1046	.290	28	15	2	14	18
Tennessee	5.28	12	18	30	3	1	0	5	259.0	306	194	152	105	195	50	4	38	1045	.293	26	26	6	6	13
LSU	5.50	15	15	30	1	1	1	7	257.0	262	169	157	123	237	52	4	27	1010	.259	36	30	5	8	11
Kentucky	6.62	13	17	30	0	1	1	7	257.0	284	202	189	129	253	55	4	44	1018	.279	38	28	3	8	16

PB - Missouri 8, Tennessee 8, Florida 7, AM 6, Ole Miss 5, Alabama 5, South Carolina 4, LSU 4, Georgia 4, Arkansas 4, Mississippi State 4, Vanderbilt 3, Kentucky 1, Auburn 1.  
Pickoffs - Auburn 5, Tennessee 5, Alabama 4, Arkansas 4, Ole Miss 4, VU 3, AM 3, Kentucky 3, Mississippi State 2, Georgia 2, Missouri 2.

## (All games Sorted by Fielding pct)

Team	C	PO	A	E	FLD%	DPs	SBA	CSB	SBA%	PB	CI
Georgia	1130	816	294	20	.982	26	28	10	.737	4	0
Vanderbilt	1049	768	260	21	.980	19	33	10	.767	3	2
South Carolina	1068	774	272	22	.979	24	19	11	.633	4	1
Missouri	1146	813	306	27	.976	23	20	14	.588	8	0
Ole Miss	1083	790	265	28	.974	23	23	9	.719	5	1
Kentucky	1040	771	242	27	.974	17	13	0	1.000	1	0
Florida	1071	789	254	28	.974	19	19	2	.905	7	0
LSU	1042	771	243	28	.973	14	31	4	.886	4	0
Arkansas	1059	769	261	29	.973	25	9	7	.563	4	0
Auburn	1062	771	261	30	.972	16	21	4	.840	1	0
Mississippi State	1133	823	275	35	.969	29	24	14	.632	4	0
Texas A&M	1147	786	324	37	.968	20	18	10	.643	6	0
Alabama	1142	789	311	42	.963	24	24	7	.774	5	2
Tennessee	1113	777	295	41	.963	29	37	9	.804	8	0

# 2018 HONORS AND AWARDS

## 2018 SEC Baseball Awards

**Player of the Year:** Jonathan India, Florida  
**Pitcher of the Year:** Brady Singer, Florida  
**Freshman of the Year:** Heston Kjerstad, Arkansas  
**Coach of the Year:** Kevin O'Sullivan, Florida  
**Co-Scholar-Athlete of the Year:** Keegan McGovern, Georgia  
**Co-Scholar-Athlete of the Year:** Nico Mascia, Tennessee

### First-Team All-SEC

C: JJ Schwarz, Florida  
1B: Kole Cottam, Kentucky  
2B: Carson Shaddy, Arkansas  
3B: Jonathan India, Florida  
SS: Braden Shewmake, Texas A&M  
OF: Jake Mangum, Mississippi State  
OF: Ryan Olenek, Ole Miss  
OF: Keegan McGovern, Georgia  
DH/UT: Luke Heyer, Kentucky  
SP: Brady Singer, Florida  
SP: Casey Mize, Auburn  
RP: Michael Byrne, Florida

### Second-Team All-SEC Team

C: Nick Fortes, Ole Miss  
1B: Adam Sasser, Georgia  
2B: Michael Helman, Texas A&M  
3B: Casey Martin, Arkansas  
SS: Will Holland, Auburn  
OF: Eric Cole, Arkansas  
OF: Wil Dalton, Florida  
OF: Heston Kjerstad, Arkansas  
DH/UT: Michael Curry, Georgia  
SP: Blaine Knight, Arkansas  
SP: Jackson Kowar, Florida  
RP: Parker Caracci, Ole Miss

### Freshman All-SEC Team

C: Mason Meadows, Georgia  
1B: Tanner Allen, Mississippi State  
2B: Anthony Servideo, Ole Miss  
3B: Casey Martin, Arkansas  
OF: Heston Kjerstad, Arkansas  
OF: Daniel Cabrera, LSU  
OF: Steven Williams, Auburn  
DH/UT: Edouard Julien, Auburn  
SP: Ma'Khail Hilliard, LSU  
SP: Tanner Burns, Auburn  
RP: Cody Greenhill, Auburn

### SEC All-Defensive Team

C: Grant Koch, Arkansas  
1B: Cole Zabowski, Ole Miss  
2B: Luke Jarvis, Auburn  
3B: Jonathan India, Florida  
SS: Connor Kaiser, Vanderbilt  
OF: Zach Watson, LSU  
OF: Jake Mangum, Mississippi State  
OF: Dominic Fletcher, Arkansas  
P: Will Neely, Tennessee

## D1Baseball.com First Team All-America

Jonathan India, Florida  
Blaine Knight, Arkansas  
Brady Singer, Florida  
Michael Byrne, Florida

## Collegiate Baseball First Team All-America

Brady Singer, Florida

## NCBWA First Team All-America

Jonathan India, Florida  
Casey Mize, Auburn  
Brady Singer, Florida  
Blaine Knight, Arkansas  
Michael Byrne, Florida  
Nolan Hoffman, Texas A&M

## Perfect Game First Team All-America

Jonathan India, Florida  
Casey Mize, Auburn  
Brady Singer, Florida  
Michael Byrne, Florida

## Baseball America First Team All-America

Jonathan India, Florida  
Casey Mize, Auburn  
Brady Singer, Florida  
Michael Byrne, Florida



# CHAMPIONS

## SEC Champions

1933	Georgia	8-1	12-3-1	Bill White
1934	Alabama	13-3	13-5	J.B. Whitworth
1935	Alabama	8-2	10-2	Tilden Campbell
1936	Alabama	7-3-1	10-3-1	Tilden Campbell
1937	Auburn	8-1	—	Dell Morgan
1938	Alabama	10-1	14-1	Tilden Campbell
1939	LSU	10-2	22-6	Harry Rabenhorst
1940	Alabama	12-1	14-2	Tilden Campbell
1941	Alabama	13-2	18-2-1	Tilden Campbell
1942	Alabama	9-1	10-2	Tilden Campbell
1943	LSU	11-3	13-8	"Red" Swanson
1944	No season			
1945	No season			
1946	LSU	10-5	11-3	Harry Rabenhorst
1947	Alabama	11-3	18-7	Tilden Campbell
1948	Mississippi State	12-5	17-8	R.P. Patty
1949	Mississippi State	13-3	19-6	R.P. Patty
1950	Alabama	12-4	21-12	Tilden Campbell
1951	Tennessee	16-1	20-3	S.W. Anderson
1952	Florida	12-2	12-14-2	Dave Fuller
1953	Georgia	12-3	23-7	Jim Whatley
1954	Georgia	11-4	16-9	Jim Whatley
1955	Alabama	16-2	23-6	Tilden Campbell
1956	Florida	13-3	20-4	Dave Fuller
1957	*Georgia Tech	13-3	—	Joe Pittard
1958	Auburn	12-3	17-8	Joe Connally
1959	Ole Miss	10-3	16-5	Tom Swayze
1960	Ole Miss	12-2	22-3	Tom Swayze
1961	LSU	11-4	20-5	Ray Didier
1962	Florida	14-3	23-9-1	Dave Fuller
1963	Auburn	15-3	17-8	Paul Nix
1964	Ole Miss	11-1	19-4	Tom Swayze
1965	Mississippi State	11-4	13-7	Paul Gregory
1966	Mississippi State	11-4	17-9	Paul Gregory
1967	Auburn	15-2	27-7	Paul Nix
1968	Alabama	10-8	22-11	Joe Sewell
1969	Ole Miss	11-5	27-15	Tom Swayze
1970	Mississippi State	11-4	32-8	Paul Gregory
1971	Mississippi State	13-5	32-12	Paul Gregory
1972	Ole Miss	15-3	28-16	Jake Gibbs
1973	Vanderbilt	11-5	36-16	Larry Schmittou
1974	Vanderbilt	11-4	37-22-1	Larry Schmittou
1975	LSU	19-3	40-16	Jim Smith
1976	Auburn	12-7	37-15	Paul Nix
1977	Ole Miss	15-9	40-18	Jake Gibbs
1978	Auburn	15-8	33-21	Paul Nix
1979	Mississippi State	17-2	48-12	Ron Polk
1980	Vanderbilt	13-9	34-21-1	Roy Mewbourne
1981	Florida	16-7	42-17	Jay Bergman
1982	Florida	14-8	34-25	Jack Rhine
1983	Alabama	14-7	46-11	Barry Schollenberger
1984	Florida	18-4	43-16	Joe Arnold
1985	Mississippi State	16-8	50-15	Ron Polk
1986	LSU	22-5	49-9	Skip Bertman
1987	Mississippi State	13-13	39-22	Ron Polk
1988	Florida	21-6	39-15-1	Joe Arnold
1989	Mississippi State	20-5	54-14	Ron Polk
1990	LSU	20-7	54-19	Skip Bertman
1991	LSU	19-7	55-18	Skip Bertman
1992	LSU	18-6	50-16	Skip Bertman
1993	LSU	18-8-1	53-17-1	Skip Bertman
1994	Tennessee	24-5	52-14	Rod Delmonico
1995	Tennessee	22-8	54-16	Rod Delmonico
1996	Alabama	20-10	50-19	Jim Wells
	Florida	20-10	50-18	Andy Lopez
	LSU	20-10	52-15	Skip Bertman
1997	LSU	22-7	57-13	Skip Bertman
1998	Florida	21-8	46-18	Andy Lopez
1999	Arkansas	22-8	42-23	Norm DeBriyn
2000	South Carolina	25-5	56-10	Ray Tanner
2001	Georgia	20-10	36-10	Ron Polk
2002	South Carolina	21-8	57-18	Ray Tanner
2003	LSU	20-9-1	45-22-1	Smoke Laval
2004	Arkansas	19-11	45-24	Dave Van Horn

	Georgia	19-11	45-23	David Perno
2005	Florida	20-10	48-23	Pat McMahon
2006	Alabama	20-10	44-21	Jim Wells
	Kentucky	20-10	44-17	John Cohen
2007	Vanderbilt	22-8	54-13	Tim Corbin
2008	Georgia	20-9-1	45-25-1	David Perno
2009	LSU	20-10	56-17	Paul Mainieri
	Ole Miss	20-10	44-20	Mike Bianco
2010	Florida	22-8	47-7	Kevin O'Sullivan
2011	Florida	22-8	53-19	Kevin O'Sullivan
	South Carolina	22-8	55-14	Ray Tanner
	Vanderbilt	22-8	54-12	Tim Corbin
2012	LSU	19-11	49-20	Paul Mainieri
2013	Vanderbilt	26-3	54-12	Tim Corbin
2014	Florida	21-9	40-23	Kevin O'Sullivan
2015	LSU	21-8	54-12	Paul Mainieri
2016	Mississippi State	21-9	44-18-1	John Cohen
2017	Florida	21-9	52-19	Kevin O'Sullivan
	LSU	21-9	52-20	Paul Mainieri
2018	Florida	20-10	49-21	Kevin O'Sullivan

## SEC National Champions

1990	- Georgia
1991	- LSU
1993	- LSU
1996	- LSU
1997	- LSU
2000	- LSU
2009	- LSU
2010	- South Carolina
2011	- South Carolina
2014	- Vanderbilt
2017	- Florida

## SEC Championships

LSU	17	('39-43-46-61-75-86-90-91-92-93-96-97-03-09-12-15-17)
Florida	15	('52-56-62-81-82-84-88-96-98-05-10-11-14-17-18)
Alabama	13	('34-35-36-38-40-41-42-47-50-55-68-83-96)
Mississippi State	11	('48-49-65-66-70-71-79-85-87-89-16)
Ole Miss	7	('59-60-64-69-72-77-09)
Auburn	6	('37-58-63-67-76-78)
Georgia	6	('33-54-55-01-04-08)
Vanderbilt	6	('73-74-80-07-11-13)
South Carolina	3	('00-02-11)
Tennessee	3	('51-94-95)
Arkansas	2	('99-04)
Kentucky	1	('06)
*Georgia Tech	1	('57)

## SEC Division Championships (since 1959)

Florida	24	('60-62-68-69-77-78-79-80-81-82-83-84-85-92-96-97-98-05-09-10-11-14-17-18)
LSU	19	('61-75-85-92-93-94-96-97-98-00-01-03-05-08-09-12-13-15-17)
Ole Miss	13	('59-60-63-64-67-69-72-77-82-05-09-14-18)
Auburn	11	('61-63-64-65-67-76-78-80-89-95-10)
Mississippi State	10	('62-65-66-70-71-79-81-83-84-16)
Vanderbilt	8	('71-72-73-74-07-11-13-15)
South Carolina	7	('99-00-02-03-11-12-16)
Alabama	6	('68-73-74-96-02-06)
Tennessee	6	('66-70-93-94-95-97)
Georgia	4	('75-01-04-08)
Arkansas	4	('99-04-07-18)
Kentucky	2	('76-'06)
*Georgia Tech	1	('59)

\*Former Member of the SEC

## All-Time Standings

Team	Games	Won	Lost	Tied	Pct.
Florida	1678	1014	662	2	.605
South Carolina	787	449	337	1	.571
LSU	1746	968	769	9	.557
Texas A&M	177	94	83	0	.531
Alabama	1780	952	823	5	.536
Mississippi State	1754	938	813	3	.536
Auburn	1739	901	835	3	.516
Arkansas	780	397	383	0	.509
Ole Miss	1780	833	945	2	.469
Georgia	1732	802	926	4	.464
Tennessee	1624	732	891	1	.451
Kentucky	1680	722	950	8	.432
Vanderbilt	1592	668	914	10	.423
Missouri	180	66	114	0	.367

## All-Time Records

Team	Games	Won	Lost	Tied	Pct.
Texas A&M	4241	2695	1504	42	.640
Mississippi State	4230	2640	1561	29	.628
South Carolina	4181	2605	1559	17	.625
Florida	4152	2551	1577	24	.617
LSU	4219	2589	1599	31	.617
Alabama	4265	2610	1637	24	.614
Arkansas	3586	2196	1384	6	.613
Auburn	3446	2443	1649	6	.596
Missouri	3927	2324	1583	20	.594
Ole Miss	3786	2183	1583	20	.579
Vanderbilt	4084	2297	1754	33	.566
Georgia	4043	2260	1759	24	.562
Tennessee	3649	2032	1603	14	.559
Kentucky	3762	1916	1821	25	.513

## All-Time SEC Tournament Records

Team	App.	W-L	Pct.	Titles
LSU	33	85-42	.669	12
Texas A&M	6	11-7	.611	1
Vanderbilt	23	47-37	.560	2
Miss. State	33	65-53	.551	7
Alabama	28	48-44	.522	7
Florida	38	68-64	.515	4
Tennessee	15	25-24	.510	3
Ole Miss	23	37-39	.487	6
Arkansas	23	33-40	.452	0
Auburn	26	34-48	.415	3
Georgia	24	28-45	.384	0
Kentucky	21	22-36	.379	0
South Carolina	26	29-48	.377	1
Missouri	5	2-7	.222	0

## SEC Championship Formats

- 1933-1947** SEC Champion based on conference winning percentage.
- 1948-1950** SEC divided into two divisions (Eastern and Western) but composite standings still kept. Division leaders meet in best-of-five-game championship series for SEC Championship.
- 1951-1952** Championship series discontinued; SEC Champion based on conference winning percentage.
- 1953-1976** Division leaders meet in best-of-three-game championship series for SEC Championship.
- 1977-1985** Top two teams from each division meet in a double-elimination tournament at alternating site of division champion for SEC Championship.
- 1986** League abolishes divisions; Round-robin play begins; Top four teams meet in a double-elimination tournament for SEC Championship.
- 1987** Tournament field increases to top six regular-season finishers for SEC Championship.
- 1988-1991** Team finishing with highest conference winning percentage over 27-game round-robin schedule is SEC Champion; Tournament is played to award NCAA automatic bid.
- 1992** SEC Champion is team finishing the 24-game conference schedule with the highest winning percentage; League recognizes team finishing with highest overall winning percentage as Eastern and Western Division Champions in their respective divisions.
- 1993-1995** SEC Tournament games count toward all SEC Championships; SEC Champion is team with highest overall conference winning percentage; Eastern and Western Division Champions are teams in each division with the highest overall conference winning percentage; NCAA automatic bid is awarded to the team which wins its divisional tournament and has the highest overall conference winning percentage.
- 1996-1997** SEC Champion is the team with the highest conference winning percentage based on 30-game regular season schedule; Neutral site, eight-team conference tournament; Tournament field consists of top three teams (based on conference winning percentage) from Eastern and Western Divisions and two at-large teams chosen based on their conference winning percentage. NCAA automatic bid is awarded to tournament winner.
- 1998** SEC Champion is the team with the highest conference winning percentage on 30-game regular season schedule; Neutral site, eight-team double elimination conference tournament; Tournament field consists of top three teams (based on conference winning percentage) from Eastern and Western Divisions and two at-large teams chosen based on their conference winning percentage. Divisional winners guaranteed top two seeds. NCAA automatic bid is awarded to tournament winner.
- 1999-2011** Format remains the same as 1998 except tournament field consists of top two teams from each division and four at-large teams chosen based on their conference winning percentage.
- 2012** SEC Champion is the team with the highest conference winning percentage on 30-game regular season schedule; Neutral site, 10-team conference tournament; Games played from Tuesday thru Friday are double elimination with single elimination starting on Saturday; Tournament field consists of top team (based on conference winning percentage) from Eastern and Western Divisions and eight at-large teams chosen based on their conference winning percentage.
- 2013-Present** SEC Champion is the team with the highest conference winning percentage on 30-game regular season schedule; Neutral site, 12-team conference tournament; Tournament field consists of top team (based on conference winning percentage) from Eastern and Western Divisions and 10 at-large teams chosen based on their conference winning percentage; Two divisional champions and top four seeds guaranteed opening-round byes; Seeds 5-12 meet in single-elimination format on opening day of the tournament, followed by traditional double-elimination play Wednesday-Friday; Tournament returns to single elimination play on Saturday.



# ANNUAL STANDINGS

## 1933

School	W-L	Pct.
Georgia	8-1	.889
Miss. State	5-3	.625
Auburn	5-4	.556
Alabama	5-5	.500
Florida	4-4	.500
Georgia Tech	4-10	.286
LSU	0-4	.000
Kentucky	0-0	.000
Ole Miss	0-0	.000
Tennessee	0-0	.000
Tulane	0-0	.000
Vanderbilt	0-0	.000

## 1934

School	W-L	Pct.
Alabama	13-3	.813
Miss. State	8-4	.667
Georgia	7-4	.636
Georgia Tech	7-7	.500
Florida	4-5	.444
Auburn	4-6	.400
LSU	3-6	.333
Kentucky	0-2	.000
Vanderbilt	0-2	.000
Ole Miss	0-9	.000
Tennessee	0-0	.000
Tulane	0-0	.000

## 1935

School	W-L	Pct.
Alabama	8-2	.800
Miss. State	8-3	.727
Auburn	6-5	.545
Florida	4-4	.500
Georgia	4-4	.500
Georgia Tech	4-6	.400
LSU	4-6	.400
Ole Miss	0-10	.000
Kentucky	0-0	.000
Tennessee	0-0	.000
Tulane	0-0	.000
Vanderbilt	0-0	.000

## 1936

School	W-L	Pct.
Alabama	7-3-1	.682
LSU	7-4	.636
Miss. State	6-4	.600
Auburn	5-5	.500
Florida	4-4	.500
Georgia	3-5	.375
Ole Miss	1-8	.111
Georgia Tech	0-0	.000
Kentucky	0-0	.000
Tennessee	0-0	.000
Tulane	0-0	.000
Vanderbilt	0-0	.000

## 1937

School	W-L	Pct.
Auburn	8-1	.889
Alabama	8-2	.800
Miss. State	8-3	.727
Ole Miss	4-4	.500
Florida	3-3	.500
Georgia Tech	4-7	.364
LSU	5-10	.333
Georgia	2-8	.250
Tulane	0-4	.000
Kentucky	0-0	.000
Tennessee	0-0	.000
Vanderbilt	0-0	.000

## 1938

School	W-L	Pct.
Alabama	10-1	.909
Florida	4-2	.667
Georgia	5-3	.625
Ole Miss	5-5	.500
Tulane	1-1	.500
Auburn	5-7	.417
Georgia Tech	5-8	.385
Vanderbilt	1-2	.333
LSU	3-6	.333
Miss. State	3-7	.300
Tennessee	0-0	.000
Kentucky	0-0	.000

## 1939

School	W-L	Pct.
LSU	10-2	.883
Auburn	10-4	.714
Florida	4-2	.667
Ole Miss	7-5	.583
Vanderbilt	4-3	.571
Georgia	5-4	.556
Kentucky	3-3	.500
Tennessee	1-1	.500
Alabama	4-8	.333
Georgia Tech	3-9	.250
Miss. State	3-10	.231
Tulane	0-3	.000

## 1940

School	W-L	Pct.
Alabama	12-1	.923
Georgia	9-1	.900
LSU	10-4	.714
Vanderbilt	5-2	.714
Auburn	4-5	.444
Kentucky	3-5	.375
Miss. State	4-7	.364
Georgia Tech	5-10	.333
Florida	3-6	.333
Tennessee	2-4	.333
Tulane	1-3	.250
Ole Miss	1-11	.083

## 1941

School	W-L	Pct.
Alabama	13-2	.867
Georgia	8-2	.800
Ole Miss	7-4	.636
Georgia Tech	10-8	.555
Auburn	5-5	.500
Tennessee	3-3	.500
Miss. State	7-8	.467
Vanderbilt	3-5	.375
LSU	5-9	.357
Tulane	2-6	.250
Florida	2-6	.250
Kentucky	3-10	.230

## 1942

School	W-L	Pct.
Alabama	9-1	.900
Georgia	6-2	.750
Georgia Tech	7-7	.500
LSU	6-6	.500
Auburn	4-4	.500
Miss. State	6-7	.461
Vanderbilt	4-5	.444
Ole Miss	4-7	.363
Kentucky	2-4	.333
Tennessee	1-2	.333
Tulane	2-6	.250
Florida	0-0	.000

## 1943

School	W-L	Pct.
LSU	11-3	.785
Vanderbilt	6-2	.750
Auburn	3-1	.750
Alabama	9-4	.692
Tulane	5-3	.625
Georgia Tech	2-5	.286
Miss. State	3-9	.250
Georgia	1-3	.250
Kentucky	1-3	.250
Ole Miss	2-10	.200
Florida	0-0	.000
Tennessee	0-0	.000

**\*\*No teams in 1944 and 1945 (World War II)**

## 1946

School	W-L	Pct.
LSU	11-3	.786
Alabama	10-5	.667
Georgia	8-4	.667
Auburn	5-3	.625
Ole Miss	3-3	.500
Miss. State	2-9	.182
Florida	1-7	.125
Tulane	0-6	.000
Georgia Tech	0-0	.000
Kentucky	0-0	.000
Tennessee	0-0	.000
Vanderbilt	0-0	.000

# ANNUAL STANDINGS

## 1947

School	W-L	Pct.
Alabama	11-3	.786
Auburn	11-5	.688
Tennessee	5-3	.625
Tulane	3-2	.600
Georgia Tech	6-6	.500
Ole Miss	4-4	.500
Kentucky	4-4	.500
Miss. State	7-8	.467
Vanderbilt	5-7	.417
LSU	4-7	.364
Georgia	4-11	.267
Florida	2-6	.250

In 1948 the conference was divided into two divisions, East and West, with the leader in each to qualify for the five-game playoffs.

## 1948

School	W-L	Pct.
Tulane	7-1	.875
Auburn	14-5	.737
*Miss. State	12-5	.706
Alabama	11-5	.688
Georgia Tech	11-7	.611
Kentucky	9-7	.563
Georgia	9-8	.529
Vanderbilt	7-8	.429
LSU	4-10	.286
Florida	3-9	.250
Ole Miss	4-13	.235
Tennessee	3-16	.158

\*Tulane did not play sufficient games to qualify for playoffs.

Miss. State beat Auburn in the playoff, 3 games to none.

## 1949

School	W-L	Pct.
*Miss State	13-3	.813
Alabama	14-4	.778
Kentucky	11-5	.688
Georgia	11-7	.611
Tulane	5-5	.500
Georgia Tech	9-11	.450
Florida	5-7	.417
Auburn	6-10	.375
LSU	5-9	.357
Tennessee	5-9	.357
Vanderbilt	4-8	.333
Ole Miss	2-12	.143

\*Miss. State beat Kentucky in playoffs, 3 games to one.

## 1950

School	W-L	Pct.
Kentucky	11-2	.846
*Alabama	12-4	.750
Miss. State	9-5	.643
Georgia	10-6	.625
Florida	5-3	.625
Ole Miss	5-5	.500
Tennessee	7-9	.437
Georgia Tech	7-11	.389
Auburn	7-12	.368
Vanderbilt	4-13	.235
LSU	2-7	.222
Tulane	1-4	.200

\*Alabama beat Kentucky in the playoffs, 3 games to one.

## 1951

School	W-L	Pct.
Tennessee	16-1	.941
Alabama	13-4-1	.750
Ole Miss	10-4	.714
Florida	9-7	.563
LSU	6-6	.500
Auburn	8-8	.500
Tulane	7-9	.438
Miss. State	6-9	.400
Georgia Tech	8-12	.400
Kentucky	5-9-1	.357
Georgia	6-11	.353
Vanderbilt	0-13-1	.000

\*Playoffs discontinued. Championship based on percentage.

## 1952

School	W-L	Pct.
Florida	12-2	.857
Tulane	11-4	.733
Alabama	12-7	.632
Tennessee	11-7	.611
Auburn	10-8	.556
Kentucky	6-6	.500
LSU	7-9	.438
Georgia Tech	8-11	.421
Miss. State	6-9	.400
Georgia	6-9	.400
Ole Miss	6-10	.375
Vanderbilt	0-14	.000

\*No playoff. Eastern winner conceded title to Florida.

## 1953

School	W-L	Pct.
Miss. State	12-3	.800
*Georgia	12-4	.750
Florida	11-5	.706
Tulane	8-7	.532
Alabama	9-8	.529
Ole Miss	8-9	.471
LSU	7-8	.467
Tennessee	6-7	.462
Georgia Tech	7-10	.413
Kentucky	5-9	.357
Auburn	6-12	.333
Vanderbilt	3-11	.214

\*Georgia beat Miss. State two games to none in playoffs.

## 1954

School	W-L	Pct.
*Georgia	11-4	.733
Ole Miss	6-3	.667
Tulane	10-6	.625
Auburn	8-5	.615
Florida	9-7	.563
Alabama	8-7	.533
Vanderbilt	8-7	.533
Miss. State	7-7	.500
Georgia Tech	6-10	.375
LSU	5-10	.333
Kentucky	4-10	.286
Tennessee	4-10	.286

\*Georgia beat Ole Miss two games to one in playoffs.

## 1955

School	W-L	Pct.
*Alabama	16-2	.888
Ole Miss	10-3	.769
Georgia	12-4	.750
Vanderbilt	10-4	.714
Georgia Tech	10-6	.625
Tennessee	8-6	.571
Florida	7-9	.438
Miss. State	7-9	.438
Auburn	5-11	.313
LSU	4-11	.267
Tulane	3-11	.214
Kentucky	0-12	.000

\*Alabama beat Georgia two games to none in playoffs.

## 1956

School	W-L	Pct.
Florida	13-3	.813
Ole Miss	13-3	.813
Alabama	15-5	.750
Georgia	10-5	.667
Auburn	9-7	.563
Tennessee	7-8	.467
LSU	7-9	.438
Tulane	7-9	.438
Miss. State	6-9	.400
Georgia Tech	4-9	.308
Vanderbilt	3-12	.200
Kentucky	1-12	.077

\*Florida beat Ole Miss two games to none in playoffs.

## 1957

School	W-L	Pct.
*Georgia Tech	13-3	.813
Auburn	11-4	.733
Alabama	13-5	.722
Georgia	10-5	.667
Miss. State	10-5	.667
Ole Miss	9-6	.600
Florida	7-9	.438
Tulane	6-8	.429
LSU	6-8	.429
Tennessee	4-12	.250
Vanderbilt	3-13	.188
Kentucky	2-14	.125

\*Georgia Tech beat Alabama two games to one in playoffs.

## 1958

School	W-L	Pct.
*Auburn	12-3	.800
Florida	11-3	.786
Alabama	11-5	.688
LSU	9-6	.600
Miss. State	8-6	.572
Georgia	10-8	.556
Kentucky	5-4	.556
Ole Miss	7-6	.538
Georgia Tech	5-12	.294
Vanderbilt	2-6	.250
Tulane	2-14	.125
Tennessee	1-10	.091

\*Auburn defeated Alabama two games to none in playoffs.



# ANNUAL STANDINGS

## 1959

### Eastern Division

School	W-L	Pct.	W-L	Pct.
Georgia Tech	11-4	.733	15-4	.789
Florida	8-4	.667	13-8	.619
Auburn	8-4	.667	15-11	.577
Kentucky	9-5	.643	18-8	.692
Georgia	8-12	.400	11-18	.379
Tennessee	4-8	.333	9-9	.500
Vanderbilt	2-13	.133	5-15	.250

### Western Division

School	W-L	Pct.	W-L	Pct.
*Ole Miss	10-3	.769	16-5	.762
Alabama	8-5	.615	8-7	.533
LSU	7-9	.438	16-17	.485
Tulane	5-8	.385	6-9	.400
Miss. State	5-10	.333	12-13	.480

\*Ole Miss defeated Georgia Tech two games to one in championship playoff.

## 1960

### Eastern Division

School	W-L	Pct.
Florida	12-6	.667
Auburn	10-6	.625
Georgia Tech	9-7	.563
Kentucky	9-7	.563
Vanderbilt	5-8	.385
Georgia	6-10	.375
Tennessee	5-12	.364

### Western Division

School	W-L	Pct.
*Ole Miss	12-2	.857
Alabama	9-6	.600
Miss. State	8-8	.500
LSU	6-9	.400
Tulane	1-11	.071

\*Ole Miss defeated Florida two games to none in championship playoff.

## 1961

### Eastern Division

School	W-L	Pct.
Auburn	12-6	.667
Kentucky	10-6	.625
Florida	11-7	.611
Georgia	10-8	.556
Georgia Tech	6-11	.353
Tennessee	6-8	.429
Vanderbilt	2-9	.182

### Western Division

School	W-L	Pct.
*LSU	11-4	.733
Ole Miss	10-5	.667
Miss. State	7-6	.538
Alabama	6-9	.400
Tulane	2-12	.143

\*LSU defeated Auburn two games to none in championship playoff.

## 1962

### Eastern Division

School	W-L	Pct.
*Florida	14-3	.824
Auburn	11-5	.688
Kentucky	9-7	.563
Tennessee	9-7	.563
Georgia	7-7	.500
Georgia Tech	5-12	.294
Vanderbilt	0-16	.000

### Western Division

School	W-L	Pct.
Miss. State	14-1	.933
LSU	8-7	.533
Ole Miss	8-9	.471
Alabama	7-8-1	.469
Tulane	2-13	.133

\*Florida defeated Miss. State two games to one in championship playoff.

## 1963

### Eastern Division

School	W-L	Pct.
*Auburn	15-3	.833
Florida	13-5	.722
Georgia	10-8	.556
Kentucky	8-10	.444
Tennessee	8-10	.444
Georgia Tech	4-13	.235
Vanderbilt	4-13	.235

### Western Division

School	W-L	Pct.
Ole Miss	11-4	.733
LSU	9-7	.563
Miss. State	9-7	.563
Alabama	7-8	.467
Tulane	4-12	.250

\*Florida defeated Ole Miss. two games to one in championship playoff.

## 1964

### Eastern Division

School	W-L	Pct.	W-L	Pct.
*Auburn	12-3	.800	20-5	.800
Florida	13-5	.722	23-11	.676
Kentucky	10-5	.667	16-7	.696
Tennessee	8-9	.471	17-14	.548
Georgia	5-9	.357	9-11	.450
Vanderbilt	4-12	.250	7-14	.333
Georgia Tech	3-10	.231	7-15	.318

### Western Division

School	W-L	Pct.	W-L	Pct.
*Ole Miss	11-1	.917	19-4	.826
Miss. State	7-7	.500	17-12	.586
Alabama	6-8	.429	10-10	.500
LSU	5-7	.417	11-11	.500
Tulane	4-10	.286	12-13	.480

\*Ole Miss defeated Auburn two games to one in championship playoff.

## 1965

### Eastern Division

School	W-L	Pct.	W-L	Pct.
Auburn	10-3	.769	13-7	.650
Florida	9-3	.750	20-13	.686
Tennessee	8-5	.615	14-10	.583
Kentucky	7-7	.500	12-10	.545
Georgia	4-10	.286	12-13	.480
Vanderbilt	1-11	.083	5-12	.294

### Western Division

School	W-L	Pct.	W-L	Pct.
*Miss. State	11-4	.733	13-7	.650
Tulane	9-6	.600	13-10	.565
Ole Miss	8-7	.533	10-12	.455
Alabama	6-10	.375	12-12	.500
LSU	4-11	.267	6-13	.316

\*Miss. State defeated Auburn two games to one in championship playoff.

## 1966

### Eastern Division

School	W-L	Pct.	W-L	Pct.
Tennessee	11-2	.846	22-9	.710
Florida	8-4	.667	23-12	.657
Georgia	7-6	.538	12-10	.545
Auburn	6-7	.462	13-9	.591
Kentucky	5-7	.417	8-10	.444
Vanderbilt	1-12	.077	3-15	.167

### Western Division

School	W-L	Pct.	W-L	Pct.
*Miss. State	11-4	.733	17-9	.654
Ole Miss	10-6	.625	18-14	.563
Alabama	6-6	.500	13-7	.650
Tulane	4-7	.364	17-7	.708
LSU	4-12	.250	9-14	.391

\*Miss. State defeated Tennessee two games to none in championship playoff.

## 1967

### Eastern Division

School	W-L	Pct.	W-L	Pct.
Auburn	15-2	.882	27-7	.794
Florida	14-3	.824	28-8	.778
Kentucky	8-9	.471	14-16	.467
Tennessee	8-9	.471	14-16	.467
Georgia	5-12	.294	8-19	.296
Vanderbilt	1-16	.059	5-19	.208

### Western Division

School	W-L	Pct.	W-L	Pct.
*Ole Miss	9-8	.529	15-14	.517
LSU	9-8	.529	17-13	.567
Miss. State	9-9	.500	17-14	.548
Alabama	9-9	.500	23-21	.523

\*Ole Miss defeated LSU 6-2 in single-game playoff for Western championship. Auburn defeated Ole Miss 2-1 and 9-6 for overall SEC championship.

## 1968

### Eastern Division

School	W-L	Pct.	W-L	Pct.
Florida	14-2	.875	25-13	.658
Tennessee	8-5	.615	20-12	.625
Auburn	9-6	.600	21-11	.656
Georgia	6-8	.429	11-14	.440
Kentucky	6-9	.400	9-16	.360
Vanderbilt	2-15	.118	8-19	.296

### Western Division

School	W-L	Pct.	W-L	Pct.
*Alabama	10-8	.556	22-11	.667
LSU	10-8	.556	20-14	.588
Ole Miss	8-9	.471	20-12	.625
Miss. State	7-10	.412	16-17	.485

\*Alabama defeated LSU 6-4 for Western Title, then beat Florida 3-4, 5-0, 3-0 for SEC.

## 1969

### Eastern Division

School	W-L	Pct.	W-L	Pct.
Florida	13-4	.765	28-17	.636
Tennessee	9-5	.643	19-15	.559
Georgia	9-8	.529	15-12	.556
Kentucky	7-9	.438	15-19	.441
Auburn	7-10	.412	17-15	.531
Vanderbilt	3-12	.200	12-19	.525

### Western Division

School	W-L	Pct.	W-L	Pct.
*Ole Miss	11-5	.688	27-15	.643
Miss. State	11-7	.611	20-10	.667
Alabama	8-9	.471	24-15	.615
LSU	4-13	.235	11-24	.314

\*Ole Miss defeated Florida 8-2 and 4-2 for overall SEC championship.

## 1970

### Eastern Division

School	W-L	Pct.	W-L	Pct.
Tennessee	12-3	.800	24-10	.706
Florida	11-5	.688	27-17	.634
Auburn	9-6	.667	17-16	.515
Georgia	7-9	.438	17-14	.548
Vanderbilt	5-10	.333	24-16	.600
Kentucky	2-12	.143	8-19	.296

### Western Division

School	W-L	Pct.	W-L	Pct.
*Miss. State	11-4	.733	32-8	.800
Ole Miss	11-6	.647	25-8	.758
LSU	5-11	.313	16-19	.457
Alabama	5-11	.313	10-21	.323

\*Miss. State beat Tennessee two of three games (4-8, 4-3, 1-0) for SEC championship.

# ANNUAL STANDINGS



## 1971

### Eastern Division

School	W-L	Pct.	W-L	Pct.
Vanderbilt	11-5	.688	34-19	.642
Auburn	9-7	.563	23-16	.590
Georgia	8-8	.500	14-18	.438
Tennessee	7-7	.500	15-15-1	.500
Kentucky	7-8	.467	18-15	.545
Florida	5-12	.294	19-26	.422

\*Miss. State beat Vanderbilt two straight games (5-1 and 3-1) for SEC championship.

### Western Division

School	W-L	Pct.	W-L	Pct.
*Miss. State	13-5	.722	32-12	.727
LSU	10-8	.556	20-16	.556
Ole Miss	7-11	.389	16-21	.432
Alabama	6-12	.333	18-24	.429

## 1978

### Eastern Division

School	W-L	Pct.	W-L	Pct.
Florida	18-4	.818	34-15	.694
Georgia	11-12	.478	30-19	.612
Tennessee	11-12	.478	25-21	.543
Vanderbilt	10-13	.435	31-17	.646
Kentucky	6-15	.285	20-25	.444

\*Auburn won the SEC tournament by beating Georgia 8-7, in 12 innings, Miss. State 10-7, then after losing 2-3 to Miss. State, beating Miss. State 8-5.

### Western Division

School	W-L	Pct.	W-L	Pct.
*Auburn	15-8	.652	33-21	.611
Miss. State	13-8	.619	38-18	.671
Ole Miss	12-11	.522	27-21	.563
Alabama	10-11	.476	23-20	.539
LSU	6-18	.250	12-34	.261

## 1972

### Eastern Division

School	W-L	Pct.	W-L	Pct.
Vanderbilt	13-3	.813	35-15-1	.695
Tennessee	7-6	.538	19-14	.576
Auburn	7-6	.538	18-17	.514
Florida	7-7	.500	23-21	.523
Kentucky	4-8	.333	16-10-1	.611
Georgia	4-12	.250	12-22	.353

\*Ole Miss beat Vanderbilt two straight games (5-3 and 5-4) for SEC championship.

### Western Division

School	W-L	Pct.	W-L	Pct.
*Ole Miss	15-3	.833	28-16	.636
Alabama	7-11	.389	21-14-1	.597
Miss. State	7-11	.389	24-16	.600
LSU	7-11	.389	21-21	.500

## 1979

### Eastern Division

School	W-L	Pct.	W-L	Pct.
Florida	16-8	.667	40-20	.667
Kentucky	13-11	.542	29-18	.617
Georgia	11-11	.500	24-18	.571
Tennessee	10-14	.417	25-22	.532
Vanderbilt	8-14	.364	21-25	.457

\*Miss. State won the tournament by beating Kentucky 6-5, LSU 12-5 and Florida 12-11.

### Western Division

School	W-L	Pct.	W-L	Pct.
*Miss. State	17-2	.895	48-12	.800
LSU	13-7	.650	34-20	.630
Ole Miss	9-10	.474	24-13	.649
Auburn	7-14	.333	21-21	.500
Alabama	4-17	.190	18-27	.400

## 1973

### Eastern Division

School	W-L	Pct.	W-L	Pct.
*Vanderbilt	11-5	.688	36-16	.692
Tennessee	9-7	.563	20-15	.571
Florida	9-7	.563	23-21	.523
Georgia	7-8	.467	13-16	.448
Auburn	7-9	.438	20-19	.513
Kentucky	4-11	.267	16-19-1	.458

\*Vanderbilt beat Alabama two straight games (5-1 and 13-7) for SEC championship.

### Western Division

School	W-L	Pct.	W-L	Pct.
Alabama	12-4	.750	21-14	.600
LSU	6-7	.462	18-13	.581
Ole Miss	5-8	.385	14-12-1	.537
Miss. State	5-9	.357	16-14-1	.532

## 1980

### Eastern Division

School	W-L	Pct.	W-L	Pct.
Florida	16-8	.667	40-16	.714
*Vanderbilt	13-9	.591	34-21-1	.616
Georgia	9-10	.474	33-12-1	.728
Kentucky	8-11	.421	25-21	.543
Tennessee	6-14	.300	23-21	.523

\*Vanderbilt won the SEC tournament. After losing to Auburn 2-3, they beat Florida 11-7, Ole Miss 21-0, and Auburn 16-3 and 13-0.

### Western Division

School	W-L	Pct.	W-L	Pct.
Auburn	15-8	.652	27-24	.530
Ole Miss	9-9	.500	24-22	.535
Miss. State	10-11	.476	31-19	.620
LSU	8-9	.471	23-19	.548
Alabama	8-13	.381	18-28	.391

## 1974

### Eastern Division

School	W-L	Pct.	W-L	Pct.
*Vanderbilt	11-4	.733	37-22-1	.625
Auburn	11-6	.647	31-13	.705
Tennessee	10-7	.588	29-15	.659
Florida	7-9	.438	23-20-1	.534
Kentucky	6-9	.400	21-21	.500
Georgia	3-13	.188	10-18	.357

\*Vanderbilt beat Alabama two straight games (12-8 and 2-1) for SEC championship.

### Western Division

School	W-L	Pct.	W-L	Pct.
Alabama	10-5	.667	37-16	.698
Miss. State	8-9	.471	13-14	.481
Ole Miss	7-8	.467	18-15	.545
LSU	7-10	.412	18-17	.514

## 1981

### Eastern Division

School	W-L	Pct.	W-L	Pct.
*Florida	16-7	.696	42-17	.712
Kentucky	13-9-1	.591	39-16-1	.709
Tennessee	10-13	.435	21-28	.429
Vanderbilt	9-12-1	.429	26-25-1	.509
Georgia	8-15	.348	23-23	.500

\*Florida won the SEC tournament by beating Alabama 3-2, Miss. State 8-3 and Kentucky 11-5.

### Western Division

School	W-L	Pct.	W-L	Pct.
Miss. State	17-6	.739	46-17	.730
Alabama	17-6-1	.739	41-15-1	.759
Ole Miss	8-14-1	.364	24-24-1	.500
LSU	7-14	.333	23-30	.434
Auburn	7-16	.304	27-27	.500

## 1975

### Eastern Division

School	W-L	Pct.	W-L	Pct.
Georgia	11-4	.733	21-15-1	.581
Tennessee	10-7	.588	32-16	.667
Kentucky	7-8	.467	20-23	.465
Vanderbilt	7-9	.438	30-29-1	.508
Auburn	7-9	.438	22-20	.524
Florida	6-11	.353	23-25	.479

\*LSU beat Georgia two straight games (6-5 and 8-3) for SEC championship.

### Western Division

School	W-L	Pct.	W-L	Pct.
*LSU	19-3	.863	40-16	.714
Ole Miss	10-12	.455	25-19-1	.567
Alabama	9-13	.409	34-32	.515
Miss. State	6-16	.273	16-24	.320

## 1982

### Eastern Division

School	W-L	Pct.	W-L	Pct.
*Florida	14-8	.636	34-24-1	.585
Tennessee	13-9	.591	28-17	.622
Georgia	12-10	.545	28-29	.596
Vanderbilt	11-12	.478	28-17	.622
Kentucky	6-17	.261	23-32	.419

\*Florida won the SEC tournament by beating Alabama 7-3, Ole Miss 8-7 and after losing to Tennessee 7-10, beating Tennessee 9-3.

### Western Division

School	W-L	Pct.	W-L	Pct.
Ole Miss	15-6	.714	33-19	.635
Alabama	12-10	.545	32-21	.604
Miss. State	11-13	.458	28-23	.549
LSU	9-13	.409	26-25	.510
Auburn	8-13	.381	27-20	.574

## 1976

### Eastern Division

School	W-L	Pct.	W-L	Pct.
*Kentucky	15-9	.625	28-18	.609
Tennessee	15-9	.625	33-17	.660
Vanderbilt	12-12	.500	27-23	.540
Florida	10-13	.435	21-27	.438
Georgia	7-16	.304	21-27	.438

\*Kentucky beat Tennessee 8-5 for Eastern title. Auburn beat Kentucky 2 of 3 games (6-7, 6-0 and 14-6) for SEC championship.

### Western Division

School	W-L	Pct.	W-L	Pct.
**Auburn	12-7	.632	37-15	.712
Miss. State	11-12	.478	28-17	.622
LSU	11-12	.478	19-23	.452
Alabama	10-11	.476	25-18	.481
Ole Miss	11-13	.458	18-18-1	.5

## 1983

### Eastern Division

School	W-L	Pct.	W-L	Pct.
Florida	14-7	.667	38-14	.731
Tennessee	12-7	.632	26-16	.619
Georgia	11-9	.550	29-19	.604
Kentucky	6-11	.353	31-14	.689
Vanderbilt	6-15	.286	22-23-1	.478

\*Alabama won the SEC tournament by defeating Florida 15-2, Tennessee 8-6 and Miss. State 10-9.

### Western Division

School	W-L	Pct.	W-L	Pct.
Miss. State	17-5	.773	42-15	.737
*Alabama	14-7	.667	46-11	.807
Ole Miss	10-12	.455	26-18-1	.578
LSU	9-12	.429	28-21	.571
Auburn	4-18	.182	15-33	.313

## 1977

### Eastern Division

School	W-L	Pct.	W-L	Pct.
*Florida	14-9	.609	39-19	.672
Vanderbilt	13-10	.565	25-25-1	.500
Tennessee	11-12	.478	24-24-1	.500
Kentucky	10-12	.455	22-20	.523
Georgia	9-14	.391	22-24	.478

\*Ole Miss won first SEC Tournament (def. VU 9-7, loss 5-4 to UF, def. MSU 11-3 and UF 7-6 and 7-4).

### Western Division

School	W-L	Pct.	W-L	Pct.
*Ole Miss	15-9	.625	40-18	.690
Miss. State	11-9	.550	33-15	.688
Auburn	11-9	.550	28-18	.609
Alabama	10-9	.526	27-18	.600
LSU	4-15	.211	17-27	.386

## 1984

### Eastern Division

School
--------



# ANNUAL STANDINGS

## 1985

### Eastern Division

School	W-L	Pct.	W-L	Pct.
Florida	15-6	.714	43-18	.705
Georgia	11-11	.500	33-23	.589
Vanderbilt	10-13	.435	35-16	.686
Kentucky	10-13	.435	28-24	.538
Tennessee	10-13	.435	26-23	.531

### Western Division

School	W-L	Pct.	W-L	Pct.
LSU	17-7	.708	41-18	.695
*Miss. State	16-8	.667	50-15	.769
Auburn	11-12	.478	30-22	.577
Alabama	10-14	.417	30-23	.566
Ole Miss	5-18	.217	20-28	.417

\*Miss. State won the SEC tournament by defeating Florida 8-3, Georgia 2-0 and Georgia 8-3.

## 1986

### Eastern Division

School	W-L	Pct.	W-L	Pct.
Florida	14-13	.519	27-26	.509
Miss. State	12-15	.444	34-21	.618
Tennessee	10-17	.370	27-23	.540
Vanderbilt	9-18	.333	25-29	.463
Kentucky	7-21	.250	25-28	.472

### Western Division

School	W-L	Pct.	W-L	Pct.
LSU	22-5	.815	49-9	.845
Alabama	18-9	.667	43-20	.683
Auburn	15-12	.556	31-24	.564
Georgia	14-13	.519	35-24	.593
Ole Miss	14-13	.519	38-17	.691

LSU won the SEC tournament by defeating Georgia 10-6, Alabama 10-7 and Georgia 8-4.  
(Note: 1986 was first season of round-robin competition among conference schools.)

## 1987

### Eastern Division

School	W-L	Pct.	W-L	Pct.
Georgia	18-8	.692	42-21	.667
Florida	17-9	.654	32-24	.571
Kentucky	16-11	.593	49-15	.727
Vanderbilt	7-20	.259	27-25	.519
Tennessee	5-18	.217	17-27	.386

### Western Division

School	W-L	Pct.	W-L	Pct.
Auburn	18-9	.667	42-18	.700
*Miss. State	13-13	.500	39-22	.639
Alabama	11-14	.440	25-26	.490
Ole Miss	11-16	.407	25-25-1	.500
LSU	10-10	.583	46-19	.708

\*Miss. State won the SEC tournament by defeating Georgia 6-5, Florida 5-4, Auburn 4-3 and LSU 13-3.

## 1988

### Eastern Division

School	W-L	Pct.	W-L	Pct.
*Florida	21-6	.777	48-19-1	.713
Kentucky	18-9	.667	38-25	.603
Georgia	11-16	.407	29-28	.509
Vanderbilt	11-16	.407	30-23	.566
Tennessee	9-18	.333	21-29	.420

### Western Division

School	W-L	Pct.	W-L	Pct.
Miss. State	17-10	.630	44-20	.688
Auburn	16-10	.615	39-16	.709
LSU	16-11	.593	29-21	.650
Alabama	9-17	.346	27-26	.509
Ole Miss	6-21	.222	24-29	

\*Florida won the SEC Tournament by defeating Auburn 4-3, LSU 7-2 and Miss. State 3-1 and 5-3, after losing to Georgia 8-3 in the opening game.

## 1989

### Eastern Division

School	W-L	Pct.	W-L	Pct.
Florida	14-10	.583	44-22	.667
Georgia	15-11	.577	37-25	.597
Vanderbilt	11-15-1	.426	31-21-2	.593
Kentucky	10-17	.370	28-25-1	.528
Tennessee	4-23	.148	23-36	.390

### Western Division

School	W-L	Pct.	W-L	Pct.
Miss. State	20-5	.800	54-14	.794
LSU	18-9	.667	55-17	.764
Alabama	15-11	.577	32-24	.571
*Auburn	12-12	.500	44-20	.688
Ole Miss	9-15-1	.380	34-21-1	.616

\*Auburn won the SEC Tournament by defeating Miss. State 5-3, LSU 8-5, Florida 4-2 and Georgia 2-1.

## 1990

### Eastern Division

School	W-L	Pct.	W-L	Pct.
Georgia	18-9	.667	52-19	.732
Vanderbilt	12-13	.480	28-30	.483
Florida	11-12	.478	29-30	.492
Tennessee	9-18	.333	28-31	.475
Kentucky	8-18	.308	27-29	.482

### Western Division

School	W-L	Pct.	W-L	Pct.
*LSU	20-7	.741	54-19	.740
*Miss. State	17-9	.654	50-21	.704
Auburn	13-13	.500	34-24	.586
Alabama	10-13	.435	34-21	.618
Ole Miss	10-16	.385	23-29	.442

\*LSU and Mississippi State declared tournament co-champions by Commissioner Roy Kramer after lightning and rain ended play in the 1990 tournament. Game 11 of the tournament was called with one out in the bottom of the fourth inning with LSU leading 6-0.

## 1991

### Eastern Division

School	W-L	Pct.	W-L	Pct.
Kentucky	13-12	.520	41-20	.672
Tennessee	13-13	.500	41-19	.683
Ole Miss	9-15	.375	31-24	.564
Vanderbilt	8-19	.296	29-28	.509
Georgia	7-19	.269	27-31	.466

### Western Division

School	W-L	Pct.	W-L	Pct.
LSU	19-7	.731	55-18	.753
*Florida	16-8	.667	51-21	.708
Miss. State	12-9	.571	42-21	.667
Alabama	14-11	.560	42-20	.677
Auburn	14-12	.538	35-24	.593

\*Florida won the SEC Tournament by defeating Auburn 8-7, Alabama 4-3 and LSU 7-1 and 8-4.

## 1992

### Eastern Division

School	W-L	Pct.	W-L	Pct.
Florida	16-8	.667	44-20	.688
S. Carolina	13-11	.542	42-22	.656
Georgia	12-11	.522	35-25	.583
Vanderbilt	11-12	.478	29-24-1	.546
Tennessee	10-14	.417	35-20	.636
Kentucky	10-14	.417	33-23	.589

### Western Division

School	W-L	Pct.	W-L	Pct.
*LSU	18-6	.750	50-16	.758
Miss. State	15-9	.625	40-22	.645
Arkansas	10-13	.435	31-26	.544
Auburn	10-14	.417	30-25	.545
Ole Miss	9-14	.391	29-26	.527
Alabama	8-16	.333	34-21	.618

\*Miss. State won the SEC tournament by defeating Florida 8-3, Georgia 2-0 and Georgia 8-3.

## 1993

### Eastern Division

School	W-L	Pct.	W-L	Pct.
*Tennessee	20-10	.667	45-20	.692
S. Carolina	15-10-1	.596	39-20-1	.658
Kentucky	14-14-1	.500	38-23-1	.621
Florida	12-14	.462	33-25	.569
Vanderbilt	11-15-1	.426	32-23-1	.580
Georgia	10-18	.357	30-29	.508

### Western Division

School	W-L	Pct.	W-L	Pct.
*LSU	18-8-1	.685	53-17-1	.754
Auburn	17-11	.607	40-23	.635
Miss. State	17-12	.586	41-21	.661
Arkansas	11-16	.407	33-26	.559
Alabama	9-15	.375	27-25	.519
Ole Miss	8-19	.296	31-25	.554

\*Tennessee won the Eastern Division Tournament and LSU won the Western Division Tournament, clinching their respective division championships. LSU on the basis of conference winning percentage was named SEC champion.

## 1994

### Eastern Division

School	W-L	Pct.	W-L	Pct.
*Tennessee	24-5	.829	52-14	.788
Florida	16-9	.640	40-23	.635
Kentucky	11-14	.440	32-25	.561
S. Carolina	11-15	.423	35-23	.603
Vanderbilt	10-20	.333	28-30	.483
Georgia	9-19	.321	22-35	.386

### Western Division

School	W-L	Pct.	W-L	Pct.
*LSU	21-6	.778	46-20	.697
Miss. State	15-12	.556	36-23	.610
Auburn	16-13	.552	44-21	.677
Arkansas	13-13	.500	30-27	.526
Ole Miss	12-14	.462	30-26	.536
Alabama	4-22	.154	21-35	.375

\*Tennessee won the Eastern Division Tournament and LSU won the Western Division Tournament, clinching their respective division championships. Tennessee on the basis of conference winning percentage was named SEC champion.

## 1995

### Eastern Division

School	W-L	Pct.	W-L	Pct.
*Tennessee	22-8	.733	54-16	.771
Florida	12-14	.462	32-24	.571
S. Carolina	12-14	.462	32-25	.561
Georgia	9-17	.346	29-29	.500
Kentucky	10-19	.345	29-32	.475
Vanderbilt	8-19	.296	26-30	.464

### Western Division

School	W-L	Pct.	W-L	Pct.
Auburn	19-8	.704	50-13	.794
*Alabama	18-11	.621	42-23	.646
LSU	17-12	.586	47-18	.723
Ole Miss	14-12	.539	40-22	.645
Arkansas	13-15	.464	38-23	.623
Miss. State	11-16	.407	34-25	.576

\*Tennessee won the Eastern Division Tournament and Alabama won the Western Division Tournament. Tennessee clinched the Eastern Division Championship and Auburn won the Western Division Championship. Tennessee, on the basis of conference winning percentage, was named SEC champion.

## 1996

### Eastern Division

School	W-L	Pct.	W-L	Pct.
*Florida	20-10	.667	50-18	.735
Tennessee	18-12	.600	43-20	.683
Kentucky	15-14	.517	35-24	.593
Vanderbilt	14-16	.467	29-25	.537
S. Carolina	13-17	.433	25-28	.472
Georgia	8-21	.276	24-30	.444

### Western Division

School	W-L	Pct.	W-L	Pct.
*Alabama	20-10	.667	50-19	.725
*LSU	20-10	.667	52-15	.776
Miss. State	17-13	.567	38-24	.613
Arkansas	15-15	.500	39-20	.661
Auburn	12-18	.400	32-24	.571
Ole Miss	7-23	.233	24-30	.444

\*Alabama won the SEC Tournament by defeating Kentucky 3-2, Tennessee 3-1, losing to Florida 3-7, defeating Kentucky 16-18 and Florida 10-5 and 15-5. Alabama, Florida and LSU tied for the SEC Championship.

## 1997

### Eastern Division

School	W-L	Pct.	W-L	Pct.
Florida	17-13	.567	40-24	.625
Tennessee	17-13	.567	42-19	.689
^Vanderbilt	14-16	.467	31-24	.564
S. Carolina	13-17	.433	33-24	.579
Kentucky	10-20	.333	20-34-1	.373
Georgia	8-22	.267	28-27	.509

# ANNUAL STANDINGS



## 1998

### Eastern Division

School	W-L	Pct.	W-L	Pct.
*Florida	21-8	.734	46-18	.719
S. Carolina	19-10	.655	44-18	.710
Kentucky	12-18	.400	26-31	.456
Tennessee	11-17	.393	36-20	.643
Georgia	8-21	.276	24-30	.444
Vanderbilt	6-24	.200	25-28	.472

\*Auburn won the SEC Tournament by defeating Alabama 11-8, Florida 6-4, losing to Alabama 4-3, defeating Alabama 9-1 and Arkansas 7-5. Florida, on the basis of conference winning percentage, was named SEC champion.

### Western Division

School	W-L	Pct.	W-L	Pct.
LSU	21-9	.700	48-19	.716
Alabama	19-10	.655	46-18	.719
*Auburn	16-12	.571	46-18	.719
Miss. State	14-15	.483	42-23	.646
Arkansas	13-14	.481	38-21	.644
Ole Miss	13-15	.464	30-23	.566

## 1999

### Eastern Division

School	W-L	Pct.	W-L	Pct.
S. Carolina	15-15	.500	35-23	.603
Kentucky	13-17	.433	25-32	.439
Florida	13-17	.433	31-25	.554
Tennessee	10-20	.333	28-28	.500
Georgia	8-20-1	.293	25-30-1	.455
Vanderbilt	8-22	.267	22-33	.400

### Western Division

School	W-L	Pct.	W-L	Pct.
*Arkansas	22-8	.733	42-23	.646
*Alabama	21-9	.700	53-16	.768
LSU	18-11-1	.617	41-24-1	.629
Auburn	18-12	.600	46-19	.708
Ole Miss	17-13	.567	34-28	.548
Miss. State	15-14	.517	42-21	.667

## 2000

### Eastern Division

School	W-L	Pct.	W-L	Pct.
*S. Carolina	25-5	.833	56-10	.848
Florida	18-11-1	.617	44-23-1	.654
Georgia	14-15	.483	32-26	.564
Kentucky	12-16-1	.431	38-20-1	.653
Tennessee	10-18	.357	40-23	.635
Vanderbilt	5-24	.172	21-33	.389

\*LSU won the SEC Tournament by defeating Georgia 11-3, Alabama 18-12 and 6-5 and Florida 9-6. South Carolina, on the basis of conference winning percentage, was named SEC champion.

### Western Division

School	W-L	Pct.	W-L	Pct.
*LSU	19-10	.655	52-17	.754
Miss. State	17-10	.630	41-20	.672
Auburn	17-13	.567	41-20	.672
Alabama	16-14	.533	41-24	.631
Ole Miss	12-17	.414	30-25	.545
Arkansas	8-20	.286	24-30	.444

## 2001

### Eastern Division

School	W-L	Pct.	W-L	Pct.
*Georgia	20-10	.667	47-22	.681
Tennessee	18-12	.600	48-20	.706
S. Carolina	17-13	.567	49-20	.710
Florida	16-14	.533	35-27	.565
Vanderbilt	9-21	.300	24-31	.436
Kentucky	7-23	.233	22-34	.393

\*Mississippi State won the SEC Tournament by defeating LSU 4-1 in front of 10,023, the third largest crowd to witness a SEC Tournament game. Georgia, on the basis of conference winning percentage, was named SEC champion.

### Western Division

School	W-L	Pct.	W-L	Pct.
LSU	18-12	.600	44-22-1	.664
*Miss. State	17-13	.567	39-24	.619
Ole Miss	17-13	.567	39-23-1	.627
Auburn	15-15	.500	37-21	.638
Alabama	15-15	.500	32-23	.582
Arkansas	11-19	.367	27-29	.482

## 2002

### Eastern Division

School	W-L	Pct.	W-L	Pct.
*S. Carolina	21-8	.724	57-18	.760
Florida	20-10	.667	46-19	.708
Georgia	15-15	.500	32-29	.525
Tennessee	12-18	.400	27-28	.491
Vanderbilt	7-21	.250	24-27	.471
Kentucky	6-24	.200	17-36	.321

\*Western Division champion Alabama won the SEC Tournament by defeating South Carolina 6-2 in front of 13,367, the third largest crowd to witness a SEC Tournament game and second largest to witness the championship game. South Carolina won the overall SEC championship and advanced to the championship game of the College World Series.

### Western Division

School	W-L	Pct.	W-L	Pct.
*Alabama	20-10	.667	51-15	.773
LSU	19-10	.655	44-22	.667
Auburn	15-15	.500	34-26	.567
Miss. State	14-15	.483	34-24-1	.585
Arkansas	13-14	.481	35-28	.556
Ole Miss	14-16	.467	37-19	.661

## 2003

### Eastern Division

School	W-L	Pct.	W-L	Pct.
*S. Carolina	19-11	.633	45-22	.672
Vanderbilt	14-16	.467	27-28	.491
Florida	13-16-1	.450	37-21-1	.636
Tennessee	13-17	.433	31-24	.564
Georgia	10-20	.333	29-26	.527
Kentucky	9-20	.310	24-32	.429

\*Alabama won their second straight SEC Tournament by defeating LSU 10-3 in front of 11,705, the sixth largest crowd to witness a SEC Tournament game and third largest to witness the championship game. LSU won the overall SEC and Western Division Championship, while South Carolina won the East. Both advanced to Omaha.

### Western Division

School	W-L	Pct.	W-L	Pct.
*LSU	20-9-1	.683	45-22-1	.669
Auburn	18-12	.600	42-21	.663
Miss. State	17-12	.586	42-20-1	.675
Ole Miss	17-13	.567	35-27	.565
*Alabama	14-16	.467	38-24	.613
Arkansas	14-16	.467	35-22	.614

## 2004

### Eastern Division

School	W-L	Pct.	W-L	Pct.
*Georgia	19-11	.633	45-23	.662
*S. Carolina	17-13	.567	53-17	.757
Florida	17-13	.567	43-22	.662
Vanderbilt	16-14	.533	45-19	.703
Tennessee	14-16	.467	38-24	.613
Kentucky	7-23	.233	24-30	.444

### Western Division

School	W-L	Pct.	W-L	Pct.
*Arkansas	19-11	.683	45-24	.652
*LSU	18-12	.600	46-19	.708
Ole Miss	18-12	.600	39-21	.650
Miss. State	13-17	.433	35-24	.593
Auburn	12-18	.400	32-24	.571
Alabama	10-20	.333	29-26	.527

\*South Carolina won their first ever SEC Tournament by defeating Vanderbilt 3-2. Georgia and Arkansas won their respective divisional championships and shared the overall title. Both teams, along with South Carolina and LSU, advanced to the College World Series. This was the second time (1997) the SEC sent four teams to Omaha.

## 2005

### Eastern Division

School	W-L	Pct.	W-L	Pct.
*Florida	20-10	.667	48-23	.676
Tennessee	18-11	.621	46-21	.687
S. Carolina	16-14	.533	41-23	.641
Vanderbilt	13-17	.433	34-21	.618
Georgia	12-17	.414	30-25	.545
Kentucky	7-22	.241	29-27	.518

### Western Division

School	W-L	Pct.	W-L	Pct.
LSU	18-12	.600	40-22	.645
Ole Miss	18-12	.600	48-20	.706
Alabama	17-13	.567	40-23	.635
*Miss. State	13-16	.448	42-22	.656
Auburn	13-17	.433	34-26	.567
Arkansas	13-17	.433	39-22	.639

\*Mississippi State won their second SEC Tournament in the last five years by defeating Ole Miss 4-1 in front of a crowd of 12,290. Florida won the regular season championship. Tennessee and Florida advanced to the College World Series, with Florida advancing to the national championship series.

## 2006

### Eastern Division

School	W-L	Pct.	W-L	Pct.
*Kentucky	20-10	.667	44-17	.721
Georgia	18-12	.600	47-23	.671
Vanderbilt	16-14	.533	38-27	.585
S. Carolina	15-15	.500	41-25	.621
Tennessee	11-18	.379	31-24	.564
Florida	10-20	.333	28-28	.500

### Western Division

School	W-L	Pct.	W-L	Pct.
*Alabama	20-10	.667	44-21	.667
Arkansas	18-12	.600	39-21	.650
*Ole Miss	17-13	.567	44-22	.667
LSU	13-17	.433	35-24	.593
Miss. State	12-17	.414	37-23	.617
Auburn	9-21	.300	22-34	.393

\*Ole Miss won their second SEC Tournament in nearly 30 years by defeating Vanderbilt 9-3 in front of a crowd of nearly 10,000. Kentucky and Alabama shared the regular season championship. For Kentucky and second-year coach John Cohen, it was the first in school history. Georgia advanced to the College World Series.

## 2007

### Eastern Division

School	W-L	Pct.	W-L	Pct.
*Vanderbilt	22-8	.733	54-13	.806
S. Carolina	17-13	.567	46-20	.697
Florida	15-15	.500	29-30	.492
Tennessee	13-15	.464	34-25	.576
Kentucky	13-16-1	.450	34-19-1	.639
Georgia	11-19	.367	23-33	.411

### Western Division

School	W-L	Pct.	W-L	Pct.
*Arkansas	18-12	.600	43-21	.672
*Miss. State	15-13	.536	38-22	.633
*Ole Miss	16-14	.533	40-25	.615
Alabama	15-15	.500	31-26	.544
LSU	12-17-1	.417	29-26-1	.527
Auburn	10-20	.333	31-25	.554

\*Vanderbilt won both the SEC Regular Season Championship and the SEC Tournament Title, the first since 1980 for each of those accomplishments. Arkansas won their third Western Division Championship. Ole Miss advanced to their third consecutive NCAA Super Regional while Mississippi State advanced to the College World Series for the first time since 1998.

## 2008

### Eastern Division

School	W-L	Pct.	W-L	Pct.
*Georgia	20-9-1	.683	45-25-1	.641
Florida	17-13	.567	34-24	.586
Kentucky	16-14	.533	44-19	.698
Vanderbilt	15-14	.517	41-22	.651
S. Carolina	15-15	.500	40-23	.635
Tennessee	12-18	.400	27-29	.482

### Western Division

School	W-L	Pct.	W-L	Pct.
*LSU	18-11-1	.617	49-19-1	.717
Alabama	16-14	.533	35-28	.556
Ole Miss	15-15	.500	39-26	.600
Arkansas	14-15	.483	34-24	.586
Auburn	11-19	.367	28-28	.500
Miss. State	9-21	.300	23-33	.411

\*Georgia won both the SEC Regular Season Championship while LSU won the SEC Western Division and the SEC Tournament. Georgia and LSU both advanced to the College World Series, with Georgia advancing to the National Championship Series where they dropped a decisive game three. It marked the third time this decade an SEC team finished national runner-up.



# ANNUAL STANDINGS

## 2009

### Eastern Division

School	W-L	Pct.	W-L	Pct.
*Florida	19-11	.633	42-22	.656
S. Carolina	17-13	.567	40-23	.635
Georgia	15-15	.500	38-24	.627
Vanderbilt	12-17	.414	37-27	.578
Kentucky	12-18	.400	28-26	.519
Tennessee	11-19	.367	26-29	.473

### Western Division

School	W-L	Pct.	W-L	Pct.
*LSU	20-10	.667	56-17	.767
*Ole Miss	20-10	.667	44-20	.688
Alabama	18-11	.621	37-21	.638
Arkansas	14-15	.483	41-24	.631
Auburn	11-19	.367	31-25	.554
Miss. State	9-20	.310	25-29	.463

\*LSU and Ole Miss split the SEC Regular Season Championship while LSU won the SEC Tournament. Florida won the Eastern Division. Arkansas and LSU both advanced to the College World Series, with LSU advancing to the National Championship Series where they defeated Texas for the national championship. It marked the seventh national championship for the SEC since 1990 and the sixth for LSU.

## 2010

### Eastern Division

School	W-L	Pct.	W-L	Pct.
*Florida	22-8	.733	43-21	.734
S. Carolina	21-9	.700	54-16	.771
Vanderbilt	16-12	.571	46-20	.697
Kentucky	13-17	.433	31-25	.554
Tennessee	12-18	.400	30-26	.536
Georgia	5-23	.179	16-37	.302

### Western Division

School	W-L	Pct.	W-L	Pct.
*Auburn	20-10	.667	43-21	.672
Arkansas	18-12	.600	43-21	.672
Ole Miss	16-14	.533	39-24	.619
Alabama	15-15	.500	42-25	.627
LSU	14-16	.467	41-22	.651
Miss. State	6-24	.200	23-33	.411

\*Florida won the SEC Championship while LSU won the SEC Tournament for the third straight season. Auburn won the Western Division, advancing to Hoover for the first time since 2003. Florida and South Carolina both advanced to the College World Series, with South Carolina advancing to the National Championship Series where they defeated UCLA for the national championship. It marked the eighth national championship for the SEC since 1990 and the first for South Carolina.

## 2011

### Eastern Division

School	W-L	Pct.	W-L	Pct.
*S. Carolina	22-8	.733	55-14	.797
*Florida	22-8	.733	53-19	.736
*Vanderbilt	22-8	.733	54-12	.818
Georgia	16-14	.533	33-32	.508
Kentucky	8-22	.267	25-30	.455
Tennessee	7-23	.233	25-29	.463

### Western Division

School	W-L	Pct.	W-L	Pct.
*Arkansas	15-15	.500	40-22	.645
Miss. State	14-16	.467	38-25	.603
Alabama	14-16	.467	35-28	.556
Auburn	14-16	.467	29-29	.500
LSU	13-17	.433	36-20	.643
Ole Miss	13-17	.433	30-25	.545

\*Florida, South Carolina and Vanderbilt all split the regular season SEC Championship, while Florida won the SEC Tournament. Arkansas won the Western Division. Florida, South Carolina and Vanderbilt all advanced to the College World Series, with South Carolina and Florida advancing to the National Championship Series in an All-SEC matchup for the national title. South Carolina won the series, the ninth national championship for the SEC since 1990 and the second in a row for the Gamecocks.

## 2012

### Eastern Division

School	W-L	Pct.	W-L	Pct.
*S. Carolina	18-11	.621	49-20	.710
Florida	18-12	.600	47-20	.701
Kentucky	18-12	.600	45-18	.714
Vanderbilt	16-14	.533	35-28	.556
Georgia	14-15	.483	31-26	.544
Tennessee	8-22	.267	24-31	.436

### Western Division

School	W-L	Pct.	W-L	Pct.
*LSU	19-11	.633	47-18	.723
Arkansas	16-14	.533	46-22	.676
*Miss. State	16-14	.533	40-24	.625
Ole Miss	14-16	.467	37-26	.587
Auburn	13-17	.433	31-28	.525
Alabama	9-21	.300	21-34	.382

\*LSU won the regular season SEC Championship, while Mississippi State won the SEC Tournament. South Carolina won the Eastern Division. South Carolina and Arkansas advanced to the College World Series, with South Carolina advancing to their third straight National Championship Series, the fifth in a row for the SEC.

## 2013

### Eastern Division

School	W-L	Pct.	W-L	Pct.
Vanderbilt	26-3	.897	54-12	.818
S. Carolina	17-12	.586	43-20	.683
Florida	14-16	.467	29-30	.492
Kentucky	11-19	.367	30-25	.545
Missouri	10-20	.333	18-32	.360
Tennessee	8-20	.286	22-30	.423
Georgia	7-20	.259	21-32	.396

### Western Division

School	W-L	Pct.	W-L	Pct.
LSU	23-7	.767	57-11	.838
Arkansas	18-11	.621	39-22	.639
Miss. State	16-14	.533	51-20	.718
Ole Miss	15-15	.500	38-24	.613
Alabama	14-15	.483	35-28	.556
Texas A&M	13-16	.448	34-29	.540
Auburn	13-17	.433	33-23	.589

\*Vanderbilt won the SEC Championship with an all-time SEC best record of 26-3, while LSU won the SEC Western Division and the SEC Tournament. LSU and Mississippi State advanced to the College World Series, with Mississippi State advancing to the National Championship Series, the sixth in a row for the SEC.

## 2014

### Eastern Division

School	W-L	Pct.	W-L	Pct.
Florida	21-9	.700	40-23	.635
S. Carolina	18-12	.600	44-18	.710
Vanderbilt	17-13	.567	51-21	.708
Kentucky	14-16	.467	37-25	.597
Tennessee	12-18	.400	31-23	.574
Georgia	11-18-1	.383	26-29-1	.473
Missouri	6-24	.200	20-33	.377

### Western Division

School	W-L	Pct.	W-L	Pct.
Ole Miss	19-11	.633	48-21	.696
LSU	17-11-1	.603	46-16-1	.738
Miss. State	18-12	.600	39-24	.619
Arkansas	16-14	.533	40-25	.615
Alabama	15-14	.517	37-24	.607
Texas A&M	14-16	.467	36-26	.581
Auburn	10-20	.333	28-28	.500

\*Florida won the SEC Championship for the first time since splitting the regular-season crown in 2011 ... Ole Miss captured the SEC Western Division for the first time since 2009 ... LSU won SEC Baseball Tournament ... Vanderbilt and Ole Miss both advanced to the College World Series, with the Commodores capturing their first NCAA Championship.

## 2015

### Eastern Division

School	W-L	Pct.	W-L	Pct.
Vanderbilt	20-10	.667	51-21	.708
Florida	19-11	.633	52-18	.743
Missouri	15-15	.500	30-28	.517
Kentucky	14-15	.483	30-25	.545
South Carolina	13-17	.433	32-25	.561
Tennessee	11-18	.379	24-26	.480
Georgia	10-19	.345	26-28	.481

### Western Division

School	W-L	Pct.	W-L	Pct.
LSU	21-8	.724	54-12	.818
Texas A&M	18-10	.643	50-14	.781
Arkansas	17-12	.586	40-25	.615
Ole Miss	15-14	.517	30-28	.517
Auburn	13-17	.433	36-26	.581
Alabama	12-18	.400	32-28	.533
Mississippi St.	8-22	.267	24-30	.444

\*LSU won the SEC Championship for the fourth time in five years ... Vanderbilt claimed the SEC Eastern Division for the third time in five years ... Florida won the SEC Baseball Tournament for the fourth time ... Arkansas, LSU, Florida and Vanderbilt advanced to the College World Series, and Vanderbilt finished runner-up.

## 2016

### Eastern Division

School	W-L	Pct.	W-L	Pct.
South Carolina	20-9	.690	42-15	.737
Florida	19-10	.655	47-13	.783
Vanderbilt	18-12	.600	43-17	.717
Kentucky	15-15	.500	32-25	.561
Georgia	11-19	.367	27-30	.474
Missouri	9-21	.300	26-30	.464
Tennessee	9-21	.300	29-28	.509

### Western Division

School	W-L	Pct.	W-L	Pct.
Mississippi St.	21-8	.700	44-18-1	.706
Texas A&M	18-10	.667	49-16	.754
LSU	17-12	.633	45-21	.682
Ole Miss	15-14	.600	43-19	.694
Alabama	13-17	.500	32-26	.552
Auburn	12-18	.400	23-33	.411
Arkansas	8-22	.267	26-29	.473

\*Mississippi State claimed the SEC title, its first since 1989. The Bulldogs became the first team to go from last overall to outright SEC champion the next year ... Texas A&M won its first SEC Tournament in the Aggies' fourth year in the SEC ... South Carolina won the SEC Eastern Division ... Seven SEC teams earned national seeds.

## 2017

### Eastern Division

School	W-L	Pct.	W-L	Pct.
Florida	21-9	.700	52-19	.732
Kentucky	19-11	.633	43-23	.652
Vanderbilt	15-13-1	.534	36-25-1	.589
Missouri	14-16	.467	36-23	.610
South Carolina	13-17	.433	35-25	.583
Georgia	11-19	.367	25-32	.439
Tennessee	7-21	.250	27-25	.519

### Western Division

School	W-L	Pct.	W-L	Pct.
LSU	21-9	.700	52-20	.722
Arkansas	18-11	.621	45-19	.703
Mississippi State	17-13	.567	40-27	.597
Auburn	16-14	.533	37-26	.587
Texas A&M	16-14	.533	41-23	.641
Ole Miss	14-16	.467	32-25	.561
Alabama	5-24-1	.172	19-34-1	.358

\*Florida and LSU claimed a share of the SEC regular season title, while LSU won the SEC Tournament title ... For the third time, the College World Series final included two SEC teams. Florida defeated LSU to win the NCAA title ... The SEC led all conferences with its eight selections to the NCAA Baseball Tournament.

## 2018

### Eastern Division

School	W-L	Pct.	W-L	Pct.
Florida	20-10	.667	49-21	.700
Georgia	18-12	.600	39-21	.650
South Carolina	17-13	.567	37-26	.587
Vanderbilt	16-14	.533	35-27	.565
Kentucky	13-17	.433	34-22	.607
Missouri	12-18	.400	34-22	.607
Tennessee	12-18	.400	29-27	.518

### Western Division

School	W-L	Pct.	W-L	Pct.
Ole Miss	18-12	.600	48-17	.738
Arkansas	18-12	.600	48-21	.696
Auburn	15-15	.500	43-23	.652
LSU	15-15	.500	39-27	.591
Mississippi State	15-15	.500	39-29	.574
Texas A&M	13-17	.433	40-22	.645
Alabama	8-22	.267	27-29	.482

\*Florida won the SEC regular season title, while Ole Miss claimed the SEC Tournament crown ... Ole Miss and Arkansas won the SEC Western Division ... The SEC led all conferences with three teams in the College World Series ... The SEC also led all conferences with 10 NCAA Tournament selections and six NCAA Super Regional teams.

# SEC STATISTICAL LEADERS

## All-Time .400 Hitters (Min. 2 AB per team game)

### Single-Season

.525	David Magadan, Alabama	114 for 217	1983
.489	Ronnie Braddock, Georgia	22-for-45	1962
.464	Sam Ewing, Tennessee	45 for 97	1970
	Charley Trippi, Georgia	52 for 112	1946
.459	Hunter Bledsoe, Vanderbilt	95 for 207	1999
	Nat Showalter, Mississippi State	67 for 146	1977
.451	Charles Conerly, Ole Miss	34 for 75	1948
.447	Buck Belue, Georgia	46 for 103	1982
.445	Jeff Pickler, Tennessee	109 for 245	1998
	Jeff Abbott, Kentucky	102 for 229	1994
.440	Dom Fucci, Kentucky	Not Available	1949
.438	Joe Stewart, Georgia	70 for 160	1978
.436	Dicky Parsons, Kentucky	Not Available	1961
.435	Chris Burke, Tennessee	118 for 271	2001
.433	Paul Foster, Auburn	87 for 201	1985
.432	Andy Blanco, Tennessee	82 for 190	1992
	Donnie Kessinger, Ole Miss	54 for 125	1964
	Jim Pyburn, Auburn	38 for 88	1954
.431	Raph Rhymes, LSU	100 for 232	2012
.430	Gabe Gross, Auburn	102 for 237	2000
.429	Zack Cox, Arkansas	102 for 238	2010
	John Hufstetler, Tennessee	18 for 42	1952
.425	Allen Trammell, Florida	51 for 120	1965
	Jeremy Jackson, Arkansas	94 for 221	1997
.424	Clinton Johnston, Vanderbilt	84 for 198	1998
	Jake Gibbs, Ole Miss	42 for 99	1960
	Wendall Tarleton, Georgia	48 for 113	1955
.423	Todd Faulkner, Auburn	105 for 248	2000
.422	Brandt Ely, Kentucky	49 for 116	1983
.420	Will Clark, Mississippi State	94 for 224	1985
	Sam Ewing, Tennessee	47 for 112	1969
.419	Sawyer Carroll, Kentucky	98 for 234	2008
	Alan Koch, Auburn	36 for 86	2001
	Travis Copley, Tennessee	62 for 148	1998
	Alan Koch, Auburn	Not Available	1959
	Ryan Bordenick, South Carolina	96 for 229	1997
.418	Jackie Parker, Mississippi State	Not Available	1954
.417	Joey Martin, Auburn	55 for 132	1971
	Bernie Schreiber, Ole Miss	40 for 96	1956
.415	Karl Nonemaker, Vanderbilt	88 for 212	1999
	Rafael Palmeiro, Mississippi State	98 for 236	1984
	Rodney Bellamy, Georgia	66 for 159	1980
	Joe McClain, Tennessee	27 for 65	1952
.414	Warner Jones, Vanderbilt	111 for 268	2004
	Patt Osborn, Florida	104 for 251	2002
	B.B. Hopkins, Tennessee	36 for 87	1953
.413	Chuck Barcliff, Tennessee	71 for 172	1980
.412	Brian Wiese, Mississippi State	103 for 250	1998
	Larry Nichols, Auburn	35 for 85	1962
.411	Gordon Beckham, Georgia	113 for 275	2008
	Peter Stonard, Alabama	97 for 236	2002
	Greg Smith, Vanderbilt	83 for 202	1987
	George Flower, Vanderbilt	62 for 151	1985
	Rick Fuentes, Georgia	81 for 197	1982
	Mark Gilaspie, Mississippi State	85 for 208	1981
.410	Billy Henderson, Georgia	Not Available	1948
	Russ Johnson, LSU	96 for 234	1994
	David Delucici, Ole Miss	94 for 229	1995
.409	Jay Waggoner, Auburn	119 for 291	1994
.408	Derek Bryant, Kentucky	Not Available	1971
	Roger McKinney, Tennessee	51 for 129	1971
	Jake Mangum, Mississippi State	84 for 206	2016
.407	Scott Pratt, Auburn	105 for 258	1998
	Chris Snopce, Ole Miss	77 for 189	1992

	Todd Helton, Tennessee	105 for 258	1995
	Brad Wilkerson, Florida	98 for 241	1996
.406	Scott Ruskin, Florida	78 for 192	1984
	Rafael Palmeiro, Mississippi State	95 for 234	1983
	Bobby Tucker, Tennessee	41 for 101	1970
.405	Scott Lusader, Florida	92 for 230	1985
	Chris Glass, Alabama	73 for 180	1982
	Chris Moller, Alabama	87 for 215	1995
.404	Travis Chapman, Mississippi State	99 for 245	1999
	Rick Honeycutt, Tennessee	65 for 161	1976
.403	Mark Kiger, Florida	104 for 258	2002
	Eddy Furniss, LSU	95 for 236	1998
	Frank Thomas, Auburn	83 for 206	1989
	Joe Biernat, South Carolina	94 for 233	1993
	Joey Cora, Vanderbilt	81 for 201	1972
	Andy Merchant, Auburn	47 for 125	1972
	Paul Blandford, Kentucky	94 for 233	1996
.402	Matt LaPorta, Florida	68 for 169	2007
	Seth Smith, Ole Miss	82 for 204	2002
	Jimmy Barfield, Auburn	Not Available	1964
	Donnie Kessinger, Ole Miss	41 for 102	1962
	Brad Henderson, Ole Miss	92 for 229	1997
.401	Greg Thomas, Vanderbilt	91 for 227	1991
	Bo Jackson, Auburn	59 for 147	1985
	Dom Fucci, Auburn	71 for 177	1978
.400	Mike Curry, South Carolina	104 for 260	1998
	Todd Walker, LSU	100 for 250	1992
	Jeff Pyburn, Georgia	62 for 155	1980
	Mike Kelly, Mississippi State	94 for 235	1979
	Bobby Tucker, Tennessee	39 for 130	1973
	Roberto Vaz, Alabama	102 for 255	1997
	Gene Etter, Tennessee	42 for 105	1961

### Career

.439	Dave Magadan, Alabama	268 for 610	1981-83
.425	Hunter Bledsoe, Vanderbilt	170 for 400	1997-99
.411	Sam Ewing, Tennessee	117 for 284	1968-70
	Ken Chapman, Alabama	85 for 207	1959-61
.407	Donnie Kessinger, Ole Miss	132 for 324	1968-70
.404	Chris Burke, Tennessee	314 for 777	1999-01



# YEAR-BY-YEAR INDIVIDUAL LEADERS

## Batting Average

1960	Jake Gibbs	Ole Miss	.424
1961	Dicky Parsons	Kentucky	.436
1962	Ronnie Braddock	Georgia	.489
1963	Tom Moore	Florida	.402
1964	Donnie Kessinger	Ole Miss	.429
1965	Allen Trammell	Florida	.425
1966	Jimmy Yawn	Ole Miss	.408
1967	Jimmy Yawn	Ole Miss	.389
1968	Stan Fletcher	Miss. State	.364
1969	Sam Ewing	Tennessee	.420
1970	Sam Ewing	Tennessee	.464
1971	Joey Martin	Auburn	.417
1972	Bobby Tucker	Tennessee	.395
1973	Paul Husband	Ole Miss	.402
1974	Joe Pritchard	Tennessee	.370
1975	Condredge Holloway	Tennessee	.370
1976	Rick Honeycutt	Tennessee	.404
1977	Nat Showalter	Miss. State	.459
1978	Joe Stewart	Georgia	.438
1979	Mike Kelley	Miss. State	.400
1980	Rodney Bellamy	Georgia	.415
1981	Mark Gillaspie	Miss. State	.410
1982	Buck Belue	Georgia	.447
1983	David Magadan	Alabama	.525
1984	Rafael Palmeiro	Miss. State	.415
1985	Paul Foster	Auburn	.433
1986	Mike Twardoski	Alabama	.390
1987	Greg Smith	Vanderbilt	.411
1988	Frank Thomas	Auburn	.385
1989	Frank Thomas	Auburn	.403
1990	Tim Edge	Auburn	.387
1991	Greg Thomas	Vanderbilt	.401
1992	Andy Blanco	Tennessee	.432
1993	Joe Biernat	S. Carolina	.403
1994	Jeff Abbott	Kentucky	.445
1995	David Dellucci	Ole Miss	.410
1996	Brad Wilkerson	Florida	.407
1997	Jeremy Jackson	Arkansas	.425
1998	Jeff Pickler	Tennessee	.445
1999	Hunter Bledsoe	Vanderbilt	.459
2000	Gabe Gross	Auburn	.430
2001	Chris Burke	Tennessee	.435
2002	Pat Osborn	Florida	.414
2003	Brian Buscher	S. Carolina	.393
2004	Warner Jones	Vanderbilt	.414
2005	Chase Headley	Tennessee	.387
2006	Thomas Berkery	Miss. State	.383
2007	Matt LaPorta	Florida	.402
2008	Sawyer Carroll	Kentucky	.419
2009	Aaron Westlake	Vanderbilt	.377
2010	Zack Cox	Arkansas	.429
2011	Mikie Mahtook	LSU	.383
2012	Raph Rhymes	LSU	.431
2013	Tony Kemp	Vanderbilt	.391
2014	Brett Pirtle	Miss. State	.363
2015	Andrew Benintendi	Arkansas	.376
2016	Jake Mangum	Miss. State	.408
2017	Brent Rooker	Miss. State	.387
2018	Michael Helman	Texas A&M	.369

## Home Runs

1960	Gary Dempsey	Miss. State	5
1961	Don Porter	Ole Miss	5
1962	H.K. Etheridge	Miss. State	6
1963	H.K. Etheridge	Miss. State	7
1964	Fred Roberts	Ole Miss	7
	Bob Stewart	LSU	7
1965	Del Unser	Miss. State	7
1966	Del Unser	Miss. State	7
1967	Scotty Long	Auburn	11
1968	Stan Moss	Alabama	7
1969	Phil Garner	Tennessee	12
1970	Bobby Tucker	Tennessee	10
1971	Phillip Stall	Miss. State	11
1972	Bill Winchester	Vanderbilt	9
1973	Butch Hobson	Alabama	13
	Bobby Tucker	Tennessee	13
1974	Ted Shipley	Vanderbilt	10
1975	Larry Littleton	Georgia	12
1976	LeRoy Robbins	Kentucky	12
	Randy Gipson	Kentucky	12
1977	Mark Barnhouse	Ole Miss	12
1978	Del Bender	Miss. State	17
1979	Scotti Madison	Vanderbilt	15
1980	Chuck Barcliff	Tennessee	20
1981	Bruce Castoria	Miss. State	29
1982	Doug Gilcrease	Auburn	17
1983	Rafael Palmeiro	Miss. State	18
1984	Rafael Palmeiro	Miss. State	29
1985	Will Clark	Miss. State	25
1986	Doug Duke	Alabama	27
1987	Joey Belle	LSU	21
	Frank Thomas	Auburn	21
1988	Craig Cala	LSU	15
	Brian Reimsnyder	Florida	15
1989	Tommy Raffo	Miss. State	22
1990	Brian Jester	Georgia	17
1991	Gary Hymel	LSU	25
1992	Jeff Parnell	S. Carolina	18
1993	Todd Walker	LSU	22
1994	Jeff Abbott	Kentucky	23
1995	Todd Helton	Tennessee	20
1996	Eddy Furniss	LSU	26
1997	Brandon Larson	LSU	40
1998	Brad Cresse	LSU	29
1999	John Wilson	Kentucky	23
2000	Brad Cresse	LSU	30
2001	Tim Whittaker	S. Carolina	21
2002	Yaron Peters	S. Carolina	29
2003	Beau Hearod	Alabama	20
2004	Steve Pearce	S. Carolina	21
2005	Matt LaPorta	Florida	26
2006	Josh Morris	Georgia	23
	Quinn Stewart	LSU	23
2007	Danny Hamblin	Arkansas	22
	Justin Smoak	S. Carolina	22
2008	Gordon Beckham	Georgia	28
	Matt Clark	LSU	28
2009	Kent Matthes	Alabama	28
2010	Hunter Morris	Auburn	23
2011	Mike Zunino	Florida	19
2012	Mike Zunino	Florida	19
2013	Mason Katz	LSU	16
	Hunter Renfroe	Miss. State	16
2014	AJ Reed	Kentucky	23
2015	Andrew Benintendi	Arkansas	20
2016	Peter Alonso	Florida	14
	J.B. Woodman	Ole Miss	14
2017	Brent Rooker	Miss. State	23
2018	Jonathan India	Florida	21

## Runs Batted In

1960	Jake Gibbs	Ole Miss	30
1961	Jake Gibbs	Ole Miss	31
1962	Larry Nichols	Auburn	32
1963	H.K. Etheridge	Miss. State	30
	Tom Moore	Florida	30
1964	Bill Blomgren	Florida	27
1965	Jimmy Yawn	Ole Miss	21
1966	Jack Earvin	Tennessee	18
1967	Jimmy Yawn	Ole Miss	34
1968	Stan Moss	Alabama	26
1969	Whitey Adams	Ole Miss	40
1970	Phil Garner	Tennessee	35
1971	Phillip Stall	Miss. State	37
1972	Bill Winchester	Vanderbilt	55
1973	Rick Duncan	Vanderbilt	51
1974	Rick Duncan	Vanderbilt	45
1975	Rick Duncan	Vanderbilt	51
1976	Rick Honeycutt	Tennessee	57
1977	Mike Pomeranz	Ole Miss	55
1978	David Lanning	Georgia	64
1979	Tony Stevens	Florida	74
1980	Jeff Pyburn	Georgia	66
1981	Bruce Castoria	Miss. State	98
1982	Bruce Castoria	Miss. State	59
1983	David Magadan	Alabama	95
1984	Rafael Palmeiro	Miss. State	94
1985	Will Clark	Miss. State	77
1986	Doug Duke	Alabama	82
1987	Craig Faulkner	LSU	69
1988	Craig Cala	LSU	75
1989	Wes Grisham	LSU	85
1990	J.R. Showalter	Georgia	74
1991	Gary Hymel	LSU	79
1992	Todd Walker	LSU	76
1993	Todd Walker	LSU	102
1994	Todd Helton	Tennessee	80
1995	Todd Helton	Tennessee	92
1996	Eddy Furniss	LSU	103
1997	Brandon Larson	LSU	118
1998	Brad Cresse	LSU	90
	Josh Etheredge	Auburn	90
1999	Casey Dunn	Auburn	86
2000	Brad Cresse	LSU	106
2001	Todd Linder	LSU	76
2002	Yaron Peters	S. Carolina	95
2003	Beau Hearod	Alabama	82
2004	Warner Jones	Vanderbilt	74
2005	Matt LaPorta	Florida	79
2006	Mark Wright	Ole Miss	79
2007	Sean Coughlin	Kentucky	73
2008	Sawyer Carroll	Kentucky	83
2009	Rich Poythress	Georgia	86
2010	Hunter Morris	Auburn	76
2011	Preston Tucker	Florida	74
2012	Mike Zunino	Florida	67
2013	Mason Katz	LSU	70
2014	AJ Reed	Kentucky	73
2015	JJ Schwarz	Florida	73
2016	Hunter Melton	Texas A&M	67
2017	Brent Rooker	Miss. State	82
2018	Edouard Julien	Auburn	69

# YEAR-BY-YEAR INDIVIDUAL LEADERS

## Triples

1960	Ken Chapman	Alabama	5
1961	Jake Gibbs	Ole Miss	5
1962	George Shuford	Tennessee	6
1963	Tommy Keyes	Ole Miss	8
1964	Jimmy Barfield	Auburn	6
1965	Frank Fryer	Auburn	5
1966-67	No Record		
1968	Phillip Stall	Miss. State	3
	Rod Wright	Florida	3
1969	Sam Ewing	Tennessee	7
1970	Archie Manning	Ole Miss	6
1971	Dave Bair	Kentucky	7
1972	Jim Carter	Georgia	6
1973	Mark Hatchett	Auburn	5
1974	Marvis Foley	Kentucky	7
1975	Rick Duncan	Vanderbilt	6
1976	Ron Hamilton	Alabama	5
1977	Joe Ward	Florida	5
1978	Jim Watkins	Florida	7
1979	Mike Kelley	Miss. State	12
1980	David Barnes	Florida	5
	Keith Street	Georgia	5
	Johnny Tutt	Auburn	5
1981	Chip Moses	LSU	5
	Bobby Pierce	Alabama	5
	Brad Winkler	Miss. State	5
1982	Albie Scoggins	Florida	6
1983	Mark Howie	LSU	7
	John Dunlap	Florida	7
1984	Chris Padgett	Ole Miss	7
	Rock Wilson	Auburn	7
1985	Joey Cora	Vanderbilt	6
	Gator Thiesen	Miss. State	6
1986	Trey Gainous	Auburn	10
1987	Rock Wilson	Auburn	7
1988	Mike Moberg	Florida	6
1989	Wes Grisham	LSU	6
1990	Rich Cordani	LSU	6
1991	Kevin Kessinger	Ole Miss	8
1992	Todd Crane	Georgia	7
1993	Brian Duva	Florida	11
1994	Bob Hughes	Arkansas	9
1995	Ryan Montgomery	Vanderbilt	6
	David Dellucci	Ole Miss	6
	Mike Klostermeyer	LSU	6
	Ty Bilderback	Arkansas	6
1996	Chad Green	Kentucky	7
	Adam Sullivan	Auburn	7
	Jason McConnell	Arkansas	7
1997	Roberto Vaz	Alabama	9
1998	Scott Pratt	Auburn	6
1999	Michael Rosamond	Ole Miss	6
	Andy Phillips	Alabama	6
	Brian Rainwater	Georgia	6
	Derek Wigginton	Alabama	6
2000	Justin Parker	Tennessee	8
	Shane Kelly	Miss. State	8
2001	Chris Burke	Tennessee	11
2002	Kirk McConnell	Arkansas	8
2003	Javon Moran	Auburn	7
2004	Ryan Klosterman	Vanderbilt	8
2005	Clete Thomas	Auburn	6
2006	Joey Side	Georgia	9
2007	Justin Henry	Ole Miss	8
2008	Ryan Schimpf	LSU	7
2009	Avery Barnes	Florida	6
2010	Zach Cone	Georgia	7
2011	Tony Kemp	Vanderbilt	7
2012	Tony Kemp	Vanderbilt	8
2013	Alex Bregman	LSU	7
	Adam Frazier	Miss. State	7
2014	Christin Stewart	Tennessee	6

2015	Elliott Caldwell	South Carolina	8
2016	Jeren Kendall	Vanderbilt	8
	Zach Lavy	Missouri	8
2017	Jeren Kendall	Vanderbilt	5
	Jonah Todd	Auburn	5
2018	Antoine Duplantis	LSU	6

## Doubles

1960	Jake Gibbs	Ole Miss	9
1961	Bobby Corrett	Tulane	6
	Ben Catchings	Auburn	6
1962	Larry Nichols	Auburn	11
1963	Bill Etheridge	Miss. State	7
	Wayne Meadows	Miss. State	7
	Cotton Nash	Kentucky	7
	Ray Nord	Tulane	7
1964	Jimmy Barfield	Auburn	9
1965	Bill Scudden	Alabama	7
1966	Jimmy Yawn	Ole Miss	12
1967	Jimmy Yawn	Ole Miss	10
1968	Stan Moss	Alabama	8
1969	Archie Manning	Ole Miss	13
1970	Sam Ewing	Tennessee	11
1971	Ken Dempsey	Auburn	12
	Jerry Reasonover	Vanderbilt	12
1972	Bobby Tucker	Tennessee	14
	Ray Hull	Florida	14
1973	Rick Duncan	Vanderbilt	11
1974	Rick Duncan	Vanderbilt	14
1975	James White	Alabama	16
1976	Rick Honeycutt	Tennessee	17
1977	Dean Empie	Florida	18
1978	Joe Stewart	Georgia	18
1979	Tony Stevens	Florida	19
	Tim Weisheim	Miss. State	19
1980	Bobby Pierce	Alabama	18
1981	David Magadan	Alabama	20
	Bill Sandry	Kentucky	20
	Greg Geren	Tennessee	20
1982	Mike Botkin	Kentucky	24
1983	David Magadan	Alabama	31
1984	Scott Ruskin	Florida	21
1985	Chris Lombardozi	Florida	23
1986	Jeff Yurtin	LSU	24
1987	Tony Haney	Auburn	25
1988	Vince Castaldo	Kentucky	27
1989	Pete Young	Miss. State	27
1990	Bruce Chick	Georgia	24
1991	Doug Radziewicz	Georgia	31
1992	Blaise Kozeniewski	Georgia	25
1993	Todd Helton	Tennessee	22
1994	Russ Johnson	LSU	26
1995	Todd Helton	Tennessee	27
1996	Scott Schroeffel	Tennessee	29
1997	Matt Erickson	Arkansas	27
1998	Jeff Pickler	Tennessee	30
1999	Chris Burke	Tennessee	25
2000	Brad Hawpe	LSU	36
2001	Adam Swann	Georgia	26
2002	Steve Thomas	S. Carolina	26
2003	Adam Pavkovich	Alabama	27
2004	Warner Jones	Vanderbilt	27
2005	Karl Amonite	Auburn	25
2006	Chris Coghlan	Ole Miss	22
	Ryan Strieby	Kentucky	22
2007	Mitch Moreland	Miss. State	26
2008	Chris Wade	Kentucky	24
2009	Andrew Crisp	S. Carolina	23
2010	Jason Esposito	Vanderbilt	25
2011	Mike Zunino	Florida	23
	Preston Tucker	Florida	23
2012	Mike Zunino	Florida	28
2013	Adam Frazier	Miss. State	20

2014	Dansby Swanson	Vanderbilt	27
2015	Dansby Swanson	Vanderbilt	24
2016	Nick Senzel	Tennessee	25
2017	Brent Rooker	Miss. State	30
2018	Jake Mangum	Miss. State	22

## Stolen Bases

1961	Jake Gibbs	Ole Miss	18
1962	Donnie Kessinger	Ole Miss	20
1963	Tom Moore	Florida	17
1964	Donnie Kessinger	Ole Miss	18
1965	No Record		
1966	Charley Williams	Ole Miss	19
1967	No Record		
1968	John Shaw	Ole Miss	22
1969	John Shaw	Ole Miss	19
	Archie Manning	Ole Miss	19
1970	John Shaw	Ole Miss	28
1971	Jimmy Conn	Vanderbilt	30
1972	Mike Sonderegger	LSU	19
1973	Rick Duncan	Vanderbilt	22
1974	Ted Shipley	Vanderbilt	39
1975	Larry Wright	LSU	25
1976	Nick Belmonte	Florida	42
1977	Jimmy Sherrill	Kentucky	35
1978	Dom Fucci	Auburn	28
1979	Jim Watkins	Florida	37
1980	Rodney Bellamy	Georgia	30
1981	David Fowke	Alabama	50
1982	Charles De France	Vanderbilt	39
1983	Albie Scoggins	Florida	22
	Kirk Hanson	Ole Miss	22
1984	Joey Cora	Vanderbilt	24
	Rory Alonzo	Florida	24
1985	Joey Cora	Vanderbilt	41
1986	Ted Williams	Alabama	44
1987	Rod Hartwig	LSU	42
1988	Robert Fletcher	Alabama	33
1989	Mike Basse	Tennessee	53
1990	Mike Basse	Tennessee	43
1991	Mike Basse	Tennessee	49
1992	Jose Vasquez	Tennessee	35
1993	Vegrin Hightower	Vanderbilt	46
1994	Richie Wyman	Tennessee	34
1995	Chad Green	Kentucky	54
1996	Chad Green	Kentucky	55
1997	Clay Greene	Tennessee	54
1998	Mike Curry	S. Carolina	59
1999	Brian Roberts	S. Carolina	67
2000	Stevie Daniel	Tennessee	58
2001	Chris Burke	Tennessee	49
2002	Drew Meyer	S. Carolina	39
2003	Jordan Czarniecki	Tennessee	32
2004	Antoan Richardson	Vanderbilt	32
2005	Eli Iorg	Tennessee	27
2006	Emeel Salem	Alabama	36
2007	Andy Simunic	Tennessee	29
2008	Dominic de la Osa	Vanderbilt	27
2009	Jordan Henry	Ole Miss	38
2010	Chris Bisson	Kentucky	32
2011	Khayyan Norfolk	Tennessee	29
	Mikie Mahtook	LSU	29
2012	Jay Gonzalez	Auburn	30
2013	Tony Kemp	Vanderbilt	34
2014	Braxton Lee	Ole Miss	30
2015	Andrew Bregman	LSU	38
2016	Jeren Kendall	Vanderbilt	28
	Jake Freely	LSU	28
2017	Jeren Kendall	Vanderbilt	20
2018	Austin Martin	Vanderbilt	22



# YEAR-BY-YEAR INDIVIDUAL LEADERS

## Hits

1960	Jake Gibbs	Ole Miss	42
1961	John Bailey	LSU	32
1962	Donnie Kessinger	Ole Miss	41
1963	Wayne Meadows	Miss. State	42
1964	Donnie Kessinger	Ole Miss	56
1965	Mike Burns	Miss. State	24
1966	Jimmy Yawn	Ole Miss	28
1967	George Johnson	Alabama	55
1968	Frank Baldasare	Auburn	45
1969	Skip Lujack	Florida	49
1970	Tonys Dobies	Florida	51
1971	Jerry Reasonover	Vanderbilt	70
1972	Steve Estep	Vanderbilt	70
1973	Ted Shipley	Vanderbilt	65
1974	Rick Duncan	Vanderbilt	68
1975	Rick Duncan	Vanderbilt	73
1976	Robbie Howard	Tennessee	65
	Brad Bradshaw	Tennessee	65
	Rick Honeycutt	Tennessee	65
1977	Mike Kelley	Miss. State	74
1978	Russ Aldrich	Miss. State	73
1979	Mike Kelley	Miss. State	94
1980	Scottie Madison	Vanderbilt	81
1981	Mark Gillaspie	Miss. State	85
1982	Rick Fuentes	Georgia	81
1983	David Magadan	Alabama	114
1984	Rafael Palmeiro	Miss. State	98
1985	Will Clark	Miss. State	94
1986	Mike Twardoski	Alabama	94
1987	Scott Bohlke	Georgia	92
1988	Vince Castaldo	Kentucky	86
1989	Wes Grisham	LSU	106
1990	Wes Grisham	LSU	100
1991	Dave Majeski	Florida	96
1992	Todd Walker	LSU	100
1993	Todd Walker	LSU	109
1994	Jay Waggoner	Auburn	119
1995	Todd Helton	Tennessee	105
1996	Dax Norris	Alabama	105
1997	Brandon Larson	LSU	110
1998	Jeff Pickler	Tennessee	109
1999	G.W. Keller	Alabama	107
2000	Chris Burke	Tennessee	109
2001	Chris Burke	Tennessee	118
2002	Drew Meyer	S. Carolina	120
2003	Brian Buscher	S. Carolina	106
2004	Warner Jones	Vanderbilt	111
2005	Brian Pettway	Ole Miss	102
2006	Joey Side	Georgia	111
2007	Pedro Alvarez	Vanderbilt	105
2008	Gordon Beckham	Georgia	113
2009	DJ LeMahieu	LSU	96
2010	Josh Rutledge	Alabama	107
2011	Mike Zunino	Florida	98
2012	Raph Rhymes	LSU	100
2013	Adam Frazier	Miss. State	107
2014	Auston Bousfield	Ole Miss	96
2015	Dansby Swanson	Vanderbilt	94
2016	Boomer White	Texas A&M	100
2017	Tristan Pompey	Kentucky	96
	Brent Rooker	Miss. State	96
2018	Jake Mangum	Miss. State	101

## Runs Scored

1960	Jake Gibbs	Ole Miss	28
1961	Jake Gibbs	Ole Miss	31
1962	Tom Moore	Florida	29
	Ken Hudgens	Tennessee	29
1963	Carol Lanoux	Florida	32
1964	Otis Bibb	Auburn	30
1965	Del Unser	Miss. State	19
1966	Ron Robinson	Ole Miss	15
	Bob Lannom	Tennessee	15
1967	George Johnson	Alabama	32
1968	Richard Trapp	Florida	27
1969	Archie Manning	Ole Miss	35
1970	Archie Manning	Ole Miss	33
	Sam Ewing	Tennessee	33
1971	Phillip Stall	Miss. State	42
	Steve Estep	Vanderbilt	42
1972	Bill Winchester	Vanderbilt	48
1973	Ted Shipley	Vanderbilt	44
1974	Marvis Foley	Kentucky	41
	Sonny Denniston	Kentucky	41
1975	Rick Duncan	Vanderbilt	46
1976	LeRoy Robbins	Kentucky	47
1977	Roger Holt	Florida	60
1978	Dom Fucci	Auburn	58
1979	Mike Kelley	Miss. State	74
1980	Jeff Pyburn	Georgia	54
1981	Mark Gillaspie	Miss. State	81
1982	David Jackson	Georgia	61
1983	Bret Elbin	Alabama	88
1984	Rafael Palmeiro	Miss. State	87
1985	Will Clark	Miss. State	75
1986	Mike Twardoski	Alabama	73
1987	Scott Bohlke	Georgia	72
1988	Billy White	Kentucky	74
1989	Jody Hurst	Miss. State	79
1990	J.R. Showalter	Georgia	75
1991	Lyle Mouton	LSU	78
1992	Todd Walker	LSU	72
1993	Todd Walker	LSU	85
1994	Todd Walker	LSU	77
1995	Todd Helton	Tennessee	86
1996	Nathan Dunn	LSU	95
1997	Roberto Vaz	Alabama	87
	Eric Hinske	Arkansas	87
1998	Mike Curry	S. Carolina	102
1999	G.W. Keller	Alabama	85
2000	Mike Fontenot	LSU	93
2001	Chris Burke	Tennessee	105
2002	Mark Kiger	Florida	90
2003	Aaron Hill	LSU	68
2004	Ryan Klosterman	Vanderbilt	72
2005	Chase Headley	Tennessee	82
2006	Chris Coghlan	Ole Miss	75
2007	Pedro Alvarez	Vanderbilt	76
2008	Gordon Beckham	Georgia	97
2009	Avery Barnes	Florida	76
2010	Whit Merrifield	S. Carolina	72
2011	Mike Zunino	Florida	75
2012	Mason Katz	LSU	65
2013	Tony Kemp	Vanderbilt	64
2014	Max Kuhn	Kentucky	68
2015	Dansby Swanson	Vanderbilt	76
2016	J.B. Moss	Texas A&M	67
2017	Kramer Robertson	LSU	85
2018	Keegan McGovern	Georgia	68

## Pitching-Wins

1960	Don Porter	Ole Miss	7
	Denny Blomquist	Ole Miss	7
	Larry Williams	Ole Miss	7
1961	Allen Smith	LSU	10
1962	Frank Montgomery	Miss. State	9
1963	Joe Overton	Auburn	8
1964	Jimmy Crysel	Auburn	9
1965	Ken Tatum	Miss. State	6
1966	Ken Tatum	Miss. State	6
1967	Q.V. Lowe	Auburn	15
1968	Glenn Pickren	Florida	9
1969	Jim Courier	Florida	11
1970	Brantley Jones	Miss. State	9
1971	Mike Proffitt	Miss. State	11
1972	Jim Pittman	Ole Miss	8
	Randy Wiles	LSU	8
1973	Jeff Peoples	Vanderbilt	12
1974	Doug Corbett	Florida	12
1975	Pat Moock	LSU	10
1976	Paul Stefan	LSU	10
	Robert Hudson	Alabama	10
1977	Rich Zibilich	Ole Miss	11
1978	Ron Crum	Florida	8
	Jack Lozorko	Miss. State	8
	Peter Teixeira	Florida	8
	Bruce Maher	Miss. State	8
1979	Ken Kurtz	Miss. State	12
	Joe Georger	Kentucky	12
1980	Larry Mikesell	Florida	10
1981	Don Mundie	Miss. State	14
1982	Teddy Carson	Tennessee	11
	Rich Bombard	Florida	11
1983	Hans Herzog	Miss. State	12
1984	Jeff Brantley	Miss. State	13
1985	Jeff Brantley	Miss. State	18
1986	Stan Loewer	LSU	14
1987	Derek Lilliquist	Georgia	14
1988	Jeff Gibcumb	Florida	16
1989	Curtis Leskanic	LSU	15
1990	Paul Byrd	LSU	17
1991	Chad Ogea	LSU	14
1992	Lloyd Peever	LSU	14
1993	John Powell	Auburn	15
1994	R. A. Dickey	Tennessee	15
1995	Ryan Halla	Auburn	16
1996	John Kaufman	Florida	11
	Tim Young	Alabama	11
	Eddie Yarnall	LSU	11
1997	Tim Hudson	Auburn	15
1998	Hayden Gliemmo	Auburn	13
1999	Brent Schoening	Auburn	13
	Kurt Ainsworth	LSU	13
	Hayden Gliemmo	Auburn	13
2000	Kip Bouknight	S. Carolina	17
2001	Lane Mestepey	LSU	11
2002	Alex Hart	Florida	13
2003	David Marchbanks	S. Carolina	15
2004	Aaron Rawl	S. Carolina	13
2005	Luke Hochevar	Tennessee	15
2006	Wade LeBlanc	Alabama	11
	Craig Satterwhite	Ole Miss	11
2007	Casey Weathers	Vanderbilt	12
2008	Jared Bradford	LSU	10
2009	Louis Coleman	LSU	14
2010	Blake Cooper	S. Carolina	13
2011	Michael Roth	S. Carolina	14
2012	Kevin Gausman	LSU	12
2013	Tyler Beede	Vanderbilt	14
2014	Walker Buehler	Vanderbilt	12
	AJ Reed	Kentucky	12
2015	Carson Fulmer	Vanderbilt	14
2016	Alex Faedo	Florida	13

# YEAR-BY-YEAR INDIVIDUAL LEADERS



2017	Jackson Kowar . . . . .	Florida . . . . .	12
	Jared Poche' . . . . .	LSU . . . . .	12
2018	Blaine Knight . . . . .	Arkansas . . . . .	14

## Earned Run Average

1960	Guy Parker . . . . .	Miss. State . . . . .	2.84
1961	Allen Smith . . . . .	LSU . . . . .	1.34
1962	Frank Montgomery . . . . .	Miss. State . . . . .	0.81
1963	Joe Overton . . . . .	Auburn . . . . .	1.26
1964	Richie Prine . . . . .	Ole Miss . . . . .	1.10
1965	Mike Sharpe . . . . .	Auburn . . . . .	1.79
1966	Bruc Badier . . . . .	LSU . . . . .	0.88
1967	Mike Sills . . . . .	Kentucky . . . . .	1.08
1968	George Simmons . . . . .	Auburn . . . . .	1.25
1969	Mike Innes . . . . .	Alabama . . . . .	1.09
1970	Dennis Hall . . . . .	Miss. State . . . . .	0.63
1971	Jeff Peebles . . . . .	Vanderbilt . . . . .	1.56
1972	Jeff Peebles . . . . .	Vanderbilt . . . . .	1.30
1973	Butch Holmes . . . . .	Miss. State . . . . .	1.07
1974	Terry Leach . . . . .	Auburn . . . . .	1.30
1975	Ed McGraw . . . . .	Kentucky . . . . .	0.73
1976	Robert Hudson . . . . .	Auburn . . . . .	1.74
1977	Chuck Fore . . . . .	Georgia . . . . .	1.67
1978	Ron Crum . . . . .	Florida . . . . .	2.81
1979	Ken Kurtz . . . . .	Miss. State . . . . .	2.09
1980	Don Schneider . . . . .	LSU . . . . .	1.38
1981	Jeff Keener . . . . .	Kentucky . . . . .	0.51
1982	Bryan Farmer . . . . .	Ole Miss . . . . .	2.31
1983	Clay Daniel . . . . .	Florida . . . . .	2.26
1984	Byron Jefferson . . . . .	Florida . . . . .	2.02
1985	Gene Morgan . . . . .	Miss. State . . . . .	2.28
1986	Barry Manuel . . . . .	LSU . . . . .	2.37
1987	Gregg Olson . . . . .	Auburn . . . . .	1.27
1988	Gregg Olson . . . . .	Auburn . . . . .	2.00
1989	Dave Fleming . . . . .	Georgia . . . . .	2.08
1990	Jon Harden . . . . .	Miss. State . . . . .	2.21
1991	John Burke . . . . .	Florida . . . . .	2.25
1992	Jon Harden . . . . .	Miss. State . . . . .	1.94
1993	Brett Laxton . . . . .	LSU . . . . .	1.98
1994	Gary Rath . . . . .	Miss. State . . . . .	1.71
1995	Todd Helton . . . . .	Tennessee . . . . .	1.66
1996	Paul Rigdon . . . . .	Florida . . . . .	2.19
1997	Damon Yee . . . . .	Vanderbilt . . . . .	2.33
1998	Josh Fogg . . . . .	Florida . . . . .	2.03
1999	Hank Thoms . . . . .	Miss. State . . . . .	2.66
2000	Jamie Bennett . . . . .	Tennessee . . . . .	2.71
2001	Lance Cormier . . . . .	Alabama . . . . .	2.30
2002	Lane Mestepey . . . . .	LSU . . . . .	2.59
2003	Levale Speigner . . . . .	Auburn . . . . .	2.42
2004	Taylor Tankersley . . . . .	Alabama . . . . .	2.00
2005	Luke Hochaver . . . . .	Tennessee . . . . .	2.26
2006	Justin Pigott . . . . .	Miss. State . . . . .	1.66
2007	David Price . . . . .	Vanderbilt . . . . .	2.63
2008	Aaron Weatherford . . . . .	Miss. State . . . . .	0.85
2009	Louis Coleman . . . . .	LSU . . . . .	2.93
2010	Drew Pomeranz . . . . .	Ole Miss . . . . .	2.24
2011	Michael Roth . . . . .	S. Carolina . . . . .	1.06
2012	Chris Statton . . . . .	Miss. State . . . . .	2.38
2013	Ryan Stanek . . . . .	Arkansas . . . . .	1.39
2014	Aaron Nola . . . . .	LSU . . . . .	1.47
2015	Carson Fulmer . . . . .	Vanderbilt . . . . .	1.83
2016	Dane Dunning . . . . .	Florida . . . . .	2.29
2017	Clarke Schmidt . . . . .	S. Carolina . . . . .	1.34
2018	Brady Singer . . . . .	Florida . . . . .	2.55

## Strikeouts

1960	Jerry Merriman . . . . .	Miss. State . . . . .	
1961	Sammy Ellis . . . . .	Miss. State . . . . .	73
1962	Frank Montgomery . . . . .	Miss. State . . . . .	102
1963	Frank Montgomery . . . . .	Miss. State . . . . .	86
1964	Charlie Anderson . . . . .	Florida . . . . .	75
1965	John Olagues . . . . .	Tulane . . . . .	96
1966	Ken Tatum . . . . .	Miss. State . . . . .	86
1967	Q.V. Lowe . . . . .	Auburn . . . . .	123
1968	Tony Smith . . . . .	Auburn . . . . .	81
1969	Elliott Jones . . . . .	Vanderbilt . . . . .	112
1970	Doug Wessel . . . . .	Vanderbilt . . . . .	97
	Mike Willis . . . . .	Vanderbilt . . . . .	97
1971	Doug Wessel . . . . .	Vanderbilt . . . . .	131
1972	Randy Wiles . . . . .	LSU . . . . .	116
1973	Jeff Peebles . . . . .	Vanderbilt . . . . .	113
1974	Rick Rhodes . . . . .	Vanderbilt . . . . .	73
1975	Paul Stefan . . . . .	LSU . . . . .	73
1976	Paul Stefan . . . . .	LSU . . . . .	83
1977	Bobby Sprowl . . . . .	Alabama . . . . .	118
1978	Bill Aldridge . . . . .	Tennessee . . . . .	76
1979	Ken Kurtz . . . . .	Miss. State . . . . .	100
1980	Jeff Keener . . . . .	Kentucky . . . . .	74
1981	Don Mundie . . . . .	Miss. State . . . . .	91
1982	Teddy Carson . . . . .	Tennessee . . . . .	64
1983	Cal Santarelli . . . . .	LSU . . . . .	91
1984	Jeff Brantley . . . . .	Miss. State . . . . .	115
1985	Jeff Brantley . . . . .	Miss. State . . . . .	136
1986	Mark Guthrie . . . . .	LSU . . . . .	122
1987	Derek Lilliquist . . . . .	Georgia . . . . .	190
1988	Russell Springer . . . . .	LSU . . . . .	156
1989	Ben McDonald . . . . .	LSU . . . . .	202
1990	Dave Fleming . . . . .	Georgia . . . . .	163
1991	Chad Ogea . . . . .	LSU . . . . .	140
1992	B.J. Wallace . . . . .	Miss. State . . . . .	145
1993	John Powell . . . . .	Auburn . . . . .	191
1994	Rob Bonanno . . . . .	Florida . . . . .	148
1995	Scott Schultz . . . . .	LSU . . . . .	150
1996	Eric DuBose . . . . .	Miss. State . . . . .	174
1997	Tim Hudson . . . . .	Auburn . . . . .	165
1998	Brad Wilkerson . . . . .	Florida . . . . .	136
1999	Kurt Ainsworth . . . . .	LSU . . . . .	157
2000	Kip Bouknight . . . . .	S. Carolina . . . . .	143
2001	Wyatt Allen . . . . .	Tennessee . . . . .	110
2002	Joseph Blanton . . . . .	Kentucky . . . . .	133
2003	Jeremy Soweres . . . . .	Vanderbilt . . . . .	123
2004	Matt Campbell . . . . .	S. Carolina . . . . .	145
2005	Luke Hochevar . . . . .	Tennessee . . . . .	154
2006	David Price . . . . .	Vanderbilt . . . . .	155
2007	David Price . . . . .	Vanderbilt . . . . .	194
2008	Scott Bittle . . . . .	Ole Miss . . . . .	130
2009	Anthony Renaudo . . . . .	LSU . . . . .	159
2010	Drew Pomeranz . . . . .	Ole Miss . . . . .	139
2011	Sonny Gray . . . . .	Vanderbilt . . . . .	132
2012	Kevin Gausman . . . . .	LSU . . . . .	135
2013	Aaron Nola . . . . .	LSU . . . . .	122
2014	Aaron Nola . . . . .	LSU . . . . .	134
2015	Carson Fulmer . . . . .	Vanderbilt . . . . .	167
2016	Alex Faedo . . . . .	Florida . . . . .	133
2017	Alex Faedo . . . . .	Florida . . . . .	157
2018	Casey Mize . . . . .	Auburn . . . . .	156





# YEAR-BY-YEAR TEAM LEADERS

## Batting Average

1980	Georgia	.360
1981	Georgia	.327
1982	Georgia	.325
1983	Alabama	.333
1984	Georgia	.312
1985	Vanderbilt	.327
1986	Alabama	.314
1987	Georgia	.325
1988	Mississippi State	.324
1989	Mississippi State	.317
1990	LSU	.325
1991	Tennessee	.311
1992	South Carolina	.316
1993	Auburn	.315
1994	Auburn	.320
1995	Auburn	.310
1996	LSU	.318
1997	South Carolina	.341
	Auburn	.341
	Arkansas	.341
1998	Tennessee	.340
1999	Mississippi State	.335
2000	LSU	.340
2001	LSU	.318
2002	Florida	.346
2003	Florida	.320
2004	LSU	.333
2005	Tennessee	.331
2006	Ole Miss	.309
2007	Vanderbilt	.324
2008	Kentucky	.317
2009	Alabama	.330
2010	Auburn	.348
2011	Vanderbilt	.315
2012	Auburn	.304
2013	Vanderbilt	.313
2014	Kentucky	.299
2015	LSU	.314
2016	Texas A&M	.311
2017	Kentucky	.316
2018	Ole Miss	.300

## Home Runs

1980	Georgia	74
1981	Mississippi State	77
1982	Auburn	57
1983	Mississippi State	72
1984	Mississippi State	83
1985	Georgia	88
1986	Alabama	95
1987	Georgia	102
1988	Mississippi State	73
1989	Mississippi State	96
1990	Georgia	86
1991	Kentucky	86
1992	South Carolina	83
1993	LSU	85
1994	Kentucky	110
1995	LSU	81
1996	LSU	131
1997	LSU	188
1998	LSU	157
1999	Alabama	120
2000	South Carolina	105
2001	South Carolina	110
2002	South Carolina	122
2003	LSU	85
2004	South Carolina	106
2005	Florida	85
2006	Kentucky	99
2007	South Carolina	113

2008	South Carolina	110
2009	South Carolina	109
	Georgia	109
2010	Auburn	131
2011	Florida	69
2012	Florida	75
2013	South Carolina	52
2014	Kentucky	60
2015	Texas A&M	70
2016	Texas A&M	62
2017	Arkansas	83
2018	Florida	100

## Runs Batted In

1980	Florida	411
1981	Mississippi State	458
1982	Georgia	383
1983	Mississippi State	461
1984	Mississippi State	461
1985	Mississippi State	444
1986	Alabama	427
1987	LSU	434
1988	Mississippi State	491
1989	Mississippi State	549
1990	LSU	515
1991	LSU	488
1992	South Carolina	455
1993	LSU	527
1994	Tennessee	466
1995	LSU	457
1996	LSU	583
1997	LSU	632
1998	Florida	545
1999	Alabama	555
2000	LSU	598
2001	LSU	514
2002	Florida	567
2003	LSU	477
2004	LSU	473
2005	Tennessee	487
2006	Georgia	457
2007	South Carolina	487
2008	LSU	488
2009	LSU	532
2010	Auburn	549
2011	Florida	421
2012	LSU	368
2013	Vanderbilt	418
2014	Kentucky	423
2015	Florida	445
2016	Texas A&M	439
2017	LSU	448
2018	Arkansas	452

## Triples

1980	Florida	29
1981	Alabama	18
	Mississippi State	18
1982	Florida	25
1983	Florida	25
1984	Alabama	19
	Mississippi State	19
1985	Auburn	22
1986	Auburn	26
1987	LSU	18
1988	LSU	19
1989	LSU	26
1990	LSU	27
1991	Ole Miss	34
1992	Arkansas	30
1993	LSU	37
1994	Arkansas	38

1995	Arkansas	34
1996	Arkansas	31
1997	Alabama	34
1998	Auburn	19
	Florida	19
	Alabama	19
1999	Alabama	31
2000	Tennessee	32
2001	Tennessee	24
2002	Florida	26
2003	Auburn	21
2004	Vanderbilt	26
2005	Kentucky	19
	Tennessee	19
2006	Georgia	27
2007	Kentucky	22
2008	LSU	28
2009	LSU	19
2010	LSU	24
2011	South Carolina	18
2012	Vanderbilt	19
	South Carolina	19
	Auburn	19
2013	Vanderbilt	17
	Texas A&M	17
2014	Tennessee	16
2015	Vanderbilt	28
2016	Vanderbilt	26
2017	Texas A&M	21
2018	Texas A&M	21

## Doubles

1980	Florida	115
1981	Florida	125
1982	Auburn	93
1983	Alabama	129
1984	Florida	117
1985	Mississippi State	135
1986	Mississippi State	135
1987	Georgia	140
1988	Mississippi State	145
1989	Mississippi State	157
1990	LSU	156
1991	LSU	138
1992	South Carolina	148
1993	LSU	152
1994	Kentucky	134
1995	Auburn	152
1996	Alabama	159
1997	Arkansas	168
1998	Auburn	165
1999	Alabama	161
2000	LSU	194
2001	Tennessee	137
2002	South Carolina	178
2003	LSU	147
2004	Tennessee	154
2005	Tennessee	157
2006	Kentucky	146
2007	Vanderbilt	158
2008	Kentucky	151
2009	LSU	142
	Alabama	142
2010	Vanderbilt	160
2011	Florida	143
2012	Kentucky	123
2013	LSU	128
2014	Vanderbilt	145
2015	Vanderbilt	152
2016	Mississippi State	132
2017	Kentucky	148
2018	Mississippi State	141

# YEAR-BY-YEAR TEAM LEADERS

## Stolen Bases

1980	Georgia	101
1981	Alabama	141
1982	Vanderbilt	101
1983	Mississippi State	86
1984	Florida	98
1985	Florida	112
1986	Tennessee	122
1987	LSU	156
1988	Alabama	70
1989	Vanderbilt	182
1990	Tennessee	159
1991	Tennessee	174
1992	Tennessee	137
1993	South Carolina	141
1994	Tennessee	136
1995	Tennessee	138
	Arkansas	138
1996	Kentucky	142
1997	Tennessee	116
1998	South Carolina	108
1999	South Carolina	143
2000	Tennessee	215
2001	Tennessee	160
2002	Georgia	95
2003	Tennessee	82
2004	Arkansas	111
2005	Tennessee	112
2006	Ole Miss	95
2007	Auburn	105
2008	Florida	109
2009	LSU	114
2010	Kentucky	119
2011	Arkansas	122
2012	Auburn	113
2013	Vanderbilt	139
2014	Vanderbilt	120
2015	LSU	130
2016	Tennessee	95
	LSU	95
2017	Florida	83
2018	Vanderbilt	101

## Hits

1980	Florida	600
1981	Florida	643
1982	Florida	632
1983	Alabama	662
1984	Mississippi State	611
1985	Mississippi State	628
1986	LSU	696
1987	Georgia	698
1988	Mississippi State	717
1989	Mississippi State	778
1990	LSU	807
1991	Florida	712
1992	South Carolina	700
1993	LSU	737
1994	Auburn	744
1995	Tennessee	753
1996	Florida	771
1997	Alabama	860
1998	Auburn	789
1999	Alabama	827
2000	LSU	864
2001	LSU	754
2002	South Carolina	868
2003	LSU	777
2004	LSU	791
2005	Tennessee	788
2006	Georgia	786
2007	Vanderbilt	782

2008	Georgia	787
2009	LSU	783
2010	Auburn	816
2011	Florida	755
2012	Kentucky	641
2013	LSU	722
2014	Ole Miss	720
2015	LSU	762
2016	Texas A&M	712
2017	Kentucky	706
2018	Arkansas	695

## Runs Scored

1980	Florida	463
1981	Mississippi State	515
1982	Florida	437
1983	Mississippi State	515
1984	Mississippi State	505
1985	Mississippi State	504
1986	LSU	542
1987	LSU	509
1988	Mississippi State	537
1989	Mississippi State	618
1990	LSU	587
1991	LSU	547
1992	South Carolina	531
1993	LSU	603
1994	Tennessee	532
1995	Tennessee	533
1996	LSU	648
1997	Alabama	679
1998	Florida	618
1999	Alabama	617
2000	LSU	652
2001	LSU	574
2002	Florida	633
2003	LSU	524
2004	LSU	515
2005	Tennessee	532
2006	Kentucky	500
2007	South Carolina	520
2008	LSU	538
2009	LSU	575
2010	Auburn	584
2011	Vanderbilt	459
2012	LSU	397
2013	Vanderbilt	459
2014	Kentucky	472
2015	Florida	489
2016	Texas A&M	471
2017	Kentucky	484
2018	Arkansas	482

## Earned Run Average

1980	Mississippi State	3.33
1981	Mississippi State	4.21
1982	Ole Miss	3.84
1983	Florida	2.85
1984	Florida	3.55
1985	Mississippi State	3.34
1986	Tennessee	4.22
1987	LSU	3.07
1988	Auburn	3.13
1989	LSU	3.50
1990	Alabama	3.59
1991	Florida	3.30
1992	Mississippi State	3.22
1993	South Carolina	3.49
1994	Tennessee	2.98
1995	Ole Miss	3.36
1996	LSU	3.38
1997	Auburn	4.31
1998	LSU	4.38
1999	Mississippi State	4.08
2000	South Carolina	3.51
2001	South Carolina	3.44
2002	LSU	3.43
2003	Ole Miss	3.45
2004	Vanderbilt	3.34
2005	Vanderbilt	3.38
2006	Alabama	3.53
2007	Vanderbilt	3.55
2008	Kentucky	3.71
2009	LSU	4.01
2010	South Carolina	3.45
2011	Vanderbilt	2.44
2012	Mississippi State	2.58
2013	Arkansas	1.89
2014	South Carolina	2.43
2015	Vanderbilt	2.84
2016	Florida	2.91
2017	Florida	3.45
2018	Texas A&M	3.38

## Strikeouts

1980	Vanderbilt	262
1981	Alabama	387
1982	Florida	293
1983	Alabama	372
1984	Florida	456
1985	LSU	442
1986	Alabama	437
1987	LSU	552
1988	LSU	519
1989	LSU	621
1990	LSU	555
1991	LSU	626
1992	South Carolina	549
1993	Auburn	558
1994	Florida	552
1995	Tennessee	545
1996	LSU	633
1997	LSU	681
1998	LSU	646
1999	Alabama	594
2000	LSU	574
2001	South Carolina	545
2002	South Carolina	587
2003	LSU	515
2004	South Carolina	660
2005	Alabama	569
2006	Vanderbilt	574
2007	Vanderbilt	632
2008	Ole Miss	624
2009	LSU	679



# YEAR-BY-YEAR TEAM LEADERS

2010	South Carolina . . . . .	625	1998	Florida . . . . .	.592
2011	Vanderbilt . . . . .	567	1999	Alabama . . . . .	.569
2012	LSU . . . . .	572	2000	LSU . . . . .	.542
2013	Mississippi State . . . . .	588	2001	LSU . . . . .	.508
2014	Vanderbilt . . . . .	636	2002	Florida . . . . .	.565
2015	Vanderbilt . . . . .	703	2003	Florida . . . . .	.512
2016	Florida . . . . .	671	2004	LSU . . . . .	.506
2017	Florida . . . . .	649	2005	Tennessee . . . . .	.498
2018	Ole Miss . . . . .	621	2006	Kentucky . . . . .	.523

## Fielding Percentage

1980	Kentucky . . . . .	.965	2007	South Carolina . . . . .	.508
1981	Florida . . . . .	.965	2008	Kentucky . . . . .	.515
1982	Ole Miss . . . . .	.957	2009	Alabama . . . . .	.566
1983	Alabama . . . . .	.960	2010	Auburn . . . . .	.591
1984	Tennessee . . . . .	.961	2011	Florida . . . . .	.460
1985	Vanderbilt . . . . .	.960	2012	Florida . . . . .	.449
1986	Florida . . . . .	.960	2013	Vanderbilt . . . . .	.439
1987	Mississippi State . . . . .	.966	2014	Kentucky . . . . .	.446
1988	Florida . . . . .	.968	2015	Texas A&M . . . . .	.456
1989	Georgia . . . . .	.968	2016	Texas A&M . . . . .	.467
1990	Georgia . . . . .	.968	2017	Kentucky . . . . .	.489
1991	Tennessee . . . . .	.964	2018	Kentucky . . . . .	.491
	Ole Miss . . . . .	.964			
1992	Arkansas . . . . .	.971			
1993	Tennessee . . . . .	.975			
1994	Tennessee . . . . .	.977			
1995	LSU . . . . .	.970			
1996	Alabama . . . . .	.971			
1997	Florida . . . . .	.968			
1998	South Carolina . . . . .	.969			
1999	Mississippi State . . . . .	.974			
2000	Tennessee . . . . .	.967			
2001	Vanderbilt . . . . .	.970			
	South Carolina . . . . .	.970			
2002	South Carolina . . . . .	.975			
2003	Mississippi State . . . . .	.974			
2004	Vanderbilt . . . . .	.978			
2005	Ole Miss . . . . .	.974			
2006	South Carolina . . . . .	.978			
2007	Ole Miss . . . . .	.976			
2008	South Carolina . . . . .	.977			
2009	LSU . . . . .	.974			
	South Carolina . . . . .	.974			
2010	Florida . . . . .	.978			
2011	Georgia . . . . .	.974			
2012	LSU . . . . .	.980			
2013	LSU . . . . .	.980			
2014	Mississippi State . . . . .	.981			
2015	Florida . . . . .	.984			
2016	Florida . . . . .	.982			
2017	Florida . . . . .	.981			
2018	Vanderbilt . . . . .	.981			

## Slugging Percentage

1981	Florida . . . . .	.499
1982	Auburn . . . . .	.495
1983	Alabama . . . . .	.521
1984	Alabama . . . . .	.497
1985	Vanderbilt . . . . .	.560
1986	Alabama . . . . .	.514
1987	Georgia . . . . .	.542
1988	Mississippi State . . . . .	.502
1989	Mississippi State . . . . .	.508
1990	LSU . . . . .	.486
1991	Kentucky . . . . .	.501
1992	South Carolina . . . . .	.512
1993	LSU . . . . .	.511
1994	Kentucky . . . . .	.548
1995	LSU . . . . .	.491
1996	LSU . . . . .	.558
1997	Alabama . . . . .	.622

## Individual

### Batting Average

Year	Player, Team	Avg.
1962	Ronnie Braddock, Georgia	.489
2012	Raph Rhymes, LSU	.431

### Runs Per Game

Year	Player, Team	Avg.
1983	Bret Elbin, Alabama	1.63
2001	Chris Burke, Tennessee	1.57
2017	Kramer Robertson, LSU	1.09

### Doubles Per Game

Year	Player, Team	Avg.
1991	Doug Radziewicz, Georgia	0.54 (Also led nation in doubles with 31)
2017	Brent Rooker, Mississippi State	0.45

### Triples Per Game

Year	Player, Team	Avg.
1963	Carroll Minnick, Georgia	0.28
1965	Frank Fryer, Auburn	0.26

### Triples

Year	Player, Team	No.
1979	Mike Kelly, Miss. State	12*

### Home Runs Per Game

Year	Player, Team	Avg.
1969	Phil Garner, Tennessee	0.36
1973	Bobby Tucker, Tennessee	0.37

### Home Runs

Year	Player, Team	No.
1981	Bruce Castoria, Miss. State	29*
1996	Eddy Furniss, LSU	26*
2005	Matt LaPorta, Florida	26
2008	Gordon Beckham, Georgia	28*
	Matt Clark, LSU	28*
2014	A.J. Reed, Kentucky	23
2015	Andrew Benintendi, Arkansas	20

### Slugging Percentage

Year	Player, Team	Avg.
2017	Brent Rooker, Mississippi State	.810

### Runs Batted In

Year	Player, Team	No.
1993	Todd Walker, LSU	102
1996	Eddy Furniss, LSU	103

### Total Bases

Year	Player, Team	TB
1993	Todd Walker, LSU	214
2010	Hunter Morris, Auburn	202
2017	Brent Rooker, Mississippi State	201

### Stolen Bases

Year	Player, Team	SB
1997	Clay Greene, Tennessee	54

### Strikeouts

Year	Player, Team	No.
2017	Alex Faedo, Florida	157

## Bases On Balls

Year	Player, Team	No.
1987	Andy Galy, LSU	77*
1998	Brad Wilkerson, Florida	85
2002	Jeremy Brown, Alabama	69

## Bases On Balls Per Game

Year	Player, Team	Avg.
1998	Brad Wilkerson, Florida	1.33 (Also led nation in bases on balls with 85)
2002	Jeremy Brown, Alabama	1.05 (Also led nation with 69)

## Toughest To Strike Out

Year	Player, Team	AB/SO	Avg.
1981	Larry Simcox, Ole Miss	174/1	174.0#

## Lowest Earned Run Average

Year	Player, Team	ERA
1981	Jeff Keener, Kentucky	0.51
1988	Bobby Reed, Miss. State	1.09

## Strikeout Ratio

Year	Player, Team	IP/SO	Avg.
1977	Bob Sprowl, Alabama	92.0/118	11.5
1981	Alan Dunn, Alabama	44.1/62	12.6
1994	John Powell, Auburn	89.1/130	13.1 (Also led nation in strikeouts with 130)
2008	Scott Bittle, Ole Miss	70.2/130	16.5
2012	Aaron Nola, LSU		12.57

## Victories

Year	Player, Team	W-L
1994	R.A. Dickey, Tennessee	15-2
1997	Tim Hudson, Auburn	15-2*
2000	Kip Bouknight, S. Carolina	17-1
2005	Luke Hochevar, Tennessee	15-3
2011	Michael Roth, S. Carolina	14-3
2015	Carson Fulmer, Vanderbilt	14-2

## Saves

Year	Player, Team	SV
1983	Troy Brauchle, Alabama	12
1991	Ben Short, Alabama	14*
1991	Rick Greene, LSU	14*
2001	Lee Gronkiewicz, S. Carolina	19
2002	Blake Taylor, S. Carolina	16
2003	Steven Register, Auburn	16
2004	Chad Blackwell, S. Carolina	20
2008	Joshua Fields, Georgia	18
2011	Matt Price, S. Carolina	20
2017	Michael Byre, Florida	19

## Team

### Batting Average

Year	Team	Avg.
1971	Auburn	.330

### Hits

Year	Team	No.
1990	LSU	807
1997	Alabama	860
2011	Florida	755
2015	LSU	762

## Runs

Year	Team	No.
1993	LSU	603
1997	Alabama	679

## Home Runs Per Game

Year	Team	Avg.
1972	Kentucky	1.15
1994	Kentucky	1.93 (Also led nation in home runs with 110)
1997	LSU	2.69# (Also led nation in home runs with 188)
1998	LSU	2.34 (Also led nation in home runs with 157)
2010	Auburn	2.05 (Also led nation in home runs with 131)

## Home Runs

Year	Team	No.
1994	Kentucky	110
1996	LSU	131
1997	LSU	188#
1998	LSU	157
2010	Auburn	131
2012	Florida	75

## Slugging Percentage

Year	Team	Pct.
1997	Alabama	.622
2010	Auburn	.591

## Total Bases

Year	Team	TB
1997	Alabama	1,571

## Stolen Bases

Year	Team	SB
1991	Tennessee	174

## Strikeouts

Year	Team	No.
2017	Florida	649

## Fielding Percentage

Year	Team	Pct.
1993	Tennessee	.975
1994	Tennessee	.977
1999	Mississippi State	.974
2002	South Carolina	.976
2015	Florida	.984

## Double Plays Per Game

Year	Team	Avg.
1975	Kentucky	1.37
1994	Tennessee	1.41 (Also led nation in double plays with 93)

## Double Plays

Year	Team	Avg.
1990	Georgia	85
1994	Tennessee	93
2012	Mississippi State	71



# NCAA STATISTICAL CHAMPIONS

## Attendance

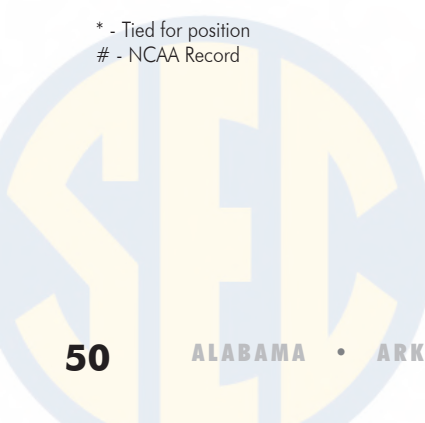
### Average Attendance

Year	Team	Avg.
1985	Miss. State	3,894
1987	Miss. State	3,536
1988	Miss. State	3,634
1989	Miss. State	4,476
1990	Miss. State	6,430
1996	LSU	5,816
1997	LSU	6,322
1998	LSU	6,646
1999	LSU	7,155
2000	LSU	7,356
2001	LSU	7,476
2002	LSU	7,532
2003	LSU	7,449
2004	LSU	7,802
2005	LSU	7,508
2006	LSU	7,320
2007	Arkansas	8,089
2008	LSU	7,590
2009	LSU	9,611
2010	LSU	10,673
2011	LSU	10,534
2012	LSU	10,736
2013	LSU	11,006#
2014	LSU	10,880
2015	LSU	10,799
2016	LSU	10,580
2017	LSU	10,725
2018	LSU	10,786

### Total Attendance

Year	Team	Total
1990	Miss. State	199,330
1996	LSU	226,805
1997	LSU	252,864
1998	LSU	232,597
1999	LSU	271,888
2000	LSU	286,874
2001	LSU	276,622
2002	LSU	271,159
2003	LSU	245,813
2004	LSU	265,255
2005	LSU	270,300
2006	LSU	263,534
2007	LSU	256,537
2008	LSU	311,187
2009	LSU	394,068
2010	LSU	394,900
2011	LSU	400,295
2012	LSU	472,931
2013	LSU	473,298#
2014	LSU	424,321
2015	LSU	421,171
2016	LSU	433,783
2017	LSU	418,291
2018	LSU	399,085

\* - Tied for position  
# - NCAA Record



# SEC TOURNAMENT HISTORY

## Champions

Year	Team	Site
1977	Ole Miss	Oxford, Miss.
1978	Auburn	Gainesville, Fla.
1979	Mississippi State	Starkville, Miss.
1980	Vanderbilt	Gainesville, Fla.
1981	Florida	Starkville, Miss.
1982	Florida	Gainesville, Fla.
1983	Alabama	Starkville, Miss.
1984	Florida	Gainesville, Fla.
1985	Mississippi State	Baton Rouge, La.
1986	LSU	Baton Rouge, La.
1987	Mississippi State	Athens, Ga.
1988	Florida	Starkville, Miss.
1989	Auburn	Gainesville, Fla.
1990*	LSU/Mississippi State	Hoover, Ala.
1991	Florida	Baton Rouge, La.
1992	LSU	New Orleans, La.
1993	Eastern - Tennessee	Columbia, S.C.
	Western - LSU	Baton Rouge, La.
1994	Eastern - Tennessee	Lexington, Ky.
	Western - LSU	Oxford, Miss.
1995	Eastern - Tennessee	Knoxville, Tenn.
	Western - Alabama	Starkville, Miss.
1996	Alabama	Hoover, Ala.
1997	Alabama	Columbus, Ga.
1998	Auburn	Hoover, Ala.
1999	Alabama	Hoover, Ala.
2000	LSU	Hoover, Ala.
2001	Mississippi State	Hoover, Ala.
2002	Alabama	Hoover, Ala.
2003	Alabama	Hoover, Ala.
2004	South Carolina	Hoover, Ala.
2005	Mississippi State	Hoover, Ala.
2006	Ole Miss	Hoover, Ala.
2007	Vanderbilt	Hoover, Ala.
2008	LSU	Hoover, Ala.
2009	LSU	Hoover, Ala.
2010	LSU	Hoover, Ala.
2011	Florida	Hoover, Ala.
2012	Mississippi State	Hoover, Ala.
2013	LSU	Hoover, Ala.
2014	LSU	Hoover, Ala.
2015	Florida	Hoover, Ala.
2016	Texas A&M	Hoover, Ala.
2017	LSU	Hoover, Ala.
2018	Ole Miss	Hoover, Ala.

\*LSU and Mississippi State were declared tournament co-champions when lightning and rain ended play in Game 11 with LSU leading 6-0 in the bottom of the fourth inning.

## Most Valuable Player

Year	Player	Pos.	Team
1979	Mike Kelley	OF	Mississippi State
1980	Dave Nenad	DH	Vanderbilt
1981	Jeff Keener	P	Kentucky
1982	Rich Bombard	P	Florida
1983	David Magadan	1B	Alabama
1984	Alan Cockrell	OF	Tennessee
1985	Gene Morgan	P	Mississippi State
1986	Jeff Yurtin	3B	LSU
1987	Dan Paradoa	OF	Mississippi State
1988	Brian Reimsnyder	OF	Florida
1989	Roger Miller	C	Georgia
1990	Jon Harden	P	Mississippi State
1991	Herbert Perry	DH	Florida
	Brian Purvis	OF	Florida
1992	Andy Sheets	SS	LSU
1993	Eastern - Todd Helton	1B	Tennessee
	Western - Harry Berrios	OF	LSU
1994	Eastern - Todd Helton	1B	Tennessee
	Steve Soper	2B	Tennessee
	Western - Russ Johnson	SS	LSU
1995	Eastern - Todd Helton	1B	Tennessee
	Scott Vieira	3B	Tennessee
	Western - Rusty Loffin	OF	Alabama
1996	Joe Caruso	2B	Alabama

1997	David Tidwell	OF	Alabama
1998	Rodney Nye	1B	Arkansas
1999	G.W. Keller	OF	Alabama
2000	Wally Pontiff	IF	LSU
2001	Chris Young	P	Mississippi State
2002	Brent Boyd	1B	Alabama
2003	Beau Hearod	OF	Alabama
2004	Steven Tolleson	OF	South Carolina
	Kevin Melillo	INF	South Carolina
2005	Jeff Butts	OF	Mississippi State
2006	Mark Wright	OF	Ole Miss
2007	Pedro Alvarez	3B	Vanderbilt
2008	Blake Dean	DH	LSU
2009	Mikie Mahtook	OF	LSU
2010	Austin Nola	SS	LSU
2011	Daniel Pigott	OF	Florida
2012	Adam Frazier	SS	Mississippi State
2013	Chris Cotton	P	LSU
2014	Tyler Moore	1B	LSU
2015	J.J. Schwarz	C/DH	Florida
2016	Nick Banks	OF	Texas A&M
2017	Chad Spanberger	1B	Arkansas
2018	Nick Fortes	C	Ole Miss

## All-Time Standings

Team	App.	W-L	Pct.	Tourney Titles
LSU	33	85-42	.669	12
Texas A&M	6	11-7	.611	1
Vanderbilt	23	47-37	.560	2
Miss. State	33	65-53	.551	7
Alabama	28	48-44	.522	7
Florida	38	68-64	.515	4
Tennessee	15	25-24	.510	3
Ole Miss	23	37-39	.487	6
Arkansas	23	33-40	.452	0
Auburn	26	34-48	.415	3
Georgia	24	28-45	.384	0
Kentucky	21	22-36	.379	0
South Carolina	26	29-48	.377	1
Missouri	5	2-7	.222	0

## Largest Tournament Average Attendance

Year	Site	Total	Games	Average
1. 2010	Hoover, Ala.	126,071	13	9,698
2. 2003	Hoover, Ala.	122,393	13	9,415
3. 2014	Hoover, Ala.	120,386	17	7,082
4. 2008	Hoover, Ala.	124,139	14	8,867
5. 2016	Hoover, Ala.	150,064	17	8,801
6. 2005	Hoover, Ala.	119,580	14	8,541
7. 2018	Hoover, Ala.	144,086	17	8,476
8. 2002	Hoover, Ala.	124,440	15	8,296
9. 2013	Hoover, Ala.	134,496	17	7,912
10. 2012	Hoover, Ala.	129,112	17	7,795

## Largest Tournament Single Game Attendance

Date	Site	Game	Attendance
1. 5/23/99	Hoover, Ala.	Alabama 9, Arkansas 3	16,165
2. 5/23/03	Hoover, Ala.	Alabama 7, Auburn 5	14,427
3. 5/13/98	Hoover, Ala.	Auburn 11, Alabama 8	14,390
4. 5/27/18	Hoover, Ala.	Ole Miss 9, LSU 1	14,126
5. 5/26/02	Hoover, Ala.	Alabama 6, S. Carolina 2	13,367
6. 5/30/10	Hoover, Ala.	LSU 4, Alabama 3 (11 innings)	13,327
7. 5/28/17	Hoover, Ala.	LSU 4, Arkansas 2	13,128
8. 5/24/06	Hoover, Ala.	LSU 4, Alabama 3	12,838
9. 5/24/03	Hoover, Ala.	Alabama 13, Auburn 3	12,673
10. 5/26/10	Hoover, Ala.	Alabama 7, Auburn 2	12,514
11. 5/24/08	Hoover, Ala.	LSU 12, Alabama 10	12,324
12. 5/29/05	Hoover, Ala.	Miss. State 4, Ole Miss 1	12,290
13. 5/27/12	Hoover, Ala.	Miss. State 3, Vanderbilt 0	12,256
14. 5/27/10	Hoover, Ala.	Alabama 6, Ole Miss 3	12,180



# SEC ALL- TOURNAMENT TEAMS

## 1978

- 1B Dom Fucci, Auburn
- 2B J.B. Brown, Auburn
- SS Bubba Kizer, Georgia
- 3B John McDonald, Miss. State
- C Russ Aldrich, Miss. State
- OF Del Bender, Miss. State
- OF Jim Watkins, Florida
- OF Bubba Chrismer, Georgia
- P Jack Lazorko, Miss. State
- P Perry Cliburn, Miss. State
- DH Bo Fucci, Auburn

## 1979

- 1B Tim Weisheim, Miss. State
- 2B Chuck Long, Florida
- SS Larry Hall, Florida
- 3B Bobby Mariano, LSU
- C John McDonald, Miss. State
- OF Mike Kelley, Miss. State
- OF Bob Kocol, Miss. State
- OF Jim Watkins, Florida
- UT Steve Bollman, LSU
- P Kerry Kellogg, Florida
- P Ken Kurtz, Miss. State
- DH Tony Stevens, Florida

### Most Valuable Player

Mike Kelley, Miss. State

## 1980

- 1B Mike Pike, Vanderbilt
- 2B Charles DeFrance, Vanderbilt
- SS Larry Simcox, Ole Miss
- 3B Bill Hench, Vanderbilt
- C Scott Madison, Vanderbilt
- OF Johnny Tutt, Auburn
- OF Jerry Williams, Vanderbilt
- OF Pat Pomeranz, Ole Miss
- OF Darrell Wilkes, Auburn
- UT John Metasavage, Auburn
- P Jeff Calhoun, Ole Miss
- P Dan Jahnke, Vanderbilt
- DH Dave Nenad, Vanderbilt

### Most Valuable Player

Dave Nenad, Vanderbilt

## 1981

- 1B Dave Falcone, Florida
- 2B Danny Potosky, Kentucky
- SS Steve Lombardozzi, Florida
- 3B Lou Sottile, Miss. State
- C Greg Ryle, Kentucky
- OF Mark Gillaspie, Miss. State
- OF Glenn Carpenter, Florida
- OF Mike Botkin, Kentucky
- UT Mike Henley, Florida
- UT Dave Klipstein, Miss. State
- P Jeff Keener, Kentucky
- P Don Mundie, Miss. State
- P Randy O'Neil, Florida

### Most Valuable Player

Jeff Keener, Kentucky

## 1982

- 1B Javier Ortiz, Florida
- 2B Kirk Hanson, Ole Miss
- SS David Clements, Ole Miss
- 3B David Magadan, Alabama
- C Mike Stanley, Florida
- OF Guy Summerlin, Ole Miss
- OF Greg Geren, Tennessee
- OF Curt Cornwell, Tennessee
- OF Steve Ford, Florida
- UT Dean Eichelberger, Tennessee
- P Bryan Farmer, Ole Miss
- P Teddy Carson, Tennessee
- P Rich Bombard, Florida
- DH Rusty Ensor, Tennessee

### Most Valuable Player

Rich Bombard, Florida

## 1983

- 1B David Magadan, Alabama
- 2B Pete White, Miss. State
- SS Bob Parker, Miss. State
- 3B Brett Elbin, Alabama
- C Frank Vellaggia, Alabama
- OF Rafael Palmeiro, Miss. State
- OF Alan Cockrell, Tennessee
- OF Curt Cornwell, Tennessee
- P Tim Meacham, Alabama
- P Jeff Brantley, Miss. State
- DH Dean Eichelberger, Tennessee

### Most Valuable Player

David Magadan, Alabama

## 1984

- 1B Mike Pitisci, Alabama
- 2B Bruce Crabbe, Florida
- SS Bob Parker, Miss. State
- 3B Mike Stanley, Florida
- C Frank Vellaggia, Alabama
- OF Scott Ruskin, Florida
- OF Tom Stamps, Tennessee
- OF Dee Smithey, Alabama
- UT Ted McClendon, Alabama
- P Clay Daniel, Florida
- P Jeff Fischer, Florida
- DH Bobby Thigpen, Miss. State

### Most Valuable Player

Alan Cockrell, Tennessee

## 1985

- 1B Mike Stanley, Florida
- 2B Gator Thiesen, Miss. State
- SS Jeff Reboulet, LSU
- 3B John Scott, Miss. State
- C Roark McDonald, Miss. State
- OF Bobby Thigpen, Miss. State
- OF Dan Van Cleve, Miss. State
- OF Ron Wenrich, Georgia
- P Jeff Brantley, Miss. State
- P Gene Morgan, Miss. State
- UT Tim Touma, Florida

### Most Valuable Player

Gene Morgan, Miss. State

## 1986

- 1B Pete Freeman, Georgia
- 2B Mike Qualls, Alabama
- SS Jimmy Harrell, Georgia
- 3B Jeff Yurtin, LSU
- C Doug Duke, Alabama
- OF Joey Belle, LSU
- OF Mike Papajohn, LSU
- OF Trey Gainous, Auburn
- UT Pat Bailey, Auburn
- P Cris Carpenter, Georgia
- P Barry Manuel, LSU

### Most Valuable Player

Jeff Yurtin, LSU

## 1987

- 1B John Mitchell, Miss. State
- 2B Terry Shumpert, Kentucky
- SS Dave Cunningham, LSU
- 3B Kevin Henry, Auburn
- C Craig Faulkner, LSU
- OF Trey Gainous, Auburn
- OF Jody Hurst, Miss. State
- OF Dan Paradoa, Miss. State
- DH Richie Grayum, Miss. State
- P Derek Lilliquist, Georgia
- P Terry Ellis, Miss. State

### Most Valuable Player

Dan Paradoa, Miss. State

## 1988

- 1B Tommy Raffo, Miss. State
- 2B Vince Castaldo, Kentucky
- SS Brad Hildreth, Miss. State
- 3B Darin Rieman, Kentucky
- C Barry Winford, Miss. State
- OF Brian Reimsnyder, Florida
- OF Rich Vasquez, LSU
- OF Bruce Chick, Georgia
- DH Mario Linares, Florida
- P Jeff Gidcumb, Florida
- P Mark Lipson, Georgia

### Most Valuable Player

Brian Reimsnyder, Florida

## 1989

- 1B Frank Thomas, Auburn
- 2B Jeff Leatherman, Auburn
- SS J.R. Showalter, Georgia
- 3B Jeff Cooper, Georgia
- C Roger Miller, Georgia
- OF Clark Preble, Auburn
- OF Chris Hart, Auburn
- OF Bruce Chick, Georgia
- DH Brian Jester, Georgia
- P Dave Fleming, Georgia
- P Tommy Youngblood, Auburn

### Most Valuable Player

Roger Miller, Georgia

## 1990

- 1B Tommy Raffo, Miss. State
- 2B Scott Mitchell, Miss. State
- SS Scott Bethea, LSU
- 3B Burke Masters, Miss. State
- C Jeff Martin, Vanderbilt
- OF Ron Lim, LSU
- OF David Mitchell, Miss. State
- OF Wes Grisham, LSU
- DH Todd Muckerheide, Vanderbilt
- P Jon Harden, Miss. State
- P Chad Ogea, LSU
- P Bobby Reed, Miss. State

### Most Valuable Player

Jon Harden, Miss. State

## 1991

- 1B Brent Killen, Florida
- 2B Paul Petrusis, Miss. State
- SS Kevin Polcovich, Florida
- 3B Chuck Daniel, Miss. State
- C Mario Linares, Florida
- OF Brian Duva, Florida
- OF Brian Purvis, Florida
- OF Chris Moock, LSU
- DH Herbert Perry, Florida
- P B.J. Wallace, Miss. State
- P John Pricher, Florida

### Most Valuable Players

Herbert Perry, Florida  
Brian Purvis, Florida

## 1992

- 1B Brent Killen, Florida
- 2B Todd Walker, LSU
- SS Andy Sheets, LSU
- 3B Burke Cromer, S. Carolina
- C Scott Epps, Arkansas
- OF David Majeski, Florida
- OF Chris Moock, LSU
- OF Jerry Shepherd, S. Carolina
- DH Mike Neal, LSU
- P Lloyd Peever, LSU
- P Ronnie Rantz, LSU

### Most Valuable Player

Andy Sheets, LSU

## 1993

### Eastern Division

- 1B Todd Helton, Tennessee
- 2B Nick Morrow, Vanderbilt
- SS Jeff Michael, Kentucky
- 3B Terry Weaver, Georgia
- C James Northeimer, Tennessee
- OF Matt Bragga, Kentucky
- OF Rodney Close, Georgia
- OF Tom Thaemert, Kentucky
- DH Bard Hindersman, Kentucky
- P Alex Barylak, Georgia
- P Jason Carruth, Tennessee

### Most Valuable Player

Todd Helton, Tennessee

# SEC ALL-TOURNAMENT TEAMS

## Western Division

1B Brian Alyea, Auburn  
 2B John Futrell, Ole Miss  
 SS Russ Johnson, LSU  
 3B Jason Williams, LSU  
 C Mitch Duke, Auburn  
 OF Harry Berrios, LSU  
 OF Mike Neal, LSU  
 OF Ricky Joe Redd, Miss. State  
 DH Steve Hegan, Miss. State  
 P Gary Rath, Miss. State  
 P Will Hunt, LSU

### Most Valuable Player

Harry Berrios, LSU

## 1994

### Eastern Division

1B Todd Helton, Tennessee  
 2B Steve Soper, Tennessee  
 3B Boomer Whipple, Vanderbilt  
 SS Allan Parker, Tennessee  
 C James Northeimer, Tennessee  
 C Stephen Wix, Vanderbilt  
 OF Jeff Abbott, Kentucky  
 OF Nick Morrow, Vanderbilt  
 OF Craig Sands, Vanderbilt  
 DH Travis Hawkins, Georgia  
 P Chris Ciaccio, Georgia  
 P R. A. Dickey, Tennessee

### Most Valuable Players

Todd Helton, Tennessee  
 Steve Soper, Tennessee

## Western Division

1B Kendrick Moore, Arkansas  
 2B Mark Bellhorn, Auburn  
 3B Shawn McNally, Auburn  
 SS Russ Johnson, LSU  
 C Jeff Robinson, Ole Miss  
 OF Kevin Ainsworth, LSU  
 OF Ricky Joe Redd, Miss. State  
 OF Frank Sanders, Auburn  
 DH Brad Wilson, LSU  
 P John Powell, Auburn  
 P Ryan Hala, Auburn

### Most Valuable Player

Russ Johnson, LSU

## 1995

### Eastern Division

B Todd Helton, Tennessee  
 2B Ed Lewis, Tennessee  
 3B Scott Vieira, Tennessee  
 SS Pete Arenas, Georgia  
 C Todd Young, Kentucky  
 OF Josh Paul, Vanderbilt  
 OF Chad Green, Kentucky  
 OF Scott Schroeffel, Tennessee  
 DH Ryan Brown, Vanderbilt  
 P Ryan Meyers, Tennessee  
 P Scott Schroeffel, Tennessee

### Co-Most Valuable Players

Todd Helton, Tennessee  
 Scott Vieira, Tennessee

## Western Division

1B Chris Moller, Alabama  
 2B Warren Morris, LSU  
 3B Nathan Dunn, LSU  
 SS Mark Bellhorn, Auburn  
 C David Skeels, Arkansas  
 OF Kendrick Moore, Arkansas  
 OF Rusty Loflin, Alabama  
 OF Chad Cooley, LSU  
 DH Eddy Furniss, LSU  
 P Neal Lamb, Alabama  
 P Matt Carnes, Arkansas  
 P Eric DuBose, Miss. State

### Most Valuable Player

Rusty Loflin, Alabama

## 1996

1B Chuck Hazzard, Florida  
 2B Joe Caruso, Alabama  
 3B Travis Hayes, Kentucky  
 SS Brad Freeman, Miss. State  
 C Eric Castaldo, Florida  
 OF Chad Green, Kentucky  
 OF Doug Hall, Alabama  
 OF Dustan Mohr, Alabama  
 DH Chris Moller, Alabama  
 P R.A. Dickey, Tennessee  
 P Eddie Yarnall, LSU

### Most Valuable Player

Joe Caruso, Alabama

## 1997

1B Robbie Tucker, Alabama  
 2B Blair Barbier, LSU  
 3B Andy Phillips, Alabama  
 SS Brandon Larson, LSU  
 C Matt Frick, Alabama  
 OF David Tidwell, Alabama  
 OF Dustan Mohr, Alabama  
 OF Danny Higgins, LSU  
 DH Brad Wilkerson, Florida  
 P Jarrod Kingrey, Alabama  
 P Kevin Knorst, Alabama

### Most Valuable Player

David Tidwell, Alabama

## 1998

1B Rodney Nye, Arkansas  
 2B Heath Kelly, Auburn  
 3B Chad Wandall, Auburn  
 SS Joe Jester, Arkansas  
 C Brent Caldwell, Arkansas  
 OF Jack Welsh, Arkansas  
 OF Drew Bounds, Alabama  
 OF Hayden Gliemmo, Auburn  
 DH Jayson Cox, Alabama  
 P Randy Keisler, LSU  
 P Jarrod Kingrey, Alabama

### Most Valuable Player

Rodney Nye, Arkansas

## 1999

1B Jeremy Brown, Alabama  
 2B Mark Burnett, Arkansas  
 3B Rodney Nye, Arkansas  
 SS Joe Jester, Arkansas  
 C Kelley Gullette, Alabama  
 OF Mailon Kent, Auburn  
 OF G.W. Keller, Alabama

OF Jamie Rock, Miss. State  
 DH Travis Chapman, Miss. State  
 P Dan McShea, Ole Miss  
 P Tanner Brock, Miss. State

### Most Valuable Player

G.W. Keller, Alabama

## 2000

1B Brad Hawpe, LSU  
 2B Sam Bozanich, Alabama  
 3B Blair Barbier, LSU  
 SS Drew Meyer, South Carolina  
 C Kelley Gullette, Alabama  
 OF Wally Pontiff, LSU  
 OF Cedrick Harris, LSU  
 OF Tim Olson, Florida  
 DH Kurt Keene, Florida  
 P Mike Smalley, Florida  
 P Brian Tallet, LSU

### Most Valuable Player

Wally Pontiff, LSU

## 2001

C Matt Heath, LSU  
 1B Josh Christian, Ole Miss  
 2B Bryon Jeffcoat, South Carolina  
 3B Lance Jones, Ole Miss  
 SS Chris Burke, Tennessee  
 OF Michael Floyd, South Carolina  
 OF Todd Linden, LSU  
 OF Josh West, Mississippi State  
 DH Jon Knott, Mississippi State  
 P Chris Young, Mississippi State  
 P Brandon Medders, Mississippi State

### Most Valuable Player

Chris Young, Mississippi State

## 2002

C Cody Clark, Arkansas  
 1B Brent Boyd, Alabama  
 2B Pete Stonard, Alabama  
 3B Pat Osborn, Florida  
 SS Drew Meyer, South Carolina  
 OF Ben Harrison, Florida  
 OF Matt Heath, LSU  
 OF Steve Thomas, South Carolina  
 DH Ryan Shealy, Florida  
 P Jeff Norris, Alabama  
 P Gary Bell, South Carolina

### Most Valuable Player

Brent Boyd, Alabama

## 2003

C Bobby Huddleston, Auburn  
 1B Zac Welch, Alabama  
 2B Thomas Berkery, Mississippi State  
 3B Steve Gendron, Mississippi State  
 SS Aaron Hill, LSU  
 OF Beau Hearod, Alabama  
 OF Javon Moran, Auburn  
 OF Nick Pitts, Arkansas  
 DH Adam Pavkovich, Alabama  
 P Jaime Gan, Mississippi State  
 P Arnold Hughey, Auburn

### Most Valuable Player

Beau Hearod, Alabama

## 2004

P Jeremy Sowers, Vanderbilt  
 P Connor Falkenbach, Florida  
 C Jonathan Douillard, Vanderbilt  
 1B C.J. Smith, Florida  
 2B Warner Jones, Vanderbilt  
 3B Jonathan Tucker, Florida  
 SS Ryan Klosterman, Vanderbilt  
 OF Jake Dugger, Arkansas  
 OF Eli Iorg, Tennessee  
 OF Brendan Winn, South Carolina  
 DH Cesar Nicolas, Vanderbilt

### Co-Most Valuable Players

Steven Tolleson/Kevin Melillo, South Carolina

## 2005

P Mark Holliman, Ole Miss  
 P Todd Doolittle, Mississippi State  
 C J.P. Arencibia, Tennessee  
 1B Matt LaPorta, Florida  
 2B Jeffrey Rea, Mississippi State  
 3B Neil Giesler, South Carolina  
 SS Zack Cozart, Ole Miss  
 OF Brian Pettway, Ole Miss  
 OF Jeff Butts, Mississippi State  
 OF Jeff Corsaletti, Florida  
 DH Justin Henry, Ole Miss

### Most Valuable Player

Jeff Butts, Mississippi State

## 2006

P Wade LeBlanc, Alabama  
 P Mike Cisco, South Carolina  
 C Jason Jacobs, Georgia  
 1B C.J. Ketchum, Ole Miss  
 2B Justin Henry, Ole Miss  
 3B Pedro Alvarez, Vanderbilt  
 SS Ryan Flaherty, Vanderbilt  
 OF Dominic de la Osa, Vanderbilt  
 OF Mark Wright, Ole Miss  
 OF Alex Presley, Ole Miss  
 DH Shea Robin, Vanderbilt

### Most Valuable Player

Mark Wright, Ole Miss

## 2007

P Jess Todd, Arkansas  
 P Nick Schmidt, Arkansas  
 C Shea Robin, Vanderbilt  
 1B Danny Hamblin, Arkansas  
 2B Tony Delmonico, Tennessee  
 3B Pedro Alvarez, Vanderbilt  
 SS Ryan Flaherty, Vanderbilt  
 OF Dominic de la Osa, Vanderbilt  
 OF Casey Coon, Arkansas  
 OF Justin Henry, Ole Miss  
 DH Jeff Lockwood, Tennessee

### Most Valuable Player

Pedro Alvarez, Vanderbilt



# SEC ALL-TOURNAMENT TEAMS

## 2008

P Lance Lynn, Ole Miss  
 P Blake Martin, LSU ; Austin Hyatt, Alabama  
 C Alex Avila, Alabama  
 1B Matt Clark, LSU; Andrew Giobbi, Vanderbilt  
 2B Ryan Schimph, LSU  
 3B Chris McClendon, Kentucky  
 SS Ryan Flaherty, Vanderbilt  
 OF Michael Guerrero, Ole Miss  
 OF Jordan Henry, Ole Miss  
 OF Kent Matthes, UA; Sawyer Carroll, UK  
 DH Blake Dean, LSU

**Most Valuable Player**  
 Blake Dean, LSU

## 2009

P Mike Minor, Vanderbilt  
 P Daniel Bradshaw, LSU  
 C Andrew Giobbi, Vanderbilt  
 1B Preston Tucker, Florida  
 2B Bo Bigham, Arkansas  
 3B Zack Cox, Arkansas  
 SS Austin Nola, LSU; Ben Tschepikow, Arkansas  
 OF Mikie Mahtook, LSU  
 OF Jonathan Pigott, Florida  
 OF Steven Liddle, Vanderbilt  
 DH Blake Dean, LSU

**Most Valuable Player**  
 Mikie Mahtook, LSU

## 2010

P Ben Alsup, LSU  
 P Jimmy Nelson, Alabama  
 DH Aaron Westlake, Vanderbilt  
 1B Blake Dean, LSU  
 SS Austin Nola, LSU  
 C Brock Bennett, Alabama  
 2B Tyler Hanover, LSU  
 3B Jake Smith, Alabama  
 OF Matt den Dekker, Florida  
 OF Mikie Mahtook, LSU  
 OF Taylor Hashman, Ole Miss

**Most Valuable Player**  
 Austin Nola, LSU

## 2011

P Hudson Randall, Florida  
 P Sonny Gray, Vanderbilt  
 P Michael Roth, S. Carolina  
 P Michael Palazzone, Georgia  
 DH Conrad Gregor, Vanderbilt  
 1B Aaron Westlake, Vanderbilt  
 SS Nolan Fontana, Florida  
 C James McCann, Arkansas  
 2B Riley Reynolds, Vanderbilt  
 3B Jason Esposito, Vanderbilt  
 OF Kyle Robinson, Arkansas  
 OF Daniel Pigott, Florida

**Most Valuable Player**  
 Daniel Pigott, Florida

## 2012

P Brian Johnson, Florida  
 P Jonathan Holder, Mississippi State  
 C Spencer Navin, Vanderbilt  
 1B Matt Snyder, Ole Miss  
 2B Casey Turgeon, Florida  
 3B Thomas McCarthy, Kentucky  
 SS Adam Frazier, Mississippi State  
 OF Connor Harrell, Vanderbilt;  
 Mike Yastrzemski, Vanderbilt  
 OF Mason Katz, LSU;  
 Justin Shafer, Florida  
 OF Demarcus Henderson, Mississippi State  
 DH Brian Johnson, Florida

**Most Valuable Player**  
 Adam Frazier, Mississippi State

## 2013

P Tyler Beede, Vanderbilt;  
 Daniel Mengden, Texas A&M  
 P Ryne Stanek, Arkansas; Chris Cotton, LSU  
 C Stuart Turner, Ole Miss  
 1B Conrad Gregor, Vanderbilt  
 2B Tony Kemp, Vanderbilt  
 3B Christian Ibarra, LSU  
 SS Adam Frazier, Mississippi State  
 OF Connor Harrell, Vanderbilt;  
 Hunter Renfroe, MSU  
 OF Tyler Spoon, Arkansas; Jared Foster, LSU  
 OF Matt Vinson, Arkansas  
 DH Sean McMullen, LSU; Zander Wiel, Vanderbilt

**Most Valuable Player**  
 Chris Cotton, LSU

## 2014

P Jared Poche, LSU  
 P Karsten Whitson, Florida  
 C Kade Scivicque, LSU;  
 Gavin Collins, Mississippi State  
 1B Tyler Moore, LSU  
 2B Conner Hale, LSU  
 3B Josh Tobias, Florida;  
 Austin Anderson, Ole Miss  
 SS Alex Bregman, LSU  
 OF Harrison Bader, Florida  
 OF Mark Laird, LSU  
 OF C.T. Bradford, Mississippi State  
 DH Sean McMullen, LSU

**Most Valuable Player**  
 Tyler Moore, LSU

## 2015

SP A.J. Puk, Florida  
 SP Matt Kent, Texas A&M  
 RP Taylor Lewis, Florida  
 C/DH J.J. Schwarz, Florida  
 1B Zander Wiel, Vanderbilt/Peter Alonso, Florida  
 2B Jared Foster, LSU  
 3B Will Toffey, Vanderbilt  
 SS Dansby Swanson, Vanderbilt  
 OF Jeren Kendall, Vanderbilt  
 OF Bryan Reynolds, Vanderbilt  
 OF Trey Harris, Missouri  
 OF Buddy Reed, Florida

**Most Valuable Player**  
 J.J. Schwarz, Florida

## 2016

P Scott Moss, Florida  
 P Brigham Hill, Texas A&M  
 P Zac Houston, Mississippi State  
 C Henri Lartigue, Ole Miss  
 DH Jonathan Moroney, Texas A&M  
 1B JJ Schwarz, Florida  
 2B Ryne Birk, Texas A&M  
 3B Colby Bortles, Ole Miss  
 SS Austin Homan, Texas A&M  
 OF Nick Banks, Texas A&M  
 OF J.B. Woodman, Ole Miss  
 OF Bryan Reynolds, Vanderbilt

**Most Valuable Player**  
 Nick Banks, Texas A&M

## 2017

P Alex Lange, LSU  
 P Kacey Murphy, Arkansas  
 C Blake Logan, Auburn  
 DH Luke Bonfield, Arkansas  
 1B Chad Spanberger, Arkansas  
 2B Cole Freeman, LSU  
 3B Jonah Bride, South Carolina  
 SS Kramer Robertson, LSU  
 OF Greg Deichmann, LSU  
 OF Antoine Duplantis, LSU  
 OF Carlos Cortes, South Carolina

**Most Valuable Player**  
 Chad Spanberger, Arkansas

## 2018

P John Doxakis, Texas A&M  
 P Todd Peterson, LSU  
 C Nick Fortes, Ole Miss  
 DH Edouard Julien, Auburn  
 1B Chris Andritsos, Texas A&M  
 2B Michael Helman, Texas A&M  
 3B Casey Martin, Arkansas  
 SS LT Tolbert, South Carolina  
 OF Antoine Duplantis, LSU  
 OF Will Golsan, Ole Miss  
 OF Thomas Dillard, Ole Miss\*  
 OF Jay Estes, Auburn\*

**Most Valuable Player**  
 Nick Fortes, Ole Miss

\*Denotes tie

# SEC TOURNAMENT RESULTS

## 1977

Oxford, Miss. • Swayze Field • May 13-16

### May 13, 1977, Game 1, Florida 3, Miss. State 1

Mississippi State .....010 000 000 - 1 4 2  
 Florida .....000 003 00X - 3 7 2  
 WP-Ross Baumgarten (8-3) LP-Jack Lazorko T-2:12  
 A-1800

### May 13, 1977, Game 2, Vanderbilt 9, Ole Miss 7

Ole Miss .....000 000 000 - 7 12 1  
 Vanderbilt .....000 000 00X - 9 12 2  
 WP-Rory Ferrell (5-2) LP-Scott Sanderson HR UM – Mike Templeton 2

### May 14, 1977, Game 3, Miss. State 15, Vanderbilt 2

Vanderbilt .....000 000 000 - 2 4 6  
 Mississippi State .....000 000 00X - 15 17 4  
 WP-Gary Willoughby LP-Rickey Kittrell

### May 14, 1977, Game 4, Florida 5, Ole Miss 4

Florida .....001 010 002 - 5 11 2  
 Ole Miss .....001 210 000 - 4 8 5  
 WP-John Stamper (5-3) LP-Rory Ferrell (5-3) T-2:30  
 A-2500 HR UM – Mike Templeton

### May 15, 1977, Game 5, Ole Miss 11, Miss. State 3

Ole Miss .....000 000 000 - 11 15 0  
 Mississippi State .....000 000 000 - 3 8 0  
 WP-Rich Ziblich LP-Buddy Maher HR UM – Mike Templeton

### May 15, 1977, Game 6, Ole Miss 7, Florida 6

Ole Miss .....000 020 050 - 7 10 1  
 Florida .....012 020 001 - 6 14 1  
 WP-Jay Purvis (5-1) LP-Billy Abell (6-2) T-2:53 A-2800

### May 16, 1977, Game 7, Ole Miss 7, Florida 4

Ole Miss .....300 100 021 - 7 10 1  
 Florida .....200 002 000 - 4 6 0  
 WP-Jeff Calhoun LP-Ross Baumgarten (8-4) T-2:13  
 A-3000 HR UM – Mike Templeton 2, Mike Pomeranz  
 HR UF - Adeimy

## 1978

Gainesville, Fla. • Perry Field • May 12-15

### May 12, 1978, Game 1, Auburn 8, Georgia 7

Georgia .....002 000 400 010 - 7 10 2  
 Auburn .....001 000 005 011 - 8 8 3  
 WP-Phil Deriso (6-3) LP-Gene Richie (2-4) T-3:50  
 A-423 HR AU – Steve Montgomery

### May 12, 1978, Game 2, Miss State 8, Florida 3

Mississippi State .....040 020 002 - 8 11 0  
 Florida .....300 000 000 - 3 7 4  
 WP-Jack Lazorko (8-1) LP-Pete Teixeira (8-4) T-2:40  
 A-2178

### May 13, 1978, Game 3, Georgia 7, Florida 2

Georgia .....100 002 040 - 7 11 1  
 Florida .....000 000 200 - 2 6 0  
 WP-Peyton Mosher (3-2) Save-Ken Raburn LP-Ron Crum  
 (8-1) T-2:55 A-936 HR UG – Don Clatterbuck, Bubba  
 Chrismer

### May 13, 1978, Game 4, Auburn 10, Miss. State 7

Auburn .....400 420 000 - 10 14 2  
 Mississippi State .....112 110 001 - 7 8 0  
 WP-Mark Shiflett (6-2) LP-Don Robinson (6-3) T-2:55  
 A-527 HR AU – Dom Fucci HR MSU - Del Bender 2

### May 14, 1978, Game 5, Miss. State 9, Georgia 3

Georgia .....200 100 000 - 3 7 1  
 Mississippi State .....002 006 10X - 9 11 2  
 WP-Buddy Maher (7-4) LP-Chris DiLorenzo (4-5) T-2:35  
 A-312 HR UG – Bubba Chrismer

### May 14, 1978, Game 6, Miss. State 3, Auburn 2

Mississippi State .....000 002 010 - 3 7 2  
 Auburn .....020 000 000 - 2 7 1  
 WP-Perry Cliburn (4-2) LP-Bill Latham (3-6) T-2:11  
 A-357 HR MSU – Del Bender

### May 15, 1978, Game 7, Auburn 8, Miss. State 5

Mississippi State .....003 101 000 - 5 9 3  
 Auburn .....041 001 20X - 8 11 2  
 WP-Scott Roney (7-4) LP-Don Robinson (6-4) T-2:40  
 A-437 HR AU – Dan Weingarten, Dom Fucci

## 1979

Starkville, Miss. • Dudy Noble Field • May 11-13

### May 11, 1979, Game 1, LSU 5, Florida 2

LSU .....200 000 102 - 5 10 0  
 Florida .....011 000 000 - 2 8 2  
 WP-Mike Alvarez (9-2) Save-Paul Gregory(5) LP-Chuck  
 Dale (7-4) T-2:28 A-1314

### May 11, 1979, Game 2, Miss. State 6, Kentucky 5

Kentucky .....000 003 200 - 5 8 2  
 Mississippi State .....010 020 30X - 6 10 1  
 WP-Ken Kurtz (10-1) LP-Joe Georger (12-2) T-2:31  
 A-4628

### May 13, 1979, Game 3, Florida 7, Kentucky 1

Florida .....400 200 100 - 7 8 1  
 Kentucky .....000 100 000 - 1 6 1  
 WP-Pete Teixeira (8-4) LP-Kevin O'Connor (4-2) T-2:45  
 A-1544 HR UF – David Banes (2)

### May 13, 1979, Game 4, Miss. State 12, LSU 5

Mississippi State .....223 000 005 - 12 16 3  
 LSU .....000 001 103 - 5 5 3  
 WP-Don Mundie (9-0) LP-Mike Lloyd (5-7) T-3:01  
 A-5112 HR LS – Bobby Mariano (5)

### May 14, 1979, Game 5, Florida 5, LSU 1

LSU .....100 000 000 - 1 3 0  
 Florida .....101 100 20X - 5 11 2  
 WP-Kerry Kellogg (8-2) LP-Kevin Karcher (5-1) T-2:40  
 A-625

### May 14, 1979, Game 6, Miss. State 12, Florida 11

Florida .....002 000 450 - 11 11 4  
 Mississippi State .....301 103 13X - 12 13 1  
 WP-Bryan Hardwick (3-3) LP-Mike Grant (6-4) T-3:18  
 A-4043 HR MS – Rick Dixon (7)

## 1980

Gainesville, Fla. • Perry Field • May 9-11

### May 9, 1980, Game 1, Auburn 3, Vanderbilt 2

Vanderbilt .....000 000 200 - 2 4 1  
 Auburn .....002 000 001 - 3 9 1  
 WP-Mark Shiflett (9-5) LP-David Nenad (6-5) T-2:31  
 A-556

### May 10, 1980, Game 2, Ole Miss 3, Florida 2

Ole Miss .....100 001 100 - 3 8 0  
 Florida .....010 000 100 - 2 6 1  
 WP-Jeff Calhoun (5-2) LP-Larry Mikesell (10-3) T-2:35  
 A-2915 HR UF – Dave Falcone (10)

### May 11, 1980, Game 3, Vanderbilt 11, Florida 7

Florida .....130 000 102 - 7 12 0  
 Vanderbilt .....400 040 21X - 11 13 1

WP-Barry Ralston (6-2) Save-John Yanello(4) LP-Mike  
 McClellan (5-1) T-3:22 A-1153

### May 11, 1980, Game 4, Auburn 7, Ole Miss 4

Auburn .....000 130 021 - 7 6 2  
 Ole Miss .....010 100 002 - 4 7 2  
 WP-Phil Constan (5-0) LP-Johnny Adams (2-3) T-2:37  
 A-388

### May 12, 1980, Game 5, Vanderbilt 21, Ole Miss 0

Vanderbilt .....101 121 537 - 21 24 1  
 Ole Miss .....000 000 000 - 0 5 2  
 WP-Don Jahnke (5-4) LP-Russ Davis (2-4) T-3:13  
 A-210

### May 12, 1980, Game 6, Vanderbilt 16, Auburn 3

Auburn .....000 300 000 - 3 4 6  
 Vanderbilt .....004 007 23X - 16 15 3  
 WP-Gary Burns (6-3) LP-David Wyatt (1-2) T-2:53  
 A-326 HR VU – Jerry Williams (3)

### May 13, 1980, Game 7, Vanderbilt 13, Auburn 0

Vanderbilt .....001 210 081 - 13 15 0  
 Auburn .....000 000 000 - 0 6 1  
 WP-David Nenad (7-5) LP-Phil Deriso (4-7) T-3:00  
 A-208

## 1981

Starkville, Miss. • Dudy Noble Field • May 15-17

### May 15, 1981, Game 1, Florida 3, Alabama 2

Alabama .....011 000 000 - 2 10 0  
 Florida .....100 200 00X - 3 7 0  
 WP-Larry Mikesell (10-2) LP-Vince Barrentine (10-4)  
 T-2:17 A-938 HR UF – Jim Yonker (10)

### May 15, 1981, Game 2, Miss. State 3, Kentucky 2

Kentucky .....010 100 000 - 2 7 0  
 Mississippi State .....100 100 10X - 3 6 0  
 WP-Don Mundie (12-4) LP-Scott Tockstein (3-2) T-2:38  
 A-6513 HR MS – Lou Sottile (3)

### May 16, 1981, Game 3, Kentucky 3, Alabama 2

Alabama .....010 100 000 - 2 6 1  
 Kentucky .....011 001 00X - 3 8 4  
 WP-Mark Martin (5-4) Save-Jeff Keener(4) LP-Bryan  
 Kelly (6-2) T-2:40 A-1442

### May 16, 1981, Game 4, Florida 8, Miss. State 3

Mississippi State .....001 101 000 - 3 8 1  
 Florida .....025 000 01X - 8 13 2  
 WP-Randy O'Neal (7-3) LP-Steve Susce (10-4) T-2:25  
 A-5251 HR MS – Mark Gillaspie (18) HR UF – Craig  
 McGraw (6)

### May 17, 1981, Game 5, Kentucky 3, Miss. State 2

Mississippi State .....000 000 020 - 2 4 1  
 Kentucky .....000 000 012 - 3 8 2  
 WP-Jeff Keener (13-1) LP-Steve D'Ercole (7-2) T-2:56  
 A-5111 HR MS – Bruce Castoria (28) HR UK – Tim  
 Luginbuhl (2)

### May 18, 1981, Game 6, Florida 11, Kentucky 5

Florida .....201 202 004 - 11 16 1  
 Kentucky .....200 300 000 - 5 13 4  
 WP-Rich Bombard (8-2) LP-Bob Silvanik (1-1) T-2:54  
 A-461 HR UF – Dave Falcone (18), Steve Floyd (2) HR  
 UK – Jeff Shartzter (15)



# SEC TOURNAMENT RESULTS

## 1982

Gainesville, Fla. • Perry Field • May 14-16

### May 14, 1982, Game 1, Ole Miss 10, Tennessee 4

Tennessee .....000 040 000 - 4 10 1  
Ole Miss .....230 100 31X - 10 14 1  
WP-Bryan Farmer (7-4) LP-Ted Carson (9-3) T-2:30  
A-489 HR UT - Rusty Ensor HR UM - Kirk Hanson

### May 14, 1982, Game 2, Florida 7, Alabama 3

Alabama .....000 012 000 - 3 9 3  
Florida .....032 101 00X - 7 9 0  
WP-Rich Bombard (10-5) LP-Craig Antush (5-2) T-3:10  
A-2523

### May 15, 1982, Game 3, Tennessee 7, Alabama 6

Alabama .....020 000 211 - 6 11 3  
Tennessee .....004 000 003 - 7 7 3  
WP-Ted Carson (10-3) LP-Pete Ferrer (3-2) T-2:38  
A-310

### May 15, 1982, Game 4, Florida 8, Ole Miss 7

Ole Miss .....020 010 103 - 7 9 2  
Florida .....010 015 01X - 8 10 3  
WP-Nick Krsnich (8-3) LP-Laddie Renfro (6-1) T-2:29  
A-2662 HR UM - Guy Summerlin, Les Smith HR - UF  
Javier Ortiz 2

### May 16, 1982, Game 5, Tennessee 12, Ole Miss 11

Ole Miss .....000 430 220 - 11 16 1  
Tennessee .....001 120 143 - 12 18 1  
WP-Ted Carson (11-3) LP-Ramie Ford T-3:07 A-354  
HR UT - Mike Wise

### May 16, 1982, Game 6, Tennessee 10, Florida 7

Florida .....000 300 031 - 7 4 6  
Tennessee .....030 501 10X - 10 9 4  
WP-David Chennault (3-3) Save-Ted Carson LP-Dean  
Naylor (2-4) T-3:04 A-2917 HR UT - Greg Geren,  
Tracy Hamilton

### May 17, 1982, Game 7, Florida 9, Tennessee 3

Tennessee .....000 020 001 - 3 10 4  
Florida .....323 010 00X - 9 10 0  
WP-Rich Bombard (11-5) LP-Mitch Sims (1-1) T-2:45  
A-3058

## 1983

Starkville, Miss. • Dudy Noble Field • May 13-15

### May 13, 1983, Game 1, Alabama 15, Florida 2

Alabama .....513 102 003 - 15 17 0 (38-9)  
Florida .....100 000 010 - 2 10 3 (38-13)  
WP-Dean Hayes (10-2) LP-Clay Daniel (5-3) T-2:39  
A-1233 HR UA - Bret Elbin (6), Dave Magadin 2 (6)

### May 14, 1983, Game 2, Tennessee 20, Miss. St. 11

Tennessee .....250 105 106 - 20 23 1 (26-14)  
Mississippi State .....001 030 520 - 11 11 3 (37-12)  
WP-Rich Rodriguez (7-3) Save-Jeff Owen(1) LP-Hans  
Herzog (11-2) T-3:46 A-5735 HR UT - Dean Eichel-  
berger (3), Alan Cockrell (14)

### May 15, 1983, Game 3, Miss. State 5, Florida 3

Florida .....001 100 010 - 3 6 3 (38-14)  
Mississippi State .....100 100 12X - 5 8 1 (38-12)  
WP-Jeff Brantley (10-3) LP-Rich Rice (3-2) T-2:15  
A-4326 HR - UF - Brad Dantzler (5) HR MS - Pete  
White (3), Rafael Palmeiro (18)

### May 15, 1983, Game 4, Alabama 8, Tennessee 6

Tennessee .....003 020 100 - 6 6 3 (26-15)  
Alabama .....150 020 00X - 8 10 3 (39-9)  
WP-Tim Meacham (5-0) LP-David Curl (4-1) T-2:46

A-3107 HR UA - Dave Magadan (7), Dee Smithey (3)

### May 16, 1983, Game 5, Miss. State 9, Tennessee 4

Mississippi State .....010 301 112 - 9 13 1 (39-12)  
Tennessee .....000 300 010 - 4 11 5 (26-16)  
WP-Robbin Jeter (5-2) LP-Jeff Owen (3-5) T-2:43  
A-2546 HR MS - Will Clark (8), Jay Porter (7)

### May 16, 1983, Game 6, Alabama 10, Miss. State 9

Mississippi State .....002 220 102 - 9 12 2 (39-13)  
Alabama .....000 240 031 - 10 13 2 (40-9)  
WP-Troy Brauchle (4-3) LP-Trent Intorcica (2-3) T-3:12  
A-5286

## 1984

Gainesville, Fla. • Perry Field • May 11-14

### May 11, 1984, Game 1, Tennessee 13, Miss. St. 11

Tennessee .....011 443 000 - 13 19 3 (25-18)  
Mississippi State .....430 030 010 - 11 12 2 (41-13)  
WP-Steve Searcy (8-2) Save-Rich DeLucia LP-Jeff Brant-  
ley (13-1) T-3:08 A-787 HR UT - Alan Cockrell 2 (9)  
HR MS - Bobby Thigpen (6)

### May 11, 1984, Game 2, Florida 5, Alabama 3

Alabama .....010 100 001 - 3 10 0 (35-16)  
Florida .....000 010 13X - 5 11 2 (40-13)  
WP-Russ Kibler (12-0) LP-Troy Brauchle (5-4) T-3:10  
A-3011

### May 12, 1984, Game 3, Miss. State 8, Alabama 4

Mississippi State .....010 100 200 4- 813 0 (42-13)  
Alabama .....001 100 200 0- 4114 (35-17)  
WP-Trent Intorcica (5-2) LP-Tim Meacham (8-4) T-3:14  
A-1033 HR UA - Dee Smithey (3), Mike Pitisci (20)

### May 12, 1984, Game 4, Florida 10, Tennessee 2

Florida .....000 340 030 - 10 15 0 (41-13)  
Tennessee .....020 000 000 - 2 6 3 (25-19)  
WP-Clay Daniel (10-4) LP-David Curl (1-3) T-3:02  
A-3022 HR UT - Alan Cockrell (10), Terry Troutman (1)

### May 13, 1984, Game 5, Tennessee 8, Miss. State 3

Mississippi State .....000 000 003 - 3 8 2 (42-14)  
Tennessee .....000 220 22X - 8 13 1 (26-19)  
WP-Steve Searcy (9-2) LP-Harold Myles (6-5) T-2:31  
A-764 HR UT - Alan Cockrell (11)

### May 13, 1984, Game 6, Tennessee 3, Florida 2

Tennessee .....001 000 020 - 3 7 1 (27-19)  
Florida .....100 100 000 - 2 7 3 (41-14)  
WP-Rich DeLucia (3-3) LP-Byron Jefferson (4-3) T-2:36  
A-3180 HR UF - Mike Stanley (4)

### May 14, 1984, Florida 3, Tennessee 1

Florida .....102 000 000 - 3 8 3 (42-14)  
Tennessee .....000 001 000 - 1 4 2 (27-20)  
WP-Jeff Fischer (5-2) LP-Fred Grubb (1-2) T-2:14  
A-3209

## 1985

Baton Rouge, La. • Alex Box Stadium • May 9-11

### May 10, 1985, Game 1, Miss. State 8, Florida 3

Mississippi State .....000 200 420 - 8 6 3  
Florida .....002 100 000 - 3 8 3  
WP-Jeff Brantley LP-Scott Ruskin T-2:30 A-1827 HR  
MSU - Rafael Palmeiro HR UF - Scott Ruskin

### May 10, 1985, Game 2, Georgia 8, LSU 6

Georgia .....012 100 200 02 - 8 11 2  
LSU .....000 510 000 00 - 6 9 0  
WP-Chris Carpenter LP-Mark Guthrie T-3:16 A-4586  
HR UG - Paul Somogye, Derek Lilliquist

### May 11, 1985, Game 3, Florida 5, LSU 2

LSU .....001 010 000 - 2 6 2  
Florida .....005 000 00X - 5 4 1  
WP-Jeff Fischer LP-Eric Hetzel T-2:29 A-2159 HR UF -  
Scott Lusader, Mike Stanley

### May 11, 1985, Game 4, Miss. State 2, Georgia 0

Georgia .....000 000 000 - 0 4 2  
Mississippi State .....010 100 00X - 2 7 2  
WP-Gene Morgan LP-Jim Hunter T-2:04 A-2474

### May 12, 1985, Game 5, Georgia 9, Florida 8

Florida .....320 021 000 - 8 12 1  
Georgia .....101 007 00X - 9 13 2  
WP-Doug Givler Save-Chris Carpenter LP-Michael Perez  
T-2:37 A-738 HR UF - Mike Stanley, Rodney Brewer HR  
UG - Ron Wenrich

### May 12, 1985, Game 6, Miss. State 8, Georgia 3

Mississippi State .....020 020 400 - 8 12 1  
Georgia .....000 120 000 - 3 4 3  
WP-Steve King LP-Derek Lilliquist T-2:36 A-2421 HR  
UG - Marty Brown

## 1986

Baton Rouge, La. • Alex Box Stadium • May 9-11

### May 9, 1986, Game 1, Alabama 8, Auburn 7

Auburn .....100 002 020 02 - 7 13 2  
Alabama .....000 301 010 03 - 8 10 3  
WP-Greg Hibbard (6-3) LP-Scott Tillery (3-2) T-2:37  
A-1024 HR - AU - Charlie Smith (2), Tony Haney (2)  
HR UA - Doug Duke (22), Mike Qualls (8)

### May 9, 1986, Game 2, LSU 10, Georgia 6

Georgia .....104 000 100 - 6 6 1  
LSU .....025 201 00X - 10 12 2  
WP-Mark Guthrie (9-1) Save-Barry Manuel(5) LP-Larry  
Lyons (4-4) T-2:42 A-3751 HR UG - Scott Bohlke (9)  
HR LS - Mike Papajohn (3), Jim Bowie (12), Joey Belle  
(16)

### May 10, 1986, Game 3, Georgia 11, Auburn 7

Auburn .....112 300 000 - 7 8 1  
Georgia .....040 200 23X - 11 9 2  
WP-Cris Carpenter (7-4) LP-Stacy Jones (4-3) T-2:44  
A-942 HR UG - Pete Freeman (7), Donn Perno (9), Jeff  
Bennett (2)

### May 10, 1986, Game 4, LSU 10, Alabama 7

LSU .....312 002 002 - 10 13 0  
Alabama .....200 100 040 - 7 9 1  
WP-Stan Loewer (11-4) Save-Barry Manuel(6) LP-Mike  
Sodders (7-4) T-2:47 A-4012 HR LS - Jeff Yurtin (7),  
Rob Leary (11) HR UA - Doug Duke (23), Pat Bailey (15)

### May 11, 1986, Game 5, Georgia 6, Alabama 4

Alabama .....000 100 030 - 4 7 2  
Georgia .....401 000 01X - 6 10 2  
WP-Larry Lyons (5-4) Save-Cris Carpenter(14) LP-Mike  
Sander (8-3) T-2:07 A-821 HR UA - Pat Bailey (16)

### May 11, 1986, Game 6, LSU 8, Georgia 4

LSU .....000 240 020 - 8 9 1  
Georgia .....000 002 002 - 4 8 2  
WP-Gregg Patterson (3-0) LP-Scott Broadfoot (5-6)  
T-2:44 A-3690 HR LS - Jim Bowie (13), Jeff Yurtin (8),  
Eric Johnson (2) HR UG - Steve Carter (8)

# SEC TOURNAMENT RESULTS

## 1987

Athens, Ga. • Foley Field • May 14-17

### May 14, 1987, Game 1, Kentucky 5, Florida 4

Kentucky.....001 003 100 - 5 9 0 (40-13)  
 Florida.....201 010 000 - 4 7 0 (32-23)  
 WP-Doug Sutton (6-2) Save-Jon Hudson(3) LP-Ken  
 Sebree (7-6) T-2:27 A-302 HR UK - Chris Estep (16)  
 HR UG - Joey Fernandez (15)

### May 14, 1987, Game 2, Auburn 9, LSU 8

LSU.....111 020 201 - 8 16 3 (40-16)  
 Auburn.....030 310 002 - 9 11 3 (39-14)  
 WP-Gregg Olson (9-1) LP-Barry Manuel (5-2) T-2:41  
 A-291 HR LS - Jack Voigt (15), Richie Vazquez (6) HR  
 AU - Charlie Smith (2)

### May 14, 1987, Game 3, Miss. State 6, Georgia 5

Georgia.....000 004 100 - 5 9 0 (38-17)  
 Mississippi State.....000 020 004 - 6 8 0 (35-20)  
 WP-Tracy Jabes (3-2) LP-Cris Carpenter (8-3) T-2:36  
 A-1836 HR MS - Jody Hurst 2 (4)

### May 15, 1987, Game 4, Auburn 5, Kentucky 4

Auburn.....002 010 010 1 - 5 12 0 (40-14)  
 Kentucky.....020 011 000 0 - 4 8 1 (40-14)  
 WP-Gregg Olson (10-1) LP-Steve Culkar (4-1) T-3:10  
 A-312

### May 15, 1987, Game 5, LSU 4, Georgia 2

Georgia.....000 000 020 - 2 11 1 (38-18)  
 LSU.....000 110 20X - 4 6 1 (41-16)  
 WP-Stan Loewer (8-5) Save-Ben McDonald(1) LP-Scott  
 Broadfoot (7-3) T-2:25 A-720

### May 15, 1987, Game 6, Miss. State 5, Florida 4

Mississippi State.....200 110 010 - 5 9 1 (36-20)  
 Florida.....001 000 003 - 4 8 1 (32-24)  
 WP-Nelson Arriete (5-1) LP-Mike Parks (6-2) T-2:13  
 A-504 HR MS - John Mitchell (8) HR UF - Joey Fernan-  
 dez (16), Ed Shea (6), Allen Rutledge (8)

### May 16, 1987, Game 7, Miss. State 4, Auburn 3

Mississippi State.....010 001 020 - 4 10 0 (37-20)  
 Auburn.....000 200 010 - 3 9 1 (40-15)  
 WP-Mike Martin (11-5) LP-Stacy Jones (9-5) T-2:35  
 A-305 HR AU - Kevin Henry (6), Frank Thomas (20)

### May 16, 1987, Game 8, LSU 4, Kentucky 1

LSU.....001 020 010 - 4 9 1 (42-16)  
 Kentucky.....000 010 000 - 1 5 1 (40-15)  
 WP-Dan Kite (6-3) LP-Tom Deller (5-6) T-2:07 A-359  
 HR LS - Joey Belle (7), Pete Bush (2)

### May 16, 1987, Game 9, LSU 4, Auburn 2

Auburn.....100 000 010 - 2 9 1 (40-16)  
 LSU.....220 000 00X - 4 7 1 (43-16)  
 WP-Andy Berg (3-0) Save-Barry Manuel(7) LP-Tommy  
 Youngblood (2-2) T-2:45 A-341

### May 17, 1987, Game 10, Miss. State 13, LSU 3

LSU.....000 010 200 - 3 9 3 (43-17)  
 Mississippi State.....000 180 40X - 13 14 0 (38-20)  
 WP-Terry Ellis (7-4) LP-Gregg Patterson (7-2) T-2:51  
 A-721 HR MS - John Mitchell (9), Tracy Echols (12)

## 1988

Starkville, Miss. • Dudy Noble Field • May 12-15

### May 12, 1988, Game 1, Kentucky 9, LSU 7

Kentucky.....300 220 011 - 9 10 0  
 LSU.....001 501 000 - 7 8 4  
 WP-Dave Voit (8-1) LP-Ben McDonald (13-7) T-3:23  
 A-1670

### May 12, 1988, Game 2, Georgia 8, Florida 3

Georgia.....050 000 003 - 8 11 1  
 Florida.....000 003 000 - 3 5 0  
 WP-Steve Muh (8-6) Save-Marc Lipson(4) LP-Jeff Gid-  
 cumb (13-5) T-2:49 A-1930 HR UG - Rich Bielski (9)

### May 12, 1988, Game 3, Miss. State 10, Auburn 7

Auburn.....010 103 200 - 7 8 6  
 Mississippi State.....217 000 00X - 10 11 1  
 WP-Terry Ellis (10-3) Save-Rob Norman(3) LP-Scott Ren-  
 ner (9-4) T-2:41 A-6063 HR AU - Frank Thomas (9)

### May 13, 1988, Game 4, Florida 4, Auburn 3

Florida.....310 000 000 - 4 12 1  
 Auburn.....000 011 010 - 3 9 1  
 WP-Johnny Wiggs (10-3) Save-Jeff Gidcumb(2) LP-Da-  
 vid Adams (8-3) T-3:20 A-1745

### May 13, 1988, Game 5, LSU 7, Georgia 3

LSU.....103 030 000 - 7 8 2  
 Georgia.....001 000 200 - 3 5 1  
 WP-Dan Kite (7-5) LP-Jim Potts (5-4) T-2:32 A-2024  
 HR LSU - Rich Vasquez, Craig Cala

### May 13, 1988, Game 6, Miss. State 6, Kentucky 5

Mississippi State.....000 510 000 - 6 11 4  
 Kentucky.....100 300 100 - 5 13 0  
 WP-Mike Martin (5-5) Save-Pete Young(8) LP-Matthew  
 Coleman (3-3) T-3:00 A-6362 HR MS - Pete Young

### May 14, 1988, Game 7, Georgia 5, Kentucky 4

Kentucky.....002 200 000 00 - 4 10 3  
 Georgia.....001 200 001 01 - 5 9 1  
 WP-Marc Lipson (7-5) LP-Dave Voit (8-2) T-3:38  
 A-1872

### May 14, 1988, Game 8, Florida 7, LSU 2

Florida.....310 021 000 - 7 12 0  
 LSU.....001 000 010 - 2 8 2  
 WP-Tim Cox (3-0) LP-Russell Springer (6-7) T-2:50  
 A-2542 HR UF - Brian Reimsnyder

### May 14, 1988, Game 9, Miss. State 4, Georgia 2

Georgia.....000 000 200 - 2 3 3  
 Mississippi State.....000 020 20X - 4 7 0  
 WP-Pete Young (2-1) LP-Dave Fleming (5-8) T-2:42  
 A-8035 HR MS - Barry Winford

### May 15, 1988, Game 10, Florida 3, Miss. State 1

Mississippi State.....000 000 010 - 1 6 2  
 Florida.....000 101 01X - 3 4 0  
 WP-Jeff Gidcumb (14-5) LP-Terry Ellis (10-4) T-2:32  
 A-6651 HR UF - Ned Brigham

### May 15, 1988, Game 11, Florida 5, Miss. State 3

Florida.....201 100 010 - 5 10 2  
 Mississippi State.....000 002 010 - 3 11 0  
 WP-Todd Douma (6-2) Save-Johnny Wiggs(1) LP-Chuck  
 Holly (3-3) T-3:10 A-4174

## 1989

Gainesville, Fla. • McKethan Stadium-Perry Field • May 11-14

### May 11, 1989, Game 1, LSU 6, Georgia 3

Georgia.....100 000 002 - 3 4 1 (34-24)  
 LSU.....000 031 02X - 6 8 0 (45-12)  
 WP-Ben McDonald (12-2) LP-Dave Fleming (11-3)  
 T-2:00 A-799 HR UG - Brian Jester (5) HR LS - Wes  
 Grisham (13)

### May 11, 1989, Game 2, Auburn 5, Miss. State 3

Auburn.....000 023 000 - 5 8 1 (36-17)  
 Mississippi State.....110 000 100 - 3 11 1 (45-11)  
 WP-Tommy Youngblood (11-3) Save-Mike Ferry(8)  
 LP-Bobby Reed (8-3) T-2:32 A-1207 HR AU - Joe Siwa  
 (2) HR MS - Hildreth (6)

### May 11, 1989, Game 3, Florida 7, Alabama 6

Alabama.....001 010 004 - 6 13 1 (32-23)  
 Florida.....000 204 10X - 7 7 1 (42-18)  
 WP-Jamie McAndrew (8-5) Save-Todd McCray(1)  
 LP-Tommy Milstead (6-3) T-3:02 A-3874 HR UF - Steve  
 Zerr (9)

### May 12, 1989, Game 4, Miss. State 11, Alabama 10

Mississippi State.....011 106 200 - 11 9 1 (46-11)  
 Alabama.....300 050 020 - 10 13 4 (32-24)  
 WP-Chuck Holly (8-1) Save-Pete Young(7) LP-Mike  
 Soper (4-8) T-3:07 A-1282 HR MS - Barry Winford  
 (4), Tommy Raffo (17) HR UA - Philip Doyle (5), Joe  
 Vitiello (8)

### May 12, 1989, Game 5, Georgia 9, Auburn 8

Auburn.....103 300 100 - 8 18 2 (37-18)  
 Georgia.....100 040 121 - 9 15 1 (35-24)  
 WP-Marc Lipson (5-5) LP-Mike Ferry (1-2) T-2:38  
 A-972 HR AU - Frank Thomas 2 (16) HR UG - J.R.  
 Showalter (12), Brian Jester (6)

### May 12, 1989, Game 6, Florida 8, LSU 6

Florida.....000 220 400 - 8 8 4 (43-18)  
 LSU.....004 001 100 - 6 10 0 (45-13)  
 WP-Johnny Wiggs (11-3) LP-Mark LaRosa (4-3) T-3:05  
 A-4208 HR LS - Phil Espinosa (4)

### May 13, 1989, Game 7, Auburn 8, LSU 5

LSU.....002 201 000 - 5 9 0 (45-14)  
 Auburn.....002 200 40X - 8 12 2 (38-18)  
 WP-Tommy Youngblood (12-3) LP-Mark LaRosa (4-4)  
 T-2:51 A-1158 HR AU - Chris Hart (6), Clark Preble (3)

### May 13, 1989, Game 8, Georgia 15, Miss. State 6

Georgia.....104 910 000 - 15 15 3 (36-24)  
 Mississippi State.....103 000 020 - 6 13 2 (46-12)  
 WP-Mike Hawkins (3-0) LP-Rob Norman (4-2) T-2:54  
 A-2252 HR UG - J.R. Showalter (13), Ray Kirschner (2),  
 Jeff Cooper (4)

### May 13, 1989, Game 9, Auburn 4, Florida 2

Auburn.....000 000 001 3 - 4 11 1 (39-18)  
 Florida.....000 001 000 1 - 2 8 2 (43-19)  
 WP-Mike Ferry (2-2) LP-Jeff Gidcumb (9-4) T-3:09  
 A-4121 HR AU - Jeff Powell (3)

### May 14, 1989, Game 10, Georgia 16, Florida 1

Florida.....010 000 000 - 1 3 3 (43-20)  
 Georgia.....530 043 10X - 16 20 0 (37-24)  
 WP-Dave Fleming (12-3) LP-Todd Douma (5-4) T-2:42  
 A-2011 HR UF - Jose Fernandez (8) HR UG - Jeff Coo-  
 per (5), Joey Alfonso (1), Ray Miller (10)



# SEC TOURNAMENT RESULTS

## May 14, 1989, Game 11, Auburn 2, Georgia 1

Georgia .....000 010 000 - 1 3 1 (37-25)  
Auburn .....100 100 00X - 2 12 1 (40-18)  
WP-Mark Fuller (4-1) Save-Tommy Youngblood(1) LP-  
Jim Potts (7-5) T-2:17 A-623 HR UG – Jeff Cooper (6)  
HR AU – Chris Hart (7)

## 1990

Hoover, Ala. • Hoover Metropolitan Stadium •  
May 17-20

## May 17, 1990, Game 1, Vanderbilt 6, Georgia 3

Vanderbilt .....000 032 100 - 6 10 0 (27-28)  
Georgia .....100 000 110 - 3 5 2 (44-16)  
WP-JoJo Smith (9-3) LP-Dave Fleming (10-4) T-2:39  
A-1073

## May 17, 1990, Game 2, LSU 6, Florida 4

Florida .....100 200 010 - 4 13 1 (28-29)  
LSU .....301 002 00X - 6 6 1 (45-15)  
WP-Chad Ogea (12-1) Save-Rick Greene(6) LP-Doug  
Brennan (6-5) T-2:56 A-1381 HR LS – Tim Clark (8)

## May 17, 1990, Game 3, Miss. State 16, Auburn 2

Auburn .....000 020 000 - 2 4 5 (34-23)  
Mississippi State .....001 20(1) 11X - 16 11 3 (42-17)  
WP-Bobby Reed (11-2) LP-Mark Fuller (6-3) T-2:57  
A-7236

## May 18, 1990, Game 4, Florida 6, Georgia 5

Georgia .....200 020 001 - 5 9 1 (44-17)  
Florida .....020 000 13X - 6 10 3 (29-29)  
WP-John Pricher (6-3) LP-Mike Rebhan (10-5) T-2:29  
A-1076

## May 18, 1990, Game 5, Vanderbilt 4, Auburn 3

Auburn .....003 000 000 - 3 7 1 (34-24)  
Vanderbilt .....200 001 01X - 4 10 1 (28-28)  
WP-Steve Sedecki (3-5) LP-Mike Ferry (8-10) T-2:39  
A-1813 HR AU – Tim Edge (9)

## May 18, 1990, Game 6, LSU 17, Miss. State 8

LSU .....231 500 150 - 17 18 3 (46-15)  
Mississippi State .....001 202 021 - 8 9 2 (42-18)  
WP-Paul Byrd (15-5) LP-Chris George (9-5) T-3:10  
A-5588 HR LS – Keith Osik (8) HR MS – Burke Masters  
(3)

## May 19, 1990, Game 7, Miss. State 8, Florida 2

Mississippi State .....002 000 600 - 8 9 1 (43-18)  
Florida .....011 000 000 - 2 5 0 (29-30)  
WP-Jon Harden (4-0) LP-Cord Corbitt (3-5) T-3:15  
A-3069

## May 19, 1990, Game 8, LSU 13, Vanderbilt 5

Vanderbilt .....001 020 020 - 5 11 3 (28-29)  
LSU .....047 110 00X - 13 17 0 (47-15)  
WP-John O'Donoghue (11-2) LP-Mike McLochlin (6-8)  
T-2:55 A-1808 HR VU – Mike Skaggs (9), Scott Logan  
(1)

## May 19, 1990, Game 9, Miss. State 17, Vanderbilt 9

Vanderbilt .....001 222 020 - 9 12 2 (28-30)  
Mississippi State .....172 023 02X - 17 20 2 (44-18)  
WP-Damon Gardner (3-0) LP-Ronnie McGill (3-5)  
T-3:42 A-3881 HR VU – Andy Purdy (5)

## May 20, 1990, Game 10, Miss. State 3, LSU 1

Mississippi State .....020 000 100 - 3 10 1 (45-18)  
LSU .....001 000 000 - 1 5 1 (47-16)  
WP-Bobby Reed (12-2) Save-Chuck Daniel(6) LP-Mike  
LaRosa (5-2) T-2:57 A-5238

## Game 11

The championship game featuring LSU and Mississippi State

was called due to lightning and rain with one out in the  
bottom of the fourth inning with LSU leading 6-0. LSU and  
Mississippi State were declared tournament co-champions  
by SEC Commissioner Roy Kramer. The league did not  
submit an automatic qualifier to the NCAA Tournament.  
However both schools, as well as Georgia, were selected as  
at-large qualifiers.

## 1991

Baton Rouge, La. • Alex Box Stadium • May 16-19

## May 16, 1991, Game 1, Miss. State 15, Alabama 10

Alabama .....332 020 000 - 10 15 2 (39-17)  
Mississippi State .....111 702 21X - 15 14 1 (39-17)  
WP-Jon Harden (5-3) LP-Al Drumheller (6-2) T-3:36  
A-1175 HR UA – Mick Kerns (12), Matt Allen (12), Matt  
Homan (1) HR MS – Rob Norman 2 (7), Paul Petrelis (3)

## May 16, 1991, Game 2, Florida 8, Auburn 7

Auburn .....024 000 010 - 7 10 3 (34-23)  
Florida .....600 000 02X - 8 11 3 (42-19)  
WP-Marc Valdes (11-4) Save-John Pricher(10) LP-Brian  
Senn (3-3) T-3:35 A-1079 HR UF – Brent Killen (8)

## May 16, 1991, Game 3, LSU 8, Kentucky 7

Kentucky .....000 001 321 - 7 10 1 (41-19)  
LSU .....020 201 30X - 8 8 2 (45-16)  
WP-Chad Ogea (10-5) Save-Rick Greene(11) LP-Scott  
Smith (8-4) T-3:30 A-4411

## May 17, 1991, Game 4, Auburn 8, Kentucky 5

Auburn .....300 001 031 - 8 10 2 (35-23)  
Kentucky .....000 050 000 - 5 8 2 (41-20)  
WP-Brian Senn (4-3) LP-Mark Thompson (4-5) T-3:09  
A-1054 HR AU – Andrew Albrecht (11), Brad Parker (13)

## May 17, 1991, Game 5, Florida 4, Alabama 3

Florida .....100 120 000 - 4 9 1 (43-19)  
Alabama .....100 020 000 - 3 7 3 (39-18)  
WP-John Burke (7-4) Save-John Pricher(11) LP-Dennis  
Walsh (10-4) T-2:55 A-939 HR UF – Mario Linares  
(11)

## May 17/18, 1991, Game 6, LSU 8, Miss. State 2

Mississippi State .....100 001 0 - 2 5 2 (39-18)  
LSU .....001 070 X - 8 7 1 (46-16)  
WP-Paul Byrd (6-3) LP-Tom Quinn (6-4) T-2:17 A-3127

## May 18, 1991, Game 7, Miss. State 1, Auburn 0

Mississippi State .....000 000 1 - 1 3 0 (40-18)  
Auburn .....000 000 0 - 0 1 0 (35-24)  
WP-Jay Powell (4-2) LP-John Powell (10-4) T-2:05  
A-1623

## May 18, 1991, Game 8, Florida 7, LSU 1

LSU .....000 100 0 - 1 5 3 (46-17)  
Florida .....232 000 X - 7 9 0 (44-19)  
WP-Cord Corbitt (2-0) LP-Mark LaRosa (7-3) T-2:15  
A-2882 HR LS – Luis Garcia (2)

## May 19, 1991, Game 9, LSU 9, Miss. State 2

LSU .....023 013 0 - 9 10 2 (47-17)  
Mississippi State .....001 100 2 - 4 4 1 (40-19)  
WP-Mike Sirotko (9-0) LP-Tom Howe (4-1) T-2:33  
A-2519 HR LS – Rich Cordani (10), Gary Hymel (19),  
Pat Garrity (1)

## May 19, 1991, Game 10, Florida 8, LSU 4

Florida .....002 040 2 - 8 9 1 (45-19)  
LSU .....200 002 0 - 4 7 2 (47-18)  
WP-Ron Scott (9-2) Save-Rob Bonnano(2) LP-David  
Herry (4-2) T-2:43 A-2753

## 1992

New Orleans, La • Superdome • May 13-17

## May 13, 1992, Game 1, Florida 2, Auburn 0

Auburn .....000 000 000 - 0 12 1 (30-24)  
Florida .....010 000 10X - 2 6 2 (41-16)  
WP-John Burke (8-5) Save-John Pricher(11) LP-Jason  
Johnson (4-3) T-2:31 A-0

## May 13, 1992, Game 2, Arkansas 8, S. Carolina 6

Arkansas .....101 040 002 - 8 9 0 (31-24)  
South Carolina .....001 010 400 - 6 9 1 (37-19)  
WP-Tom Czanstowski (2-0) Save-Mike Palen(3) LP-Sean  
Hardwick (2-1) T-3:11 A-1221 HR SC – Jerry Shepherd  
(15)

## May 13, 1992, Game 3, Georgia 6, Miss. State 4

Georgia .....001 001 400 - 6 10 2 (34-21)  
Mississippi State .....001 003 000 - 4 5 0 (37-19)  
WP-John Hill (8-4) Save-Alex Barylak(9) LP-B.J. Wallace  
(8-3) T-2:46 A-0 HR UG – Ray Suplee (10)

## May 13, 1992, Game 4, LSU 7, Vanderbilt 2

Vanderbilt .....100 000 001 - 2 9 0 (29-23)  
LSU .....000 004 03X - 7 10 0 (44-13)  
WP-Ronnie Rantz (5-2) Save-David Herry(1) LP-Scott  
Newell (5-7) T-2:40 A-3569 HR LS – Chris Moock (6)

## May 14, 1992, Game 5, Miss. State 4, Auburn 1

Mississippi State .....000 001 102 - 4 10 1 (38-19)  
Auburn .....001 000 000 - 1 6 1 (30-25)  
WP-Kyle Kennedy (3-3) Save-Jon Harden(8) LP-John  
Powell (8-7) T-2:46 A-0 HR MS – Rex Buckner (13)

## May 14, 1992, Game 6, S. Carolina 14, Vanderbilt 1

South Carolina .....212 202 320 - 14 18 2 (38-19)  
Vanderbilt .....000 000 100 - 1 4 3 (29-24)  
WP-Matt Threehouse (10-4) LP-Ronnie McGill (4-4)  
T-3:23 A-1292 HR SC – Mike McGuire (2), Jeff Parnell  
(15) HR VU – Jeff Martin (14)

## May 14, 1992, Game 7, Florida 12, Georgia 5

Florida .....320 300 112 - 12 13 2 (42-16)  
Georgia .....003 020 000 - 5 7 2 (34-22)  
WP-Marc Valdes (9-3) LP-Jim Musselwhite (4-4) T-2:51  
A-0 HR UF – Brent Killen 2 (14)

## May 14, 1992, Game 8, LSU 8, Arkansas 1

LSU .....000 012 410 - 8 9 1 (45-13)  
Arkansas .....000 000 100 - 1 9 1 (31-25)  
WP-Lloyd Peever (12-0) LP-Brian Cook (6-6) T-2:20  
A-3072 HR LS – Andy Sheets (5), Todd Walker (11),  
Harry Berrios (9)

## May 15, 1992, Game 9, Georgia 6, Miss. State 3

Georgia .....001 300 002 - 6 13 4 (35-22)  
Mississippi State .....100 000 002 - 3 6 2 (38-20)  
WP-John Hill (9-4) LP-Carlton Loewer (5-5) T-2:39 A-0  
HR UG – Terry Childers (2)

## May 15, 1992, Game 10, S. Carolina 9, Arkansas 5

Arkansas .....002 001 020 - 5 12 1 (31-26)  
South Carolina .....022 002 21X - 9 15 2 (39-19)  
WP-Rich Pratt (8-1) LP-Brent Birch (4-5) T-3:05 A-0 HR  
SC – D.T. Cromer (6), Brian Lawler (9), Jerry Shepherd  
(16), Jeff Parnell (16)

## May 15, 1992, Game 11, Florida 3, LSU 1

Florida .....000 000 100 002 - 3 8 1 (43-16)  
LSU .....000 001 000 000 - 1 3 2 (45-14)  
WP-John Pricher (7-2) LP-Rick Greene (5-3) T-3:37  
A-4596

# SEC TOURNAMENT RESULTS

## May 16, 1992, Game 12, LSU 5, Georgia 3

LSU.....000 020 030 - 5 10 1 (46-14)  
 Georgia.....200 000 100 - 3 5 1 (35-23)  
 WP-Matt Chamberlain (8-1) LP-Alex Barylak (5-2)  
 T-2:19 A-0

## May 16, 1992, Game 13, S. Carolina 11, Florida 4

South Carolina.....000 00(11) 000-11 9 0 (40-19)  
 Florida.....003 010 000 - 4 9 2 (43-17)  
 WP-Scott Pace (4-1) LP-Joe Hasskew (1-1) T-3:37  
 A-5171

## May 17, 1992, Game 14, LSU 6, S. Carolina 3

South Carolina.....000 100 020 - 3 5 1 (40-20)  
 LSU.....300 010 11X - 6 9 0 (47-14)  
 WP-Ronnie Rantz (6-2) Save-Mike Sirotko(2) LP-Jared  
 Baker (4-6) T-3:08 A-0 HR SC - D.T. Cromer (7), Dave  
 Willman (5)

## May 17, 1992, Game 15, LSU 12, Florida 1

LSU.....300 002 241 - 12 13 1 (48-14)  
 Florida.....100 000 000 - 1 6 2 (43-18)  
 WP-Lloyd Peever (13-0) LP-Mike McClellan T-3:01  
 A-5408 HR LS - Andy Sheets (6)

## 1993

### Eastern Division

Columbia, S.C. • Sarge Frye Field • May 20-23

## May 20, 1993, Game 1, Georgia 3, S. Carolina 1

Georgia.....000 020 001 - 3 10 3  
 South Carolina.....000 000 010 - 1 5 1  
 WP-Jim Musselwhite (7-5) Save-Alex Barylak(14) LP-Rich  
 Pratt (11-3) T-2:54 A-2876

## May 20, 1993, Game 2, Tennessee 7, Vanderbilt 4

Vanderbilt.....000 000 202 - 4 7 4  
 Tennessee.....010 024 00X - 7 8 2  
 WP-Jason Carruth (2-1) LP-Bump Elliott (3-4) T-2:33  
 A-952 HR VU - Nick Morrow (4) HR UT - Todd Helton  
 (10), Richie Wyman (4), Rob Curry (1)

## May 20, 1993, Game 3, Kentucky 7, Florida 1

Kentucky.....101 000 104 - 7 14 1  
 Florida.....010 000 000 - 1 5 1  
 WP-Brian Reed (6-1) Save-Lorhn Frazier (4) LP-Marc  
 Valdes (8-6) T-2:40 A-429 HR UK - Brad Hindersman  
 (7), Jeff Michael (9), Matt Bragga (9)

## May 21, 1993, Game 4, Vanderbilt 11, S. Carolina 7

South Carolina.....022 020 100 - 7 12 0  
 Vanderbilt.....020 130 05X - 11 15 0  
 WP-Matt McDonough (9-4) LP-Rob Mosser (2-3)  
 T-2:39 A-983 HR SC - Ted Rose (2) HR VU - Alan  
 Purdy 2 (9), Nick Morrow (5), Vee Hightower (11)

## May 21, 1993, Game 5, Georgia 5, Florida 0

Florida.....000 000 000 - 0 9 1  
 Georgia.....001 010 03X - 5 10 1  
 WP-Brian Powell (6-2) Save-Alex Barylak(15) LP-Rob  
 Bonnanno (9-5) T-2:06 A-410

## May 21, 1993, Game 6, Kentucky 9, Tennessee 7

Tennessee.....210 021 001 - 7 17 0  
 Kentucky.....001 032 21X - 9 13 1  
 WP-Lorhn Frazier (8-3) Save-Paul Morse(8) LP-Bronson  
 Hefflin (7-4) T-3:05 A-390 HR UT - James Northeimer  
 (2) HR UK - Matt Bragga (10), Brad Hindersman (8)

## May 22, 1993, Game 7, Kentucky 13, Georgia 3

Georgia.....200 000 001 - 3 3 1  
 Kentucky.....020 020 81X - 13 14 1  
 WP-Troy Trumbo (4-0) LP-John Hill (5-8) T-2:40 A-463

## May 22, 1993, Game 8, Tennessee 11, Vanderbilt 5

Vanderbilt.....000 010 103 - 5 10 3  
 Tennessee.....401 050 10X - 11 10 1  
 WP-Todd Helton (6-2) LP-Ronnie McGill (4-8) T-2:36  
 A-422

## May 22, 1993, Game 9, Tennessee 17, Georgia 8

Tennessee.....023 005 070 - 17 15 2  
 Georgia.....211 030 010 - 8 14 2  
 WP-Pete Harvell (6-2) LP-Brad Butler (4-6) T-3:12  
 A-473 HR UT - Todd Helton (11), Jeff Foster (9) HR UG  
 - John Yselonia (15)

## May 23, 1993, Game 10, Tennessee 7, Kentucky 6

Kentucky.....600 000 000 - 6 11 3  
 Tennessee.....000 700 00X - 7 6 3  
 WP-Jason Carruth (3-1) Save-Bronson Hefflin(1) LP-Bri-  
 an Reed (6-2) T-2:35 A-652 HR UT - Adam Priest (2)

## May 23, 1993, Game 11, Tennessee 6, Kentucky 4

Tennessee.....001 410 000 - 6 11 0  
 Kentucky.....003 000 010 - 4 6 2  
 WP-Chris Freeman (12-1) Save-Barry Woods(3) LP-Matt  
 Bowles (4-5) T-2:40 A-652 HR UT - David Vance (6),  
 Allan Parker (1) HR UK - Brad Hindersman (9), Matt  
 Bragga (11), Tom Thaemert (2)

### Western Division

Baton Rouge, La. • Alex Box Stadium • May 20-23

## May 20, 1993, Game 1, Arkansas 5, Miss. State 2

Arkansas.....100 013 000 - 5 9 0 (33-24)  
 Mississippi State.....000 000 002 - 2 7 3 (38-18)  
 WP-Brian Cook (9-3) Save-Ryan Whitaker(5) LP-Carlton  
 Loewer (9-2) T-2:36 A-1213

## May 20, 1993, Game 2, Auburn 13, Alabama 4

Alabama.....002 001 001 - 4 5 2 (27-24)  
 Auburn.....200 (10)00 10X -13 17 1 (38-19)  
 WP-John Powell (14-5) LP-Al Drumheller (9-4) T-3:00  
 A-1188 HR AU - Mitch Duke (2)

## May 20, 1993, Game 3, LSU 6, Ole Miss 1

Ole Miss.....010 000 000 - 1 7 3 (30-24)  
 LSU.....030 100 11X - 6 7 0(42-14-1)  
 WP-Mike Sirotko (8-5) LP-John McNeese (6-6) T-2:18  
 A-4048

## May 21, 1993, Game 4, Ole Miss 4, Alabama 2

Ole Miss.....000 000 040 - 4 8 4 (31-24)  
 Alabama.....000 000 002 - 2 5 1 (27-25)  
 WP-Matt Ryan (7-3) Save-Jeff Cosman(2) LP-Steve  
 Shoemaker (3-3) T-2:53 A-829

## May 21, 1993, Game 5, Miss. State 5, LSU 3

Mississippi State.....000 230 000 - 5 8 1 (39-18)  
 LSU.....000 000 003 - 3 6 1(42-15-1)  
 WP-Jay Powell (3-5) Save-Scott Tanksley(3) LP-Brett Lax-  
 ton (10-1) T-2:54 A-3571 HR LS - Harry Berrios (12)

## May 21, 1993, Game 6, Auburn 3, Arkansas 1

Auburn.....010 002 000 - 3 10 1 (39-19)  
 Arkansas.....100 000 000 - 1 8 1 (33-15)  
 WP-Ryan Halla (9-3) Save-Scott Sullivan(5) LP-Brent  
 Birch (7-7) T-2:46 A-1208

## May 22, 1993, Game 7, LSU 13, Arkansas 7

LSU.....010 300 801 - 13 16 1(43-15-1)  
 Arkansas.....000 303 010 - 7 13 3 (33-26)  
 WP-Hunt (8-1) LP-Richie Workman (1-2) T-3:07  
 A-3273 HR LS - Adrian Antonini (5) HR AR - Ty Bilder-  
 back (2)

## May 22, 1993, Game 8, Miss. State 3, Ole Miss 2

Mississippi State.....001 010 100 - 3 6 1 (40-18)  
 Ole Miss.....100 001 000 - 2 10 2 (31-25)  
 WP-Gary Rath (7-5) Save-Scott Tanksley(4) LP-Ryan  
 Young (2-8) T-2:39 A-1553 HR MS - Rex Buckner (6),  
 Jeff Mackin (1)

## May 22, 1993, Game 9, LSU 16, Auburn 5

LSU.....203 007 031 - 1618 3(44-15-1)  
 Auburn.....012 010 010 - 5 9 2 (39-20)  
 WP-Trey Rutledge (4-1) LP-Jason Johnson (9-5) T-3:23  
 A-5324 HR LS - Adrian Antonini (6), Harry Berrios 2  
 (14), Mark Stocco (4) HR AU - Brandon Moore (4),  
 Brian Alyea (7)

## May 23, 1993, Game 10, Miss. State 13, Auburn 10

Auburn.....202 002 013 0 - 10 17 1(39-21)  
 Mississippi State.....020 034 001 3 - 13 15 2(41-18)  
 WP-Scott Davidson (3-1) LP-Jon Hebel (0-4) T-3:16  
 A-0 HR AU - Chris Christopher (3), Brandon Moore (5)  
 HR MS - Rex Buckner (7), Steve Hegan 2 (6), Ricky Joe  
 Redd (12), Drew Williams (7)

## May 23, 1993, Game 11, LSU 7, Miss. State 3

Mississippi State.....000 000 201 - 3 9 1(45-15-1)  
 LSU.....103 111 00X - 7 14 1 (41-19)  
 WP-Will Hunt (9-1) LP-Brian Clark (0-2) T-2:12 A-5989  
 HR MS - Ricky Joe Redd (13), Drew Williams (8) HR LS -  
 Russ Johnson 2 (7)

## 1994

### Eastern Division

Lexington, Ky. • Cliff Hagan Stadium • May 18-21

## May 19, 1994, Game 1, Tennessee 20, Vanderbilt 12

Vanderbilt.....426 000 000 - 12 11 2 (24-29)  
 Tennessee.....081 422 30X - 20 20 1 (46-11)  
 WP-Bronson Hefflin (12-3) LP-Brant Kairit (2-1) T-2:30  
 A-282 HR VU - Craig Sands (2), Nick Morrow (9) HR  
 UT - Brian May (5)

## May 19, 1994, Game 2, Georgia 4, Florida 3

Georgia.....000 010 002 1 - 4 9 0 (21-33)  
 Florida.....000 010 200 0 - 3 6 0 (37-20)  
 WP-Chris Ciccio (7-5) LP-Rob Bonnanno (8-3) T-2:33  
 A-257 HR UG - Chris Stowers (5), Chad Whittemore (5)  
 HR UF - Chan Perry (14)

## May 19, 1994, Game 3, Kentucky 6, S. Carolina 5

Kentucky.....301 000 002 - 6 14 3 (32-23)  
 South Carolina.....210 000 200 - 5 11 4 (35-22)  
 WP-Adam Shadburne (7-3) Save-Paul Morse(5) LP-  
 Craig Ross (6-1) T-3:25 A-1501 HR UK - Jeff Abbott  
 (20), Pookie Jones (17)

## May 20, 1994, Game 4, Vanderbilt 15, Florida 7

Florida.....010 010 320 - 7 14 3 (37-22)  
 Vanderbilt.....005 032 14X - 15 13 2 (25-29)  
 WP-Joe Barbao (7-5) LP-Sean McClellan (7-5) T-2:41  
 A-257 HR UF - John Tamargo (5) HR VU - Jason  
 Robbins (1)

## May 20, 1994, Game 5, Tennessee 8, S. Carolina 1

South Carolina.....100 000 000 - 1 6 5 (35-23)  
 Tennessee.....120 000 50X - 8 8 0 (47-11)  
 WP-R.A. Dickey (14-1) LP-Jim Stoops (1-5) T-2:34  
 A-427

## May 20, 1994, Game 6, Georgia 17, Kentucky 5

Georgia.....602 015 210 - 17 22 1 (22-33)  
 Kentucky.....000 011 102 - 5 8 0 (32-24)  
 WP-Brian Powell (5-8) LP-Curtis Whitney (5-5) T-2:59  
 A-1256 HR UG - Todd Crane (4), Travis Hawkins 2  
 (6), Reggie Ingram (5), Roger Nylen (8) HR UK - Chris  
 Gonzalez (20), Eddie Brooks (12), Brad Hindersman (9),



# SEC TOURNAMENT RESULTS

Jeff Abbott (21), Paul Morse (5)

## May 21, 1994, Game 7, Tennessee 5, Georgia 2

Tennessee.....400 100 000 - 5 10 1 (48-11)  
Georgia.....002 000 000 - 2 8 1 (22-34)  
WP-Chris Freeman (11-4) Save-Todd Helton(9) LP-John Hill (5-9) T-2:20 A-457 HR UT – Scott Vieira (4)

## May 21, 1994, Game 8, Vanderbilt 15, Kentucky 6

Vanderbilt.....331 205 000 - 15 17 2 (26-29)  
Kentucky.....010 002 021 - 6 8 6 (32-25)  
WP-Rick Giannola (5-5) LP-Troy Trumbo (3-5) T-2:32  
A-801 HR VU – Craig Sands (3), Ryan Montgomery (5)  
HR UK – Brad Hindersman (10), Jeff Abbott 2 (23)

## May 21, 1994, Game 9, Vanderbilt 6, Georgia 1

Vanderbilt.....002 000 400 - 6 9 0 (27-29)  
Georgia.....000 100 000 - 1 7 2 (22-35)  
WP-Bump Elliott (4-4) LP-Kenny Hyatt (1-4) T-2:11  
A-360 HR UG – Travis Hawkins (7)

## May 22, 1994, Game 10, Vanderbilt 4, Tennessee 1

Tennessee.....010 000 000 - 1 5 0 (48-12)  
Vanderbilt.....010 000 003 - 4 6 1 (28-29)  
WP-Brant Kairit (3-1) LP-Bronson Heflin (12-4) T-2:02  
A-602 HR UT – Bubba Trammell (8) HR VU – Boomer Whipple (6), Ryan Bachman (2)

## May 22, 1994, Game 11, Tennessee 6, Vanderbilt 3

Tennessee.....200 020 110 - 6 11 0 (49-12)  
Vanderbilt.....030 000 000 - 3 9 1 (28-30)  
WP-Ryan Meyers (1-0) Save-Todd Helton(10) LP-Brant Kairit (3-2) T-2:23 A-650 HR UT – Bryce Christensen (1), Steve Soper (7), Bubba Trammell (9)

## Western Division

Oxford, Miss. • Oxford-University Stadium/Swayze Field • May 18-21

## May 19, 1994, Game 1, LSU 3, Alabama 2

Alabama.....000 110 000 - 2 8 1 (21-34)  
LSU.....010 002 00X - 3 10 3 (39-18)  
WP-Scott Schultz (11-1) Save-McCabe(3) LP-Chris Eilers (2-5) T-2:43 A-1415

## May 19, 1994, Game 2, Miss. State 4, Ole Miss 1

Ole Miss.....000 000 010 - 1 5 1 (29-25)  
Mississippi State.....001 000 03X - 4 8 2 (35-21)  
WP-Gary Rath (10-3) LP-John McNeese (6-7) T-2:23  
A-2820

## May 19, 1994, Game 3, Auburn 3, Arkansas 1

Auburn.....000 000 001 000 000 02 - 3 15 4 (38-17)  
Arkansas.....000 000 001 000 000 00 - 1 10 0 (30-26)  
WP-Ryan Halla (8-5) LP-Todd Abbott (4-5) T-4:34  
A-1241

## May 20, 1994, Game 4, Ole Miss 5, Alabama 4

Alabama.....011 000 110 00 - 4 12 2 (21-35)  
Ole Miss.....010 001 020 01 - 5 10 3 (30-25)  
WP-Charles Barbour (1-2) LP-Jerry Stubbs (4-7) T-3:16  
A-1360

## May 20, 1994, Game 5, LSU 6, Arkansas 4

Arkansas.....101 100 001 - 4 14 2 (30-27)  
LSU.....021 100 02X - 6 10 0 (40-18)  
WP-Jeremy Tyson (8-3) Save-Adrian Antonini(5) LP-Scott Cunningham (8-3) T-2:35 A-1507 HR LS – Brad Wilson

## May 20, 1994, Game 6, Auburn 2, Miss. State 1

Mississippi State.....010 000 000 - 1 11 2 (35-22)  
Auburn.....000 011 00X - 2 7 1 (39-17)  
WP-Kevin Humphreys (13-3) LP-Kyle Kennedy (4-5)  
T-2:06 A-2993

## May 21, 1994, Game 7, LSU 3, Auburn 2

LSU.....000 000 201 - 3 5 0 (41-18)  
Auburn.....000 000 110 - 2 8 0 (39-18)  
WP-Brett Laxton (3-4) LP-Chris Morrison (8-2) T-2:36  
A-2321 HR AU – Mark Bellhorn (4)

## May 21, 1994, Game 8, Miss. State 10, Ole Miss 2

Ole Miss.....000 200 000 - 2 4 3 (30-26)  
Mississippi State.....300 007 00X - 10 12 1 (36-22)  
WP-Carlton Loewer (7-5) LP-Ryan Young (3-4) T-2:36  
A-3576

## May 21, 1994, Game 9, Auburn 9, Miss. State 5

Auburn.....000 000 531 - 9 12 0 (40-18)  
Mississippi State.....000 000 104 - 5 4 0 (36-23)  
WP-Jason LeBoeuf (4-2) LP-Jerry Dupuy (2-4) T-2:42  
A-2546 HR AU – Mark Bellhorn (5)

## May 22, 1994, Game 10, LSU 5, Auburn 4

Auburn.....004 000 000 - 4 9 2 (40-19)  
LSU.....001 300 001 - 5 10 2 (42-18)  
WP-Adrian Antonini (4-2) LP-Todd Gober (0-1) T-2:47  
A-1963

## 1995

### Eastern Division

Knoxville, Tenn. • Lindsey Nelson Stadium • May 18-21

## May 18, 1995, Game 1, Vanderbilt 9, Tennessee 4

Vanderbilt.....002 000 052 - 9 9 1 (25-28)  
Tennessee.....000 200 101 - 4 8 2 (43-14)  
WP-Phillip Haigler (5-6) LP-R.A. Dickey (11-3) T-2:13  
A-1671 HR UT – Travis Copley (4), Todd Helton (18)

## May 18, 1995, Game 2, Kentucky 6, S. Carolina 2

Kentucky.....000 500 100 - 6 8 0 (27-30)  
South Carolina.....100 000 100 - 2 10 0 (32-24)  
WP-Greg Reid (5-4) LP-J.J. Pearsall (8-4) T-2:51 A-471  
HR SC – Stegall (2)

## May 18, 1995, Game 3, Georgia 6, Florida 4

Georgia.....003 001 002 - 6 10 2 (29-27)  
Florida.....000 201 010 - 4 9 0 (32-23)  
WP-Chris Ciaccio (5-4) LP-Danny Wheeler (2-5) T-2:38  
A-485 HR UG – Pete Arenas (4) HR UF – James Eidam (10)

## May 19, 1995, Game 4, Tennessee 8, S. Carolina 0

South Carolina.....000 000 000 - 0 3 0 (32-25)  
Tennessee.....200 002 04X - 8 12 0 (44-14)  
WP-Ryan Meyers (8-2) LP-Jim Stoops (4-6) T-2:08  
A-861 HR UT – Todd Helton (19)

## May 19, 1995, Game 5, Vanderbilt 4, Florida 2

Florida.....100 000 001 - 2 9 2 (32-24)  
Vanderbilt.....000 210 10X - 4 9 3 (26-28)  
WP-Paul Seybt (5-8) Save-Brant Kairit(2) LP-Andrew Checketts (6-5) T-2:30 A-543 HR VU – Ryan Brown (6), Glenn Davis (9)

## May 19, 1995, Game 6, Kentucky 9, Georgia 8

Kentucky.....100 300 040 001 - 9 14 1 (28-30)  
Georgia.....311 000 300 000 - 8 11 3 (29-28)  
WP-Adam Milburn (6-4) LP-Chris Ciaccio (5-5) T-4:06  
A-551 HR UK – Chad Green (5), Chip Rhea (6) HR UF – Brian Johnson (5)

## May 20, 1995, Game 7, Kentucky 9, Vanderbilt 6

Vanderbilt.....000 210 003 - 6 12 2 (26-29)  
Kentucky.....002 312 10X - 9 12 3 (29-30)  
WP-Jason Jenkins (2-0) Save-Mike Pozun(2) LP-Rick Giannola (2-4) T-3:03 A-593 HR VU – Josh Paul (11)

## May 20, 1995, Game 8, Tennessee 11, Georgia 0

Tennessee.....010 020 008 - 11 19 1 (45-14)  
Georgia.....000 000 000 - 0 3 3 (29-29)  
WP-Scott Schroeffer (6-2) LP-Josh Gandy (3-8) T-2:31  
A-2077

## May 20, 1995, Game 9, Tennessee 4, Vanderbilt 3

Tennessee.....000 012 010 - 4 5 1 (46-14)  
Vanderbilt.....001 002 000 - 3 8 1 (26-30)  
WP-John Alkire (7-2) Save-Todd Helton(10) LP-Ray Ortiz (2-3) T-2:11 A-2075 HR UT – Travis Copley (5), Scott Vieira (10)

## May 21, 1995, Game 10, Tennessee 22, Kentucky 5

Tennessee.....051 401 0(11)0 - 22 19 0 (47-14)  
Kentucky.....010 310 000 - 5 9 4 (29-31)  
WP-R.A. Dickey (12-3) LP-Jeff Townsend (1-3) T-3:06  
A-0 HR UT – Scott Vieira (11) HR UK – Pete Pryor (10)

## May 21, 1995, Game 11, Tennessee 7, Kentucky 2

Kentucky.....000 000 011 - 2 7 4 (29-32)  
Tennessee.....003 300 10X - 7 12 1 (48-14)  
WP-Todd Helton (7-2) LP-Greg Reid (5-1) T-2:12  
A-3245

## Western Division

Starkville, Miss. • Dudy Noble Stadium • May 18-21

## May 18, 1995, Game 1, Miss. State 1, Auburn 0

Mississippi State.....000 000 010 - 1 5 1 (34-23)  
Auburn.....000 000 000 - 0 4 1 (46-10)  
WP-Scott Tanksley (2-2) LP-Finley Woodward (3-2)  
T-2:47 A-4137

## May 18, 1995, Game 2, Arkansas 5, Ole Miss 2

Arkansas.....000 000 410 - 5 7 1 (37-19)  
Ole Miss.....100 000 100 - 2 6 0 (37-19)  
WP-Jamie Price (11-4) LP-Matt Carnes (7-4) T-2:01  
A-2059 HR AR – Kit Pellow (11)

## May 18, 1995, Game 3, Alabama 9, LSU 8

LSU.....201 200 210 - 8 9 2 (42-15)  
Alabama.....000 230 121 - 9 16 3 (36-20)  
WP-Neal Lamb (5-1) LP-Scott Fitterer (4-3) T-2:35  
A-1468 HR LS – Justin Bowles (6), Jason Williams (10)  
HR UA – Joe Caruso (4), Jason Jordan (4), Chad Moller 2 (9)

## May 19, 1995, Game 4, Auburn 10, Ole Miss 3

Ole Miss.....100 000 020 - 3 6 1 (37-20)  
Auburn.....102 022 30X - 10 12 1 (47-10)  
WP-Chris Morrison (11-2) LP-Mickey Callaway (6-7)  
T-2:27 A-1884 HR UA – Kevin Chabot (11), Dallan Ruch (3)

## May 19, 1995, Game 5, LSU 14, Miss. State 6

Mississippi State.....001 002 210 - 6 9 3 (34-24)  
LSU.....200 141 60X - 14 20 0 (43-15)  
WP-Brett Laxton (4-3) LP-Kyle Kennedy (9-6) T-3:24  
A-3337 HR MS – David Hayman (5) HR LS – Mike Koerner (3), Warren Morris (8)

## May 19, 1995, Game 6, Arkansas 5, Alabama 2

Alabama.....001 000 001 - 2 8 1 (36-21)  
Arkansas.....300 000 02X - 5 9 1 (38-19)  
WP-Alan Mahaffey (9-4) Save-Todd Abbott(3) LP-John Collins (4-5) T-2:46 A-1328

## May 20, 1995, Game 7, Alabama 6, Miss. State 3

Alabama.....110 000 004 - 6 11 2 (37-21)  
Mississippi State.....000 000 300 - 3 5 2 (34-25)  
WP-Neal Lamb (6-1) LP-Scott Tanksley (2-3) T-2:47  
A-3149 HR UA – Rusty Loflin (4)

# SEC TOURNAMENT RESULTS

## May 20, 1995, Game 8, LSU 7, Auburn 5

Auburn .....000 130 001 - 5 7 1 (47-11)  
 LSU .....012 101 11X - 7 14 0 (44-15)  
 WP-Scott Fitterer (5-3) LP-Kevin Humphreys (8-2) T-2:47  
 A-1857 HR AU – Mark Bellhorn (2) (12)

## May 20, 1995, Game 9, Alabama 8, Arkansas 7

Arkansas .....000 100 501 - 7 17 3 (38-20)  
 Alabama .....110 200 121 - 8 14 2 (38-21)  
 WP-Neal Lamb (7-1) LP-Barry Lunney (7-3) T-3:49  
 A-1336 HR AR – Kit Pellow (12) HR UA – Joe Caruso (5)

## May 21, 1995, Game 10, LSU 7, Arkansas 6

LSU .....005 001 001 - 7 16 3 (45-15)  
 Arkansas .....220 010 100 - 6 9 2 (38-21)  
 WP-Eric Berthelot (2-0) Save-Brian Daugherty(2) LP-  
 Chad Tidwell (4-1) T-2:54 A-1462 HR LS – Tim Lanier (4)

## May 21, 1995, Game 11, Alabama 9, LSU 8

LSU .....002 002 130 - 8 12 2 (45-16)  
 Alabama .....000 112 005 - 9 12 3 (39-21)  
 WP-Chris Moller (1-0) LP-Brian Daugherty (0-1) T-3:17  
 A-1462 HR UA – Rusty Loffin (5), Dax Norris (3)

## 1996

Hoover, Ala. • Hoover Metropolitan Stadium •  
 May 15-19

## May 15, 1996, Game 1, Kentucky 7, Arkansas 5

Arkansas .....000 040 001 - 5 12 3 (39-18)  
 Kentucky .....210 003 10X - 7 10 1 (33-22)  
 WP-Scott Downs (5-2) LP-Matt Carnes (10-4) T-2:34  
 A-1828 HR UK – Andy Green (12), Adam Shadburne (6)

## May 15, 1996, Game 2, Miss. State 8, Vanderbilt 5

Vanderbilt .....004 100 000 - 5 9 1 (29-25)  
 Mississippi State .....041 003 00X - 8 10 4 (37-20)  
 WP-Eric DuBose (9-4) LP-Paul Seybt (8-3) T-2:36  
 A-4134 HR MS – Ben Jenkins (4), Brian Wiese (2)

## May 16, 1996, Game 3, Alabama 3, Kentucky 2

Kentucky .....000 000 200 - 2 8 2 (33-23)  
 Alabama .....001 200 00X - 3 5 0 (41-16)  
 WP-Joel Colgrove (8-2) Save-Skip Ames(11) LP-Eric  
 Bishop (5-3) T-2:35 A-5637 HR UK – Adam Shadburne (7)

## May 16, 1996, Game 4, Florida 6, Miss. State 5

Mississippi State .....001 300 100 0 - 5 6 1 (37-21)  
 Florida .....020 110 100 1 - 6 11 0 (42-14)  
 WP-Paul Rigdon (9-2) LP-David Hooten (8-7) T-3:13  
 A-3236 HR UF – Chuck Hazzard (12)

## May 16, 1996, Game 5, LSU 3, Tennessee 1

Tennessee .....000 100 000 - 1 4 2 (40-17)  
 LSU .....001 001 01X - 3 5 1 (44-13)  
 WP-Eddie Yarnall (8-1) LP-Mike Lincoln (5-4) T-2:34  
 A-3946

## May 17, 1996, Game 6, Kentucky 6, Miss. State 1

Kentucky .....010 000 102 - 4 8 0 (34-23)  
 Mississippi State .....100 000 000 - 1 8 2 (37-22)  
 WP-Adam Milburn (4-2) LP-Scott Polk (3-4) T-2:22  
 A-2273

## May 17, 1996, Game 7, Alabama 3, Tennessee 1

Alabama .....000 000 010 000 02 - 3 16 2 (42-16)  
 Tennessee .....000 000 001 000 00 - 1 10 2 (40-18)  
 WP-Skip Ames (2-0) Save-Andy Bernard(1) LP-John  
 Alkire (6-4) T-4:00 A-6142

## May 17, 1996, Game 8, Florida 6, LSU 2

Florida .....100 311 000 - 6 11 1 (43-14)  
 LSU .....000 011 000 - 2 5 1 (44-14)  
 WP-Sergio Rodriguez (4-0) LP-Kevin Shipp (4-4) T-2:47  
 A-4649 HR UF – Brad Wilkerson (6), Eric Castaldo (8)

## May 18, 1996, Game 9, Florida 7, Alabama 3

Alabama .....001 001 001 - 3 8 1 (42-17)  
 Florida .....101 004 01X - 7 12 0 (44-14)  
 WP-Tommy Bond (3-0) Save-Paul Rigdon(9) LP-Chris  
 Eilers (5-5) T-2:57 A-6470 HR UA – David Tidwell (3)  
 HR UF – Chuck Hazzard (13)

## May 18, 1996, Game 10, Kentucky 12, LSU 11

LSU .....011 600 030 - 11 9 5 (44-15)  
 Kentucky .....110 000 343 - 12 16 1 (35-23)  
 WP-Aaron Acuff (6-5) LP-Chris DeMouy (10-3) T-3:29  
 A-2918 HR LS – Eddy Furniss (25), Justin Bowles (21)

## May 18, 1996, Game 11, Alabama 16, Kentucky 8

Kentucky .....100 204 010 - 8 16 1 (35-24)  
 Alabama .....220 100 92X - 16 16 4 (43-17)  
 WP-Manny Torres (5-1) LP-Omar Henry (2-4) T-3:30  
 A-6634 HR UA – Joe Caruso (13), Nate Duncan (2)

## May 19, 1996, Game 12, Alabama 10, Florida 5

Florida .....010 000 400 - 5 8 3 (44-15)  
 Alabama .....140 040 01X - 10 15 0 (44-17)  
 WP-Andy Bernard (5-3) LP-Josh Fogg (4-2) T-2:45  
 A-7277 HR UA – Doug Hall (2)

## May 19, 1996, Game 13, Alabama 15, Florida 5

Alabama .....002 221 035 - 15 19 1 (45-17)  
 Florida .....010 031 000 - 5 10 3 (44-16)  
 WP-Byron Tribe (4-0) Save-Buster Duman(2) LP-Chris  
 Knollin (2-2) T-3:26 A-5000 HR UF – David Eckstein (8),  
 Chuck Hazzard (14)

## 1997

Columbus, Ga. • Golden Park • May 14-18

## May 14, 1997, Game 1, Auburn 7, Arkansas 3

Arkansas .....011 001 000 - 3 4 1 (36-20)  
 Auburn .....020 013 10X - 7 10 1 (44-12)  
 WP-Bryan Hebson (10-3) LP-Matt Carnes (7-5) T-2:13  
 A-3041 HR AU – Josh Etheridge (19), Chad Wandall (10),  
 Tucker Dearth (3)

## May 14, 1997, Game 2, Miss. State 12, S. Carolina 9

South Carolina .....000 001 143 - 9 11 1 (33-24)  
 Mississippi State .....000 430 32X - 12 12 1 (41-16)  
 WP-Eric DuBose (7-3) LP-Brett Jodie (8-4) T-2:50  
 A-2867 HR SC – Derrick Urquhart (9), Etienne Hightower (3),  
 Scott Weil (1) HR MS – Brooks Bryan (6), Damian Scioneaux (6)

## May 15, 1997, Game 3, LSU 5, Auburn 2

Auburn .....000 200 000 - 2 7 2 (44-13)  
 LSU .....001 102 01X - 5 8 2 (46-11)  
 WP-Patrick Coogan (11-3) Save-Chris DeMouy(5) LP-  
 Brent Schoening (5-2) T-2:46 A-3642 HR LS – Brandon Larson (31)

## May 15, 1997, Game 4, Alabama 16, Miss. State 3

Mississippi State .....201 000 000 - 3 6 0 (41-17)  
 Alabama .....540 200 05X - 16 21 1 (45-11)  
 WP-Jarrod Kingery (6-1) LP-Jeremy Jackson (8-4) T-2:16  
 A-3073 HR – MS – Adam Piatt (14) HR UA – Dustin Mohr (21),  
 Matt Frick (13)

## May 15, 1997, Game 5, Florida 7, Tennessee 6

Tennessee .....002 400 000 0 - 6 11 3 (41-16)  
 Florida .....301 010 001 1 - 7 12 3 (37-20)  
 WP-Josh Fogg (7-2) LP-Clark Odum (1-4) T-3:12  
 A-2515 HR UT – Justin Ross (8) HR UF – Josh Hudson

(3)

## May 16, 1997, Game 6, Auburn 5, Miss. State 4

Auburn .....110 000 300 - 5 11 2 (45-13)  
 Mississippi State .....000 000 040 - 4 8 2 (41-18)  
 WP-Kevin Knorst (5-2) LP-Chris Reinike (3-3) T-2:34  
 A-3461 HR MS – Richard Lee (19)

## May 16, 1997, Game 7, LSU 12, Tennessee 5

LSU .....102 400 005 - 12 15 0 (47-11)  
 Tennessee .....030 011 000 - 5 12 0 (41-17)  
 WP-Doug Thompson (9-3) LP-Michael Cosgrove (10-5) T-3:08  
 A-2576 HR LS – Danny Higgins (7) HR UT – Michael Anderson (2)

## May 16, 1997, Game 8, Alabama 13, Florida 6

Florida .....101 000 400 - 6 9 2 (37-21)  
 Alabama .....032 620 00X - 13 17 2 (46-11)  
 WP-Pete Fisher (9-2) LP-Michael Gray (3-3) T-2:52  
 A-4510 HR UF – Brad Wilkerson (23) HR UA – David Tidwell (7),  
 Roberto Vaz (20) Dustin Mohr (23), Robbie Tucker (19),  
 Matt Frick (14)

## May 17, 1997, Game 9, LSU 12, Miss. State 7

Alabama .....250 000 000 - 7 13 0 (46-12)  
 LSU .....105 100 50X - 12 13 1 (48-11)  
 WP-Joey Painik (8-2) LP-Andy Bernard (4-4) T-2:41  
 A-4030 HR UA – David Tidwell (8), Joe Caruso (11), G.W. Keller (19)  
 HR LS – Brandon Larson (32), Trey McClure 2 (9),  
 Tom Bernhardt (13), Clint Earnhart (4)

## May 17, 1997, Game 10, Florida 17, Auburn 5

Florida .....212 030 135 - 17 19 1 (38-21)  
 Auburn .....000 011 210 - 5 6 4 (45-14)  
 WP-Matt McClendon (7-5) LP-Finley Woodward (2-4) T-3:07  
 A-4108 HR UF – Derek Nicholson (9), Brian Haught (9)

## May 17, 1997, Game 11, Alabama 6, Florida 3

Alabama .....201 100 002 - 6 8 1 (47-12)  
 Florida .....010 010 100 - 3 8 2 (38-22)  
 WP-Heath Henderson (11-2) Save-Doug Hurst(3) LP-Tommy Bond (2-3)  
 T-3:21 A-3909 HR UA – David Tidwell (9)

## May 18, 1997, Game 12, Alabama 12, LSU 2

LSU .....100 100 000 - 2 6 2 (48-12)  
 Alabama .....331 001 31X - 12 18 1 (48-12)  
 WP-Michael Daniel (5-0) LP-Eric Berthelot (6-3) T-2:54  
 A-4268 HR LS – Blair Barbier (14), Trey McClure (14) HR UA –  
 Joe Caruso (12)

## 1998

Hoover, Ala. • Hoover Metropolitan Stadium •  
 May 13-17

## May 13, 1998, Game 1, Miss. State 9, S. Carolina 8

Mississippi State .....002 023 110 - 9 12 1 (36-18)  
 South Carolina .....101 300 210 - 8 12 2 (42-15)  
 WP-Matt Ginter (5-3) Save-Van Johnson(9) LP-Kip Bouknight (10-3)  
 T-2:56 A-2853 HR MS – Richard Lee 2 (15)

## May 13, 1998, Game 2, Arkansas 8, LSU 4

Arkansas .....003 311 000 - 8 16 0 (35-18)  
 LSU .....010 010 002 - 4 7 2 (41-16)  
 WP-Rob Quarnstrom (4-2) LP-Jake Esteves (9-2) T-3:04  
 A-3859 HR LS – Clint Earnhart (7)

## May 13, 1998, Game 3, Auburn 11, Alabama 8

Auburn .....210 200 510 - 11 18 2 (40-15)  
 Alabama .....004 020 002 - 8 15 3 (40-15)  
 WP-Chris Bootcheck (7-2) LP-Pete Fisher (5-8) T-3:17  
 A-14390 HR UA – Jayson Cox (12)



# SEC TOURNAMENT RESULTS

## May 13, 1998, Game 4, Florida 6, Kentucky 4

Kentucky.....000 030 100 - 4 10 1 (26-30)  
Florida.....000 100 41X - 6 6 1 (42-13)  
WP-Matt McClendon (8-3) Save-Josh Fogg(12) LP-Matt Borne (3-6) T-2:39 A-1521 HR UK - Jason Colemire (15)

## May 14, 1998, Game 5, LSU 6, S. Carolina 0

South Carolina.....000 000 000 - 0 5 0 (42-17)  
LSU.....110 000 04X - 6 8 0 (42-16)  
WP-Randy Keisler (8-5) LP-Brett Jodie (6-6) T-2:25  
A-3062 HR LS - Danny Higgins (10), Brad Cresse (22)

## May 14, 1998, Game 6, Alabama 8, Kentucky 3

Alabama.....000 120 401 - 8 12 3 (41-15)  
Kentucky.....001 200 000 - 3 8 5 (26-31)  
WP-Jarrod Kingery (7-3) LP-Brandon Webb (4-5) T-2:51  
A-4127 HR UA - Andy Phillips (21), G.W. Keller (12), Matt Frick (20)

## May 14, 1998, Game 7, Arkansas 10, Miss. State 3

Arkansas.....311 202 001 - 10 21 1 (36-18)  
Mississippi State.....000 110 010 - 3 12 3 (36-19)  
WP-David Walling (10-3) Save-Rodney Nye(4) LP-Jeremy Jackson (9-2) T-3:17 A-4467

## May 14, 1998, Game 8, Auburn 6, Florida 4

Florida.....103 000 000 - 4 10 0 (42-14)  
Auburn.....001 000 41X - 6 8 3 (41-15)  
WP-Kevin Knorst (5-2) Save-Colter Bean(5) LP-Josh Fogg (6-2) T-2:44 A-6017 HR AU - Hayden Gliemmo (3)

## May 15, 1998, Game 9, Miss. State 7, LSU 5

LSU.....000 030 200 - 5 7 0 (42-17)  
Mississippi State.....203 110 00X - 7 10 0 (37-19)  
WP-Chris Reinike (5-6) Save-Brian Compton(1) LP-Doug Thompson (9-4) T-2:32 A-4292 HR LS - Trey McClure (24), Eddy Furniss (25) HR MS - Brad Freeman (10)

## May 15, 1998, Game 10, Alabama 3, Florida 2

Alabama.....000 000 102 - 3 10 0 (42-15)  
Florida.....000 020 000 - 2 8 2 (42-15)  
WP-Paul Phillips (1-0) LP-Brad Wilkerson (9-4) T-2:59  
A-9515 HR UA - Jeff Dragg (1)

## May 16, 1998, Game 11, Arkansas 7, Miss. State 3

Mississippi State.....100 011 000 - 3 11 1 (37-20)  
Arkansas.....200 000 320 - 7 12 3 (37-18)  
WP-Kevin Vent (5-0) Save-Dan Wright(1) LP-Mark Freed (6-5) T-2:58 A-3214 HR AR - Rodney Nye (14)

## May 16, 1998, Game 12, Alabama 4, Auburn 3

Auburn.....100 101 000 - 3 13 1 (41-16)  
Alabama.....010 120 00X - 4 10 2 (43-15)  
WP-Pete Fisher (6-8) Save-Paul Phillips(2) LP-Brent Schoening (10-5) T-2:49 A-10410 HR AU - Todd Faulkner (15) HR UA - Drew Bounds 2 (10)

## May 16, 1998, Game 13, Auburn 9, Alabama 1

Alabama.....010 000 00 - 1 4 2 (43-16)  
Auburn.....011 200 32 - 9 13 0 (42-16)  
WP-Hayden Gliemmo (12-3) LP-Jon Blankenship (7-2) T-2:35 A-8222 HR AU - Todd Faulkner (16)

## May 17, 1998, Game 14, Auburn 7, Arkansas 5

Auburn.....100 030 201 - 7 11 0 (43-16)  
Arkansas.....001 111 010 - 5 12 4 (37-19)  
WP-Colter Bean (4-3) LP-Dan Wright (1-7) T-2:51  
A-10612

## 1999

Hoover, Ala. • Hoover Metropolitan Stadium •  
May 19-23

## May 19, 1999, Game 1, Alabama 7, Ole Miss 6

Ole Miss.....100 002 003 - 6 17 0 (32-25)  
Alabama.....400 002 001 - 7 11 0 (43-14)  
WP-B.J. Green (5-1) LP-Jeff McAvoy (8-5) T-2:59  
A-7595 HR UM - Brad Henderson (8)

## May 19, 1999, Game 2, Miss. State 7, S. Carolina 5

Mississippi State.....000 000 400 3 - 7 13 2 (39-17)  
South Carolina.....002 010 100 1 - 5 11 3 (35-22)  
WP-Matt Ginter (8-7) LP-Jamie Poston (1-1) T-3:00  
A-4901

## May 19, 1999, Game 3, Auburn 6, LSU 2

Auburn.....013 200 000 - 6 9 0 (42-14)  
LSU.....010 001 000 - 2 12 1(36-20-1)  
WP-Brent Schoening (12-1) Save-Kevin Knorst(3)  
LP-Bryan Grace (4-2) T-3:07 A-8094 HR LS - Jeremy Witten (6)

## May 19, 1999, Game 4, Arkansas 6, Kentucky 4

Kentucky.....001 001 101 - 4 9 1 (25-31)  
Arkansas.....300 003 00X - 6 6 0 (38-19)  
WP-Wes McCrotty (5-1) Save-Kevin Vent(3) LP-Nathan Kent (5-7) T-2:21 A-3843 HR AR - Rodney Nye (20)

## May 20, 1999, Game 5, Ole Miss 2, S. Carolina 0

South Carolina.....000 000 000 - 0 3 0 (35-23)  
Ole Miss.....200 000 00X - 2 4 0 (33-25)  
WP-Dan McShea (6-3) LP-Kip Bouknight (7-4) T-1:54  
A-1836

## May 20, 1999, Game 6, LSU 10, Kentucky 0

LSU.....500 201 2 - 10 10 1(37-20-1)  
Kentucky.....000 000 0 - 0 3 5 (25-32)  
WP-Kurt Ainsworth (11-5) LP-Brandon Webb (3-8) T-2:17 A-3869

## May 20, 1999, Game 7, Alabama 4, Miss. State 3

Alabama.....001 002 100 - 4 7 1 (44-14)  
Mississippi State.....000 000 012 - 3 10 3 (39-18)  
WP-Kevin Marzion (3-0) Save-Scott Murphy(2) LP-Hank Thoms (7-5) T-2:24 A-10721

## May 20, 1999, Game 8, Auburn 3, Arkansas 2

Arkansas.....200 000 000 00 - 2 9 1 (38-20)  
Auburn.....002 000 000 01 - 3 8 2 (43-14)  
WP-Colter Bean (4-2) LP-Greg Gilleland (1-2) T-3:13  
A-9853

## May 21, 1999, Game 9, Miss. State 2, Ole Miss 0

Mississippi State.....100 000 001 - 2 8 0 (40-18)  
Ole Miss.....000 000 000 - 0 4 0 (33-26)  
WP-Tanner Brock (4-0) Save-Adam Larson(2) LP-Nathan Lyons (4-4) T-2:12 A-3401

## May 21, 1999, Game 10, Arkansas 9, LSU 8

LSU.....110 201 210 - 810 2 (37-21-1)  
Arkansas.....006 200 10X - 9 9 1 (39-20)  
WP-Matt Riethmaier (5-2) Save-Kevin Vent(4) LP-Brian Tallet (3-4) T-3:29 A-5515 HR LS - Brad Hawpe (9)

## May 22, 1999, Game 11, Alabama 12, Miss. State 11

Alabama.....202 040 031 - 12 12 1 (45-14)  
Mississippi State.....000 300 233 - 11 17 1 (40-19)  
WP-Scott Murphy (7-0) Save-B.J. Green(1) LP-Justin Estel (2-1) T-3:18 A-11129 HR MS - Jon Knott (13)

## May 22, 1999, Game 12, Arkansas 9, Auburn 5

Arkansas.....600 011 100 - 9 11 1 (40-20)  
Auburn.....110 000 300 - 5 7 3 (43-15)

WP-Brad Bohannon (2-0) LP-Hayden Gliemmo (12-6)  
T-2:42 A-7536 HR AR - Ryan Lundquist (14), Ike Pohle (5) HR AU - Jamie Kersh (11)

## May 22, 1999, Game 13, Arkansas 9, Auburn 6

Auburn.....002 040 000 - 6 13 7 (43-16)  
Arkansas.....202 103 01X - 9 9 0 (41-20)  
WP-Travis McDaniel (1-0) LP-Jon Renfro (1-1) T-2:59  
A-4415

## May 23, 1999, Game 14, Alabama 9, Arkansas 3

Arkansas.....200 000 001 - 3 8 2 (41-21)  
Alabama.....020 123 10X - 9 12 0 (46-14)  
WP-Jeremy Vaughn (1-0) LP-Wes McCrotty (5-2) T-2:51  
A-16165 HR UA - Brent Boyd (5), Kelley Gullede (9)

## 2000

Hoover, Ala. • Hoover Metropolitan Stadium •  
May 17-21

## May 17, 2000, Game 1, Alabama 9, Miss. State 3

Alabama.....010 100 700 - 9 13 0 (37-20)  
Mississippi State.....000 021 000 - 3 9 0 (38-16)  
WP-Bryce Heath (4-1) LP-Kevin Donovan (5-4) T-3:19  
A-0 HR UA - Kelley Gullede (9) HR MS - Phillip Willingham (8)

## May 17, 2000, Game 2, LSU 11, Georgia 3

Georgia.....000 201 00 - 3 4 2 (31-25)  
LSU.....010 060 22 - 11 18 4 (40-17)  
WP-Brian Tallet (12-3) LP-Chris Clark (7-4) T-2:58  
A-6299

## May 17, 2000, Game 3, Florida 7, Auburn 2

Auburn.....000 010 010 - 2 5 4 (40-17)  
Florida.....610 000 00X - 7 8 0 (39-20)  
WP-Mike Smalley (6-7) LP-Levale Speigner (2-3) T-2:40  
A-0 HR AU - Bobby Huddleston (2)

## May 17, 2000, Game 4, Kentucky 6, S. Carolina 4

Kentucky.....010 301 010 - 6 11 1 (38-18-1)  
South Carolina.....101 100 010 - 4 11 2 (50-7)  
WP-Brandon Webb (7-3) Save-Jon Hooker(4) LP-Kip Bouknight (15-1) T-2:30 A-8108

## May 18, 2000, Game 5, Georgia 5, Miss. State 0

Mississippi State.....000 000 000 - 0 6 1 (38-17)  
Georgia.....000 200 300 - 5 13 0 (32-25)  
WP-Jeffery Carswell (5-5) LP-Mark Freed (8-1) T-2:20  
A-0 HR UG - Neufeld

## May 18, 2000, Game 6, S. Carolina 11, Auburn 4

South Carolina.....100 010 315 - 11 7 1 (51-7)  
Auburn.....000 002 020 - 4 8 2 (40-18)  
WP-Peter Bauer (12-1) Save-Scott Barber(13) LP-Chris Bootcheck (9-1) T-2:49 A-5115 HR SC - Chris Plummer (8)

## May 18, 2000, Game 7, LSU 18, Alabama 12

LSU.....420 700 023 - 18 17 3 (41-17)  
Alabama.....009 300 000 - 12 16 1 (37-21)  
WP-Billy Brian (5-2) Save-Trey Hodges(1) LP-Ben King (0-1) T-3:55 A-0 HR LS - Ryan Theriot (2), Brad Hawpe (7) HR UA - Kelley Gullede (9)

## May 18, 2000, Game 8, Florida 8, Kentucky 7

Florida.....002 210 201 - 8 14 1(40-20-1)  
Kentucky.....100 000 204 - 7 11 1(38-19-1)  
WP-Joey Simon (9-2) Save-Jay Belflower(5) LP-Scott Wade (7-7) T-2:53 A-9252 HR UF - Brian Haight (2)

## May 19, 2000, Game 9, Alabama 12, Georgia 4

Georgia.....020 110 0 - 4 11 1 (32-26)  
Alabama.....100 520 4 - 12 14 2 (38-21)  
WP-Jeremy Vaughn (7-2) LP-Bill Sharpton (3-5) T-2:30

# SEC TOURNAMENT RESULTS

A-0 HR UA – Kelley Gullledge (11), Aaron Clark (6), Ben King (12)

**May 19, 2000, Game 10, S. Carolina 12, Kentucky 5**  
 Kentucky .....012 001 100 - 5 11 1(39-21-1)  
 South Carolina.....400 070 01X - 12 11 0 (52-7)  
 WP-Scott Barber (8-1) LP-Rob Corrado (5-3) T-2:33  
 A-4832 HR SC – Tripp Kelly

**May 20, 2000, Game 11, LSU 6, Alabama 5**  
 Alabama .....003 000 101 - 5 8 3 (38-22)  
 LSU .....120 001 02X - 6 8 2 (42-17)  
 WP-Shane Youman (2-0) LP-Michael Rainwater (1-1)  
 T-2:58 A-7714 HR UA – Kelley Gullledge (12) HR LS – Brad Cresse (25)

**May 20, 2000, Game 12, Florida 12, S. Carolina 4**  
 South Carolina.....031 000 00 - 4 10 5 (52-8)  
 Florida.....070 101 03 - 12 11 2(41-20-1)  
 WP-Eddie Rojas (6-0) Save-KO Wiegandt(1) LP-Steven Whetstone (0-2) T-2:56 A-3224 HR SC – Drew Meyer (9)

**May 21, 2000, Game 13, LSU 9, Florida 6**  
 Florida .....203 100 000 - 6 13 5(41-21-1)  
 LSU .....700 001 01X - 9 9 1 (43-17)  
 WP-Hunter Gomez (9-1) Save-Brian Tallet(1) LP-Stuart McFarland (1-1) T-3:09 A-5103 HR UF – Matt Siegel (5) HR LS – Jeremy Witten (5), Wally Pontiff (5)

**2001**  
 Hoover, Ala. • Hoover Metropolitan Stadium •  
 May 16-20

**May 16, 2001, Game 1, Ole Miss 17, Tennessee 6**  
 Ole Miss .....318 030 2 - 17 18 1(37-19-1)  
 Tennessee .....101 022 0 - 6 8 4 (41-16)  
 WP-Pete Montrenes (10-4) LP-Justin Parker (4-3) T-2:35  
 A-0 HR UT – Brandon Hopkins (3)

**May 16, 2001, Game 2, LSU 10, Florida 0**  
 Florida .....000 000 0 - 0 3 0 (33-24)  
 LSU .....072 010 X - 10 11 0(38-18-1)  
 WP-Josh Scobie (4-1) L-Keith Brice (2-6) T-2:13  
 A-3522 HR LS – Mike Fontenot (11), Matt Heath (10)

**May 16, 2001, Game 3, Miss. State 2, S. Carolina 1**  
 South Carolina.....000 010 000 - 1 7 1 (41-16)  
 Mississippi State .....100 000 01X - 2 9 0 (33-21)  
 Paul Maholm (7-4) Save-Brandon Medders(5) LP-Kip Bouknight (9-3) T-2:03 A-0 HR MS – Michael Brown (4)

**May 16, 2001, Game 4, Georgia 8, Auburn 4**  
 Auburn .....000 000 040 - 4 9 1 (35-18)  
 Georgia .....104 001 20X - 8 15 1 (41-16)  
 Shaun Helmey (3-1) LP-Levale Speigner (8-2) T-3:10  
 A-10816

**May 17, 2001, Game 5, Florida 9, Tennessee 3**  
 Tennessee .....000 011 100 - 3 8 4 (41-17)  
 Florida .....310 000 41X - 9 11 1 (34-24)  
 WP-Jay Belflower (4-3) Save-Keith Ramsey(9) LP-Dusty Johnson (3-1) T-2:47 A-0 HR UT – Jeff Christensen (9) HR UF – Matt Goss (11)

**May 17, 2001, Game 6, S. Carolina 5, Auburn 4**  
 Auburn .....100 100 002 - 4 7 2 (35-19)  
 South Carolina.....300 001 10X - 5 9 1 (42-16)  
 WP-Brett Price (6-0) Save-Lee Gronkiewicz(16) LP-Cory Dueitt (3-4) T-2:29 A-4184 HR SC – Marcus McBeth (15), Garris Gonc (7), Tim Whittaker (18)

**May 17, 2001, Game 7, LSU 13, Ole Miss 2**  
 LSU .....600 020 5 - 13 13 1(39-18-1)  
 Ole Miss .....000 001 1 - 2 4 1(37-20-1)

WP-Lane Mestepey (10-3) LP-Adam Yates (7-3) T-2:17  
 A-0 HR LS – Mike Fontenot (12), Zeph Zinsman (12)

**May 17, 2001, Game 8, Miss. State 8, Georgia 4**  
 Mississippi State .....200 400 020 - 8 9 2 (34-21)  
 Georgia .....101 010 100 - 4 9 3 (41-17)  
 WP-Chris Young (4-1) Save-Josh Wooten(4) LP-Jeremy Brown (7-3) T-3:07 A-7510 HR MS – Jason Burkley (3)

**May 18, 2001, Game 9, Ole Miss 7, Florida 6**  
 Florida .....003 100 020 - 6 13 3 (34-25)  
 Ole Miss.....300 010 30X - 7 8 0 (38-20-1)  
 WP-Nick Bradshaw (4-1) Save-Glen Morris(9) LP-Alex Hart (3-3) T-3:16 A-0

**May 18, 2001, Game 10, S. Carolina 10, Georgia 2**  
 Georgia .....000 002 000 - 2 4 2 (41-18)  
 South Carolina.....002 143 00X - 10 12 4 (43-16)  
 WP-Chris Spigner (7-4) LP-Scott Murphy (5-2) T-2:29  
 A-5696 HR SC – Tim Whittaker (19)

**May 19, 2001, Game 11, LSU 12, Ole Miss 6**  
 Ole Miss .....000 200 112 - 6 11 2(38-21-1)  
 LSU .....320 321 01X - 12 9 1(40-18-1)  
 WP-Tim Nugent (7-2) LP-Mike Gray (3-3) T-3:15  
 A-4023 HR UM – Josh Christian 2 (12) HR LS – Todd Linden 2 (18), Sean Barker (3)

**May 19, 2001, Game 12, S. Carolina 7, Miss. St. 6**  
 South Carolina.....100 005 001 - 7 12 1 (44-16)  
 Mississippi State .....000 004 200 - 6 7 2 (34-22)  
 WP-Lee Gronkiewicz (2-1) LP-Josh Wooten (3-5) T-2:52  
 A-5220 HR SC – Garris Gonc (8), Byron Jeffcoat (13)  
**May 19, 2001, Game 13, Miss. State 1, S. Carolina 0**  
 Mississippi State .....000 010 000 - 1 8 0 (35-22)  
 South Carolina.....000 000 000 - 0 8 1 (44-17)  
 WP-Joey Collums (3-3) Save-Brandon Medders(6) LP-Blake Taylor (3-3) T-2:18 A-3049

**May 20, 2001, Game 14, Miss. State 4, LSU 1**  
 LSU .....001 000 000 - 1 4 1(40-19-1)  
 Mississippi State .....300 100 00X - 4 9 1 (36-22)  
 WP-Chris Young (5-1) LP-Shane Youman (3-2) T-3:00  
 A-10029

**2002**  
 Hoover, Ala. • Hoover Metropolitan Stadium •  
 May 22-26

**May 22, 2002, Game 1, Florida 7, Georgia 2**  
 Georgia .....002 000 000 - 2 5 4 (30-26)  
 Florida .....000 300 13X - 7 6 1 (41-15)  
 WP-Jimmy Ramshaw (5-3) LP-Jason Fellows (1-2)  
 T-2:20 A-0 HR UF - Ben Harrison (7)

**May 22, 2002, Game 2, Alabama 12, Miss. State 2**  
 Mississippi State.....200 000 00 - 2 9 2(33-23-1)  
 Alabama .....323 020 11 - 12 18 0 (45-12)  
 WP-Taylor Tankersley (8-4) LP-Tanner Brock (7-5) T-2:37  
 A-10111 HR UA - Scott McClanahan (13)

**May 22, 2002, Game 3, LSU 2, Auburn 1**  
 Auburn .....000 000 100 - 1 6 0 (34-23)  
 LSU .....000 200 00X - 2 3 2 (39-17)  
 WP-Lane Mestepey (11-3) LP-Colby Paxton (8-5) T-1:47  
 A-0 HR LS - Sean Barker (6)

**May 22, 2002, Game 4, S. Carolina 10, Arkansas 1**  
 Arkansas.....000 000 100 - 1 6 2 (30-25)  
 South Carolina.....202 020 40X - 10 10 0 (45-12)  
 WP-Gary Bell (9-3) LP-Charlie Isaacson (4-7) T-2:11  
 A-8501 HR SC - Garris Gonc (15)

**May 23, 2002, Game 5, Miss. State 10, Georgia 3**  
 Mississippi State.....220 001 041 - 10 14 1(34-23-1)  
 Georgia .....000 000 030 - 3 6 2 (30-27)  
 WP-Paul Maholm (10-3) LP-Mickey Westphal (5-5)  
 T-2:30 A-0

**May 23, 2002, Game 6, Arkansas 8, Auburn 5**  
 Arkansas.....102 040 100 - 8 15 3 (31-25)  
 Auburn .....201 020 000 - 5 11 1 (34-24)  
 WP-Scott Roehl (4-0) LP-Arnold Hughey (2-3) T-2:53  
 A-4384

**May 23, 2002, Game 7, Alabama 7, Florida 4**  
 Alabama .....001 101 130 - 7 9 0 (46-12)  
 Florida .....100 000 030 - 4 8 1 (41-16)  
 WP-Lance Cormier (10-3) Save-Brian Reed(9) LP-Alex Hart (13-2) T-2:57 A-0 HR UA - Brent Boyd (8)

**May 23, 2002, Game 8, LSU 8, S. Carolina 3**  
 LSU .....000 002 510 - 8 11 0 (40-17)  
 South Carolina.....001 011 000 - 3 12 1 (45-13)  
 WP-Brian Wilson (9-4) LP-Blake Taylor (5-1) T-2:40  
 A-10263 HR LS - Sean Barker (7)

**May 24, 2002, Game 9, Florida 5, Miss. State 0**  
 Florida .....010 000 031 - 5 11 0 (42-16)  
 Mississippi State.....000 000 000 - 0 6 1(34-24-1)  
 WP-Keith Ramsey (8-3) LP-Chris Young (5-2) T-2:35

**May 24, 2002, Game 10, S. Carolina 6, Arkansas 2**  
 South Carolina.....020 200 101 - 6 11 1 (46-13)  
 Arkansas.....000 100 010 - 2 10 2 (31-26)  
 WP-David Marchbanks (9-3) Save-Blake Taylor(18)  
 LP-Jarrett Gardner (3-3) T-2:32 A-5870 HR AR - Cliff Crouse (4)

**May 25, 2002, Game 11, Florida 7, Alabama 4**  
 Florida .....230 010 001 - 7 10 1 (43-16)  
 Alabama .....010 001 110 - 4 10 2 (46-13)  
 WP-Mike Pete (4-0) Save-Kevin Coleman(6) LP-Shane Sanders (8-3) T-2:40 A-10907 HR UF - Pat Osborn (14)

**May 25, 2002, Game 12, S. Carolina 10, LSU 8**  
 South Carolina.....104 001 040 - 10 11 1 (47-13)  
 LSU .....030 211 010 - 8 13 2 (40-18)  
 WP-Matt Campbell (3-2) Save-John Wesley(1) LP-Jake Tompkins (5-1) T-3:06 A-4688 HR LS - Jon Zeringue (2)

**May 25, 2002, Game 13, Alabama 11, Florida 9**  
 Alabama .....200 504 000 - 11 12 3 (47-13)  
 Florida .....025 010 001 - 9 15 2 (43-17)  
 WP-Brian Reed (5-0) Save-Jeffrey Norris(1) LP-Jamie Goldfarb (2-4) T-2:48 A-0 HR UA - Travis Garner (6), Peter Stonard (5), Jeremy Brown (11), Scott McClanahan (14) HR UF - Ben Harrison (8)

**May 25, 2002, Game 14, S. Carolina 5, LSU 4**  
 LSU .....001 001 002 - 4 9 2 (40-19)  
 South Carolina.....000 030 20X - 5 8 1 (48-13)  
 WP-Aaron Rawl (5-1) Save-Blake Taylor(19) LP-Bo Pettit (8-7) T-2:38 A-8610 HR SC - Steve Thomas (10)

**May 26, 2002, Game 15, Alabama 6, S. Carolina 2**  
 South Carolina.....000 010 001 - 2 10 0 (48-14)  
 Alabama .....320 000 10X - 6 10 0 (48-13)  
 WP-Jeffrey Norris (5-1) LP-Chris Hernandez (1-1)  
 T-2:26 A-13367 HR SC - Demetrick Smith (2)



# SEC TOURNAMENT RESULTS

2003

Hoover, Ala. • Hoover Metropolitan Stadium •  
May 22-25

**May 22, 2003, Game 1, Auburn 3, Vanderbilt 1**  
Vanderbilt .....000 001 000 - 1 5 1 (27-27)  
Auburn .....000 010 20X - 3 7 1 (39-17)  
WP-Cory Dueitt (7-2) Save-Steven Register(15) LP-Jeremy Sowers (7-5) T-2:29 A-8045

**May 22, 2003, Game 2, Alabama 9, S. Carolina 7**  
Alabama .....100 005 201 - 9 10 2 (34-22)  
South Carolina.....000 401 200 - 7 15 1 (38-19)  
WP-Jared Woodward (3-0) Save-Brian Reed(12) LP-Aaron Rawl (6-3) T-3:10 A-8045

**May 22, 2003, Game 3, Miss. State 5, Ole Miss 4**  
Ole Miss .....100 000 102 000 - 4 11 1(33-24)  
Mississippi State .....010 010 101 001 - 5 14 1(39-16-1)  
WP-Jamie Gant (4-1) LP-Brae Wright (4-4) T-3:52  
A-8359 HR MS - Thomas Berkery (6)

**May 22, 2003, Game 4, LSU 5, Arkansas 4**  
Arkansas.....000 020 020 - 4 8 0 (34-19)  
LSU .....003 100 10X - 5 10 1(38-18-1)  
WP-Jason Determann (5-0) Save-Billy Sadler(4) LP-Jarrett Gardner (4-5) T-2:19 A-8359

**May 23, 2003, Game 5, S. Carolina 3, Vanderbilt 2**  
South Carolina.....000 010 020 - 3 3 0 (39-19)  
Vanderbilt .....000 001 001 - 2 11 2 (27-28)  
WP-David Marchbanks (13-2) Save-Aaron Rawl(6)  
LP-Ryan Mullins (3-8) T-2:15 A-4272

**May 23, 2003, Game 6, Ole Miss 8, Arkansas 7**  
Arkansas .....200 200 110 01 - 7 16 3(34-20)  
Ole Miss .....200 031 000 02 - 8 13 3(34-24)  
WP-Brian Pettway (1-0) LP-Charley Boyce (5-5) T-3:45  
A-4272 HR AR - Andrew Wishy (8)

**May 23, 2003, Game 7, Alabama 7, Auburn 5**  
Auburn .....000 100 400 - 5 10 1 (39-18)  
Alabama .....000 300 04X - 7 9 3 (35-22)  
WP-Taylor Tankersley (7-4) LP-Steven Register (3-2)  
T-3:04 A-14427

**May 23, 2003, Game 8, LSU 7, Miss. State 2**  
Mississippi State.....002 000 000 - 2 11 4(39-17-1)  
LSU .....032 000 02X - 7 4 0(39-18-1)  
WP-Nate Brumstead (10-2) LP-Alan Johnson (5-4)  
T-2:28 A-14427

**May 24, 2003, Game 9, Auburn 5, S. Carolina 1**  
Auburn .....201 000 002 - 5 10 0 (40-18)  
South Carolina.....000 000 001 - 1 5 3 (39-20)  
WP-Arnold Hughey (6-5) LP-Matt Campbell (5-4)  
T-2:39 A-7568

**May 24, 2003, Game 10, Miss. State 4, Ole Miss 1**  
Ole Miss .....000 010 000 - 1 9 2 (34-25)  
Mississippi State.....010 102 00X - 4 7 0(40-17-1)  
WP-Jamie Gant (5-1) LP-Mark Holliman (4-7) T-2:47  
A-7568

**May 24, 2003, Game 11, Alabama 13, Auburn 3**  
Alabama .....001 155 1 - 13 15 0 (36-22)  
Auburn .....002 010 0 - 3 9 2 (40-19)  
WP-Seth Johnson (7-5) LP-Eric Brandon (3-4) T-2:49  
A-12673 HR UA - Adam Pavkovich (10), Allen Rice (7)  
HR AU - Javon Moran (4)

**May 24, 2003, Game 12, LSU 17, Miss. State 5**  
LSU .....950 003 0 - 17 11 1(40-18-1)  
Mississippi State.....000 302 0 - 5 6 4(40-18-1)

WP-Bo Pettit (9-2) LP-Todd Nicholas (5-4) T-2:42  
A-12673 HR MS - J.B. Tucker (2)

**May 25, 2003, Game 13, Alabama 10, LSU 3**  
LSU .....000 001 011 - 3 12 5(40-19-1)  
Alabama .....030 000 34X - 10 12 1 (37-22)  
WP-Jeffrey Norris (6-2) LP-Justin Meier (7-3) T-3:03  
A-11705

2004

Hoover, Ala. • Hoover Metropolitan Stadium •  
May 26-30

**May 26, 2004, Game 1, Florida 5, LSU 4**  
Florida .....210 000 100 1 - 5 9 1 (39-18)  
LSU .....201 000 100 0 - 4 11 0 (41-16)  
WP-Darren O'Day (8-1) LP-Jason Determann (5-4)  
T-3:07 A-0 HR UF - Matt LaPorta (13)

**May 26, 2004, Game 2, Vanderbilt 6, Georgia 0**  
Vanderbilt .....102 030 000 - 6 10 1 (40-16)  
Georgia .....000 000 000 - 0 3 1 (37-19)  
WP-Jeremy Sowers (9-5) LP-Mitchell Boggs (2-3) T-2:20  
A-5366

**May 26, 2004, Game 3, S. Carolina 7, Ole Miss 6**  
South Carolina .....000 100 104 1 - 7 10 3 (42-15)  
Ole Miss .....000 000 060 0 - 6 6 0 (39-18)  
WP-Chad Blackwell (4-3) LP-Stephen Head (6-2) T-2:51  
A-0 HR SC - Steven Tolleson (3), Steve Pearce (16) HR  
UM - Stephen Head (12)

**May 26, 2004, Game 4, Tennessee 8, Arkansas 6**  
Tennessee .....200 000 100 003 2-8 10 1 (37-20)  
Arkansas .....000 000 102 003 0-6 13 4 (37-20)  
WP-Scot Drucker (8-3) Save-Craig Cobb(1) LP-Caton  
Hall (5-2) T-3:30 A-5213 HR AR - Haas Pratt (6)

**May 27, 2004, Game 5, Georgia 1, LSU 0**  
LSU .....000 000 000 - 0 4 1 (41-17)  
Georgia .....000 000 001 - 1 7 0 (38-19)  
WP-Will Startup (5-2) LP-Lane Mestepey (5-3) T-1:57

**May 27, 2004, Game 6, Arkansas 4, Ole Miss 3**  
Ole Miss .....000 000 102 - 3 9 4 (39-19)  
Arkansas .....000 020 20X - 4 5 1 (38-20)  
WP-Charley Boyce (8-2) Save-Jay Sawatski(5) LP-Anthony  
Cupps (3-4) T-2:38 A-6428 HR UM - Alex Presley (6)

**May 27, 2004, Game 7, Vanderbilt 3, Florida 0**  
Vanderbilt .....200 100 000 - 3 7 0 (41-16)  
Florida .....000 000 000 - 0 7 1 (39-19)  
WP-Ryan Mullins (8-2) Save-Jensen Lewis(2) LP-Tommy  
Boss (3-5) T-2:14 A-0 HR VU - Cesar Nicolas (14)

**May 27, 2004, Game 8, S. Carolina 5, Tennessee 1**  
Tennessee .....000 010 000 - 1 4 4 (37-21)  
South Carolina.....020 020 01X - 5 6 2 (43-15)  
WP-Aaron Rawl (11-4) Save-Chad Blackwell(13) LP-  
Craig Cobb (3-4) T-2:07 A-6547

**May 28, 2004, Game 9, Florida 7, Georgia 0**  
Georgia .....000 000 000 - 0 3 1 (38-20)  
Florida .....000 301 30X - 7 7 1 (40-19)  
WP-Connor Falkenbach (9-6) LP-Michael Hyle (7-2)  
T-2:15 A-0 HR UF - C.J. Smith (14)

**May 28, 2004, Game 10, Arkansas 4, Tennessee 1**  
Arkansas .....100 011 100 - 4 8 2 (38-20)  
Tennessee .....000 001 000 - 1 6 2 (37-22)  
WP-Trey Holloway (2-1) LP-Derek Tharpe (6-1) T-2:36  
A-7052

**May 29, 2004, Game 11, Vanderbilt 6, Florida 5**  
Florida .....020 000 001 020 - 5 10 0(40-20)  
Vanderbilt .....102 000 000 021 - 6 15 1(42-16)  
WP-Jensen Lewis (6-4) LP-Steven Porter (1-3) T-3:29  
A-3136 HR VU - Ryan Klosterman (7)

**May 29, 2004, Game 12, S. Carolina 3, Arkansas 2**  
Arkansas.....000 000 002 - 2 10 1 (39-21)  
South Carolina.....100 002 00X - 3 4 1 (44-15)  
WP-Billy Buckner (6-2) Save-Chad Blackwell(14) LP-Justin  
White (2-3) T-2:29 A-3029

**May 30, 2004, Game 13, S. Carolina 3, Vanderbilt 2**  
South Carolina.....100 002 000 - 3 9 2 (45-15)  
Vanderbilt .....100 010 000 - 2 11 0 (42-17)  
WP-Zac McCamie (6-0) Save-Chad Blackwell(15) LP-  
Jeff Sues (4-1) T-2:33 A-7882

2005

Hoover, Ala. • Hoover Metropolitan Stadium •  
May 25-29 • (First with No. 1 Seed in Game 3)

**May 25, 2005, Game 1, Miss. State 9, LSU 2**  
Mississippi State .....401 120 100 - 9 17 0 (37-20)  
LSU .....000 000 200 - 2 9 1 (38-19)  
WP-Alan Johnson (4-6) LP-Lane Mestepey (6-8) T-3:03

**May 25, 2005, Game 2, S. Carolina 12, Tennessee 2**  
South Carolina.....040 012 401 - 12 18 1 (38-19)  
Tennessee .....200 000 000 - 2 8 2 (39-18)  
WP-Aaron Rawl (9-5) LP-Chris Howell (1-4) T-2:46  
A-7989 HR SC - Steve Pearce (19)

**May 25, 2005, Game 3, Florida 9, Arkansas 8**  
Arkansas.....210 020 210 - 8 14 2 (37-19)  
Florida .....100 010 061 - 9 13 5 (39-18)  
WP-Darren O'Day (7-3) LP-Charley Boyce (10-8)  
T-3:32 A-0 HR UF - Jeff Corsoletti (7)

**May 25, 2005, Game 4, Ole Miss 3, Alabama 1**  
Alabama .....000 000 001 - 1 6 3 (37-20)  
Ole Miss .....021 000 00X - 3 6 1 (41-16)  
WP-Mark Holliman (7-3) Save-Stephen Head(6) LP-  
Wade LeBlanc (4-5) T-2:36 A-11318

**May 26, 2005, Game 5, Tennessee 5, LSU 1**  
LSU .....000 010 000 - 1 8 2 (38-20)  
Tennessee .....200 100 20X - 5 11 0 (40-18)  
WP-Luke Hochevar (14-2) LP-Clay Dirks (10-3) T-3:03  
A-0 HR LS - Blake Gill (6) HR UT - Kelly Edmundson (8)

**May 26, 2005, Game 6, Alabama 5, Arkansas 4**  
Arkansas.....202 000 000 - 4 7 1 (37-20)  
Alabama .....211 000 01X - 5 6 2 (38-20)  
WP-Brent Carter (7-3) Save-David Robertson(7)  
LP-Charley Boyce (10-9) T-2:46 A-6452

**May 26, 2005, Game 7, Miss. State 6, S. Carolina 2**  
Mississippi State .....050 000 100 - 6 11 1 (38-20)  
South Carolina.....000 000 002 - 2 5 2 (38-20)  
WP-Todd Doolittle (5-7) LP-Zac McCamie (8-4) T-2:38  
A-0

**May 26, 2005, Game 8, Florida 10, Ole Miss 7**  
Ole Miss .....000 004 300 - 7 13 2 (41-17)  
Florida .....000 050 32X - 10 15 3 (40-18)  
WP-Steven Porter (2-1) Save-Darren O'Day(6) LP-Ste-  
phen Head (7-3) T-3:29 A-7482 HR UM - Brian  
Pettway (18)

**May 27, 2005, Game 9, Tennessee 4, S. Carolina 1**  
Tennessee .....000 000 400 - 4 10 1 (41-18)  
South Carolina.....010 000 000 - 1 3 3 (38-21)  
WP-James Adkins (8-4) Save-Sean Watson(6) LP-Brent  
Marsh (3-3) T-2:51 A-0

# SEC TOURNAMENT RESULTS



## May 27, 2005, Game 10, Ole Miss 5, Alabama 3

Alabama ..... 100 001 010 - 3 5 1 (38-21)  
 Ole Miss ..... 030 000 02X - 5 8 3 (42-17)  
 WP-Brian Pettway (2-1) LP-David Robertson (7-5) T-2:56  
 A-11519 HR UM - Brian Pettway (19)

## May 28, 2005, Game 11, Miss. State 3, Tennessee 2

Tennessee ..... 000 000 002 - 2 13 0 (41-19)  
 Mississippi State ..... 100 000 002 - 3 10 1 (39-20)  
 WP-Mike Valentine (6-0) LP-Craig Cobb (6-4) T-2:13  
 A-5446

## May 28, 2005, Game 12, Ole Miss 14, Florida 1

Florida ..... 000 010 0 - 1 2 0 (40-19)  
 Ole Miss ..... 207 203 X - 14 16 0 (43-17)  
 WP-Anthony Cupps (8-3) LP-Bryan Ball (6-4) T-2:18  
 A-6162

## May 28, 2005, Game 13, Ole Miss 4, Florida 2

Ole Miss ..... 111 010 000 - 4 9 1 (44-17)  
 Florida ..... 000 010 001 - 2 12 2 (40-20)  
 WP-Tommy Baumgardner (2-1) Save-Stoney Stone(1)  
 LP-Tommy Boss (6-4) T-2:53 A-6162 HR UM - Stephen  
 Head (18) HR UF - Jeff Corsaletti (8)

## May 29, 2005, Game 14, Miss. State 4, Ole Miss 1

Ole Miss ..... 000 000 100 - 1 5 0 (44-18)  
 Mississippi State ..... 003 010 00X - 4 9 0 (40-20)  
 WP-Brooks Dunn (6-2) Save-Brett Cleveland(4) LP-Mark  
 Holliman (7-4) T-2:22 A-12290 HR MS - Jeff Butts (2)

## 2006

Hoover, Ala. • Hoover Metropolitan Stadium •  
 May 24-28

## May 24, 2006, Game 1, S. Carolina 4, Kentucky 2

South Carolina ..... 000 000 004 - 4 8 0 (37-20)  
 Kentucky ..... 000 000 101 - 2 5 2 (42-14)  
 WP-Mike Cisco (6-4) Save-Wynn Pelzer(5) LP-Tommy  
 Warner (3-1) T-2:25 A-0 HR SC - Jon Willard (7) HR  
 UK - Collin Cowgill (16), Sean Coughlin (17)

## May 24, 2006, Game 2, Vanderbilt 9, Georgia 4

Vanderbilt ..... 032 030 100 - 9 16 3 (34-23)  
 Georgia ..... 110 002 000 - 4 7 2 (38-18)  
 WP-Matt Buschmann (5-4) LP-Mickey Westphal (6-1)  
 T-2:34 A-4933

## May 24, 2006, Game 3, LSU 4, Alabama 3

LSU ..... 010 010 101 - 4 9 1 (35-22)  
 Alabama ..... 000 000 021 - 3 4 0 (39-18)  
 WP-Clay Dirks (5-4) Save-Will Harris(4) LP-Bernard  
 Robert (7-6) T-2:40 A-0 HR LS - Buzzy Haydel (1) HR  
 UA - Kent Matthes (1)

## May 24, 2006, Game 4, Ole Miss 9, Arkansas 4

Ole Miss ..... 200 020 203 - 9 12 1 (37-20)  
 Arkansas ..... 100 200 001 - 4 8 3 (38-18)  
 WP-Will Kline (4-2) Save-C. Satterwhite(2) LP-Nick  
 Schmidt (9-3) T-3:32 A-12838

## May 25, 2006, Game 5, Georgia 16, Kentucky 10

Georgia ..... 001 540 303 - 16 22 1 (39-18)  
 Kentucky ..... 111 110 203 - 10 15 2 (42-15)  
 WP-Brooks Brown (7-3) LP-Craig Snipp (7-4) T-3:42  
 A-0 HR UK - Ryan Strieby (20), John Shelby (17)

## May 25, 2006, Game 6, Alabama 4, Arkansas 3

Arkansas ..... 000 000 030 - 3 7 2 (38-19)  
 Alabama ..... 000 000 40X - 4 7 0 (40-18)  
 WP-Wade LeBlanc (10-0) Save-David Robertson(10)  
 LP-Daryl Maday (2-2) T-2:48 A-5998 HR AR - David  
 Hum (5)

## May 25, 2006, Game 7, Vanderbilt 11, S. Carolina 1

South Carolina ..... 001 000 0 - 1 6 0 (37-21)  
 Vanderbilt ..... 006 005 X - 11 12 0 (35-23)  
 WP-David Price (9-4) LP-Jeff Jeffords (0-1) T-1:58 A-0  
 HR VU - Pedro Alvarez (18), Dominic de la Osa (8)

## May 25, 2006, Game 8, Ole Miss 12, LSU 1

LSU ..... 000 001 0 - 1 4 1 (35-23)  
 Ole Miss ..... 314 202 X - 12 10 2 (38-20)  
 WP-Brett Bukvich (6-5) LP-Louis Coleman (5-6) T-2:15  
 A-7205 HR LS - Quinn Stewart (23) HR UM - Chris  
 Coghlan (3)

## May 26, 2006, Game 9, Georgia 16, S. Carolina 10

Georgia ..... 005 360 020 - 16 22 3 (40-18)  
 South Carolina ..... 360 001 000 - 10 11 2 (37-22)  
 WP-Trevor Holder (3-3) LP-Wynn Pelzer (4-4) T-3:42  
 A-0 HR UG - Joey Side (10), Gordon Beckham (11) HR  
 SC - Justin Smoak (16), Phil Disher (2), Ian Paxton (5)

## May 26, 2006, Game 10, Alabama 8, LSU 3

Alabama ..... 300 110 102 - 8 8 1 (41-18)  
 LSU ..... 001 000 200 - 3 9 5 (35-24)  
 WP-Tommy Hunter (10-3) Save-Jake McCarter(1)  
 LP-Chris Cahill (1-1) T-3:13 A-11923 HR UA - Kody  
 Valverde (11)

## May 27, 2006, Game 11, Georgia 5, Vanderbilt 4

Vanderbilt ..... 001 000 300 - 4 9 0 (35-24)  
 Georgia ..... 000 000 104 - 5 6 1 (41-18)  
 WP-Joshua Fields (3-2) LP-Nick Christiani (2-4) T-2:51  
 A-3552

## May 27, 2006, Game 12, Ole Miss 9, Alabama 2

Alabama ..... 000 020 000 - 2 6 3 (41-19)  
 Ole Miss ..... 041 110 11X - 9 14 0 (39-20)  
 WP-Lance Lynn (6-3) Save-Garrett White(8) LP-Jordan  
 Davis (1-3) T-3:11 A-8488 HR UM - Alex Presley (6),  
 Mark Wright (11)

## May 27, 2006, Game 13, Vanderbilt 11, Georgia 1

Georgia ..... 001 000 0 - 1 8 3 (41-19)  
 Vanderbilt ..... 300 213 2 - 11 15 1 (36-24)  
 WP-Cody Crowell (6-2) LP-Iain Sebastian (0-3) T-2:25  
 A-1314 HR VU - Pedro Alvarez (19)

## May 28, 2006, Game 14, Ole Miss 9, Vanderbilt 3

Ole Miss ..... 211 100 004 - 9 12 0 (40-20)  
 Vanderbilt ..... 000 020 100 - 3 13 1 (36-25)  
 WP-Craig Rodriguez (4-3) Save-Will Kline(3) LP-Tyler  
 Rhoden (3-1) T-3:19 A-9025 HR UM - Mark Wright  
 (12)

## 2007

Hoover, Ala. • Hoover Metropolitan Stadium •  
 May 23-27

## May 23, 2007, Game 1, Arkansas 6, Alabama 0

Alabama ..... 000 000 000 - 0 2 2 (31-25)  
 Arkansas ..... 014 001 00X - 6 7 0 (39-18)  
 WP-Nick Schmidt (10-3) LP-Tommy Hunter (7-5) T-2:28  
 A-0 HR AR - Danny Hamblin (21)

## May 23, 2007, Game 2, S. Carolina 4, Florida 3

Florida ..... 012 000 000 000 - 3 6 3 (28-29)  
 South Carolina ..... 000 002 100 001 - 4 10 0 (41-16)  
 WP-Jeff Jeffords (6-1) LP-David Hurst (2-2) T-3:34  
 A-5746

## May 23, 2007, Game 3, Tennessee 6, Vanderbilt 4

Tennessee ..... 100 012 011 - 6 13 2 (34-23)  
 Vanderbilt ..... 000 000 013 - 4 3 1 (46-11)  
 WP-James Adkins (7-7) LP-Brett Jacobson (5-2) T-2:53  
 A-0 HR UT - Tony Delmonico (8) HR VU - Pedro Alvarez  
 (16)

## May 23, 2007, Game 4, Ole Miss 3, Miss. State 1

Ole Miss ..... 020 010 000 - 3 7 0 (36-21)  
 Mississippi State ..... 000 010 000 - 1 8 1 (33-19)  
 WP-Will Kline (6-2) LP-Justin Pigott (5-6) T-3:03  
 A-6192

## May 24, 2007, Game 5, Florida 3, Alabama 2

Alabama ..... 010 000 001 - 2 8 0 (31-26)  
 Florida ..... 111 000 00X - 3 8 0 (29-29)  
 WP-Bryan Augenstein (8-5) LP-Will Stroup (3-1) T-2:46  
 A-0 HR UA - Alex Avila (14)

## May 24, 2007, Game 6, Vanderbilt 3, Miss. State 2

Mississippi State ..... 000 000 200 - 2 5 1 (33-20)  
 Vanderbilt ..... 003 000 00X - 3 6 0 (47-11)  
 WP-David Price (11-0) LP-Chad Crosswhite (7-4) T-2:33  
 A-5782

## May 24, 2007, Game 7, Arkansas 6, S. Carolina 0

South Carolina ..... 000 000 000 - 0 3 1 (41-17)  
 Arkansas ..... 203 001 00X - 6 10 1 (40-18)  
 WP-Jess Todd (9-2) LP-Arik Hempy (5-3) T-2:31 A-0  
 HR AR - Logan Forsythe (8)

## May 24, 2007, Game 8, Ole Miss 6, Tennessee 3

Tennessee ..... 000 003 000 - 3 6 1 (34-24)  
 Ole Miss ..... 500 100 00X - 6 10 0 (37-21)  
 WP-Lance Lynn (7-4) Save-C. Satterwhite(4) LP-Craig  
 Cobb (8-6) T-2:58 A-5655 HR UT - Tony Delmonico  
 (9)

## May 25, 2007, Game 9, S. Carolina 5, Florida 3

Florida ..... 200 000 001 - 3 5 3 (29-30)  
 South Carolina ..... 030 002 00X - 5 9 3 (42-17)  
 WP-Mike Cisco (6-2) Save-Jeff Jeffords(4) LP-Patrick  
 Keating (3-2) T-3:01 A-0 HR UF - Matt LaPorta (20)

## May 25, 2007, Game 10, Vanderbilt 15, Tennessee 2

Vanderbilt ..... 230 001 027 - 15 16 1 (48-11)  
 Tennessee ..... 000 000 020 - 2 8 3 (34-25)  
 WP-Mike Minor (9-1) LP-Nick Hernandez (4-4) T-3:06  
 A-6137

## May 26, 2007, Game 11, Arkansas 3, S. Carolina 2

Arkansas ..... 012 000 000 - 3 7 1 (41-18)  
 South Carolina ..... 001 000 010 - 2 9 1 (42-18)  
 WP-Duke Welker (6-5) Save-Travis Hill(3) LP-Blake  
 Cooper (7-2) T-2:36 A-0

## May 26, 2007, Game 12, Vanderbilt 13, Ole Miss 1

Vanderbilt ..... 260 020 03 - 13 16 0 (49-11)  
 Ole Miss ..... 000 000 10 - 1 3 3 (37-22)  
 WP-Cody Crowell (4-1) LP-Brett Bukvich (7-3) T-2:24  
 A-7202 HR VU - Dominic de la Osa (18), Pedro Alvarez  
 (17), Parker Hanks (2)

## May 26, 2007, Game 13, Vanderbilt 7, Ole Miss 6

Ole Miss ..... 210 000 000 3 - 6 10 2 (37-23)  
 Vanderbilt ..... 200 000 001 4 - 7 13 1 (50-11)  
 WP-Casey Weathers (11-2) LP-Cody Satterwhite (4-4)  
 T-3:53 A-7202 HR UM - Zach Miller (3) HR VU - Dom-  
 inic de la Osa (19)

## May 27, 2007, Game 14, Vanderbilt 7, Arkansas 2

Vanderbilt ..... 400 000 201 - 7 12 0 (51-11)  
 Arkansas ..... 120 000 100 - 4 9 3 (41-19)  
 WP-Tyler Rhoden (4-0) Save-Brett Jacobson(1) LP-Dallas  
 Keuchel (6-3) T-3:31 A-7263 HR AR - Jake Dugger (6),  
 Danny Hamblin (22)



# SEC TOURNAMENT RESULTS

## 2008

Hoover, Ala. • Hoover Metropolitan Stadium •  
May 21-25

### May 21, 2008, Game 1, LSU 5, S. Carolina 4

South Carolina.....000 102 001 0 - 4 6 0 (37-20)  
LSU.....000 000 004 1 - 5 5 0(40-17-1)  
WP-Jared Bradford (10-4) LP-Alex Farotto (0-1) T-3:25  
A-0 HR SC - Phil Disher (17) HR LS - Blake Dean (14),  
Matt Clark (20)

### May 21, 2008, Game 2, Vanderbilt 7, Florida 3

Vanderbilt .....130 101 001 - 7 14 2 (38-18)  
Florida.....100 002 000 - 3 8 1 (34-21)  
WP-Mike Minor (6-3) Save-Russell Brewer(6) LP-Patrick  
Keating (8-1) T-3:36 A-6027

### May 21, 2008, Game 3, Ole Miss 4, Georgia 1

Ole Miss.....200 100 001 - 4 12 1 (35-22)  
Georgia.....000 001 000 - 1 6 0(35-20-1)  
WP-Lance Lynn (7-3) Save-Scott Bittle(8) LP-Nick Mont-  
gomery (2-2) T-3:09 A-0 HR UM - Michael Guerrero  
(5)

### May 21, 2008, Game 4, Kentucky 9, Alabama 3

Alabama .....210 000 000 - 3 8 2 (32-25)  
Kentucky.....200 124 00X - 9 8 2 (42-15)  
WP-Aaron Lovett (5-1) LP-Jimmy Nelson (3-3) T-3:04  
A-11967 HR UA - Tyler Odle (3)

### May 22, 2008, Game 5, S. Carolina 11, Florida 3

Florida .....101 010 000 - 3 10 3 (34-22)  
South Carolina.....050 010 05X - 11 10 1 (38-20)  
WP-Nick Godwin (7-3) Save-Mike Cisco(1) LP-Billy  
Bullock (4-4) T-2:51 A-0 HR SC - Justin Smoak (21)

### May 22, 2008, Game 6, Alabama 5, Georgia 2

Georgia.....100 000 001 - 2 4 2(35-21-1)  
Alabama .....103 000 01X - 5 7 0 (33-25)  
WP-Austin Hyatt (4-4) LP-Stephen Dodson (5-3) T-2:33  
A-5894

### May 22, 2008, Game 7, LSU 8, Vanderbilt 2

LSU.....000 043 001 - 8 9 1(41-16-1)  
Vanderbilt .....001 000 100 - 2 5 3 (38-18)  
WP-Blake Martin (5-3) LP-Caleb Cotham (7-5) T-2:46  
A-0 HR LS - Derek Helenihi (3) HR VU - Parker Hanks  
(4)

### May 22, 2008, Game 8, Ole Miss 8, Kentucky 7

Kentucky.....000 301 111 - 7 9 1 (42-13)  
Ole Miss.....003 100 202 - 8 10 2 (36-22)  
WP-Jake Morgan (3-0) LP-Scott Green (6-4) T-3:50  
A-6853 HR UM - Michael Guerrero (6), Matt Smith (13)

### May 23, 2008, Game 9, Vanderbilt 7, S. Carolina 5

South Carolina.....000 100 040 - 5 8 1 (38-21)  
Vanderbilt .....002 203 00X - 7 10 0 (39-20)  
WP-Nick Christiani (6-4) Save-Russell Brewer(7) LP-  
Blake Cooper (5-6) T-2:54 A-0 HR SC - Phil Disher 2  
(19) HR VU - Pedro Alvarez (8), Andrew Giobbi (3)

### May 23, 2008, Game 10, Alabama 13, Kentucky 4

Alabama .....050 012 023 - 13 15 1 (34-25)  
Kentucky.....000 100 300 - 4 10 2 (42-17)  
WP-Del Howell (1-0) LP-Greg Dombrowski (5-1) T-4:07  
A-11519 HR UA - Alex Kubal (4)

### May 24, 2008, Game 11, Vanderbilt 7, Ole Miss 4

Vanderbilt .....115 000 000 - 7 9 0 (40-19)  
Ole Miss.....200 200 000 - 4 5 1 (36-23)  
WP-Brett Jacobson (2-4) Save-Russell Brewer(8) LP-Rory  
McKean (4-1) T-3:28 A-0 HR VU - David Macias (8)  
HR UM - Cody Overbeck (15)

### May 24, 2008, Game 12, LSU 12, Alabama 8

LSU.....002 101 062 - 12 15 2 (42-16-1)  
Alabama.....000 420 020 - 8 11 3 (34-26)  
WP-Anthony Ranaudo (1-0) LP-Austin Graham (6-2)  
T-3:33 A-12324 HR LS - Blake Dean (15), Matt Clark  
(21)

### May 24, 2008, Game 13, Ole Miss 8, Vanderbilt 7

Ole Miss.....300 210 110 - 8 12 0 (37-23)  
Vanderbilt .....200 001 031 - 7 9 0 (40-20)  
WP-Jake Morgan (4-0) LP-Drew Hayes (2-1) T-4:03  
A-3848 HR UM - Michael Guerrero 2 (8), Matt Smith  
(14) HR VU - Pedro Alvarez (9), Ryan Flaherty (14)

### May 25, 2008, Game 14, LSU 8, Ole Miss 2

Ole Miss.....110 000 000 - 2 8 1 (37-24)  
LSU.....100 050 11X - 8 10 0(43-16-1)  
WP-Louis Coleman (6-0) LP-Nathan Baker (3-5) T-2:49  
A-11123 HR UM - Michael Guerrero (9) HR LS - Blake  
Dean (16), Matt Clark (22)

## 2009

Hoover, Ala. • Hoover Metropolitan Stadium  
• May 20-24 • (First with flipped bracket on  
Saturday)

### May 20, 2009, Game 1, Arkansas 8, Florida 5

Arkansas.....010 500 011 - 8 11 1 (33-20)  
Florida .....002 300 000 - 5 4 4 (38-19)  
WP-Mike Bolsinger (4-4) Save-Stephen Richards(9)  
LP-Stephen Locke (4-2) T-3:17 A-0 HR AR - Zack  
Cox (8)

### May 20, 2009, Game 2, Georgia 6, Ole Miss 3

Georgia .....000 004 200 - 6 9 1 (36-20)  
Ole Miss.....000 011 100 - 3 10 1 (40-16)  
WP-Justin Grimm (3-4) Save-Dean Weaver(10) LP-Drew  
Pomeranz (6-4) T-3:01 A-5161 HR UG - Matt Cerione  
(10)

### May 20, 2009, Game 3, Vanderbilt 4, LSU 1

Vanderbilt .....000 110 200 - 4 9 0 (32-24)  
LSU.....000 000 100 - 1 6 1 (41-16)  
WP-Mike Minor (6-4) LP-Austin Ross (5-7) T-2:56 A-0  
HR VU - Andrew Giobbi (5)

### May 20, 2009, Game 4, S. Carolina 9, Alabama 5

South Carolina .....000 023 000 04 - 9 11 0 (38-19)  
Alabama .....300 100 100 00 - 5 8 1 (37-18)  
WP-Alex Farotto (4-2) LP-Nathan Kilcrease (4-4) T-3:57  
A-9254 HR SC - Adam Matthews (3) HR UA - Kent  
Matthes (28)

### May 21, 2009, Game 5, Florida 12, Ole Miss 2

Florida .....100 133 22 - 12 15 1 (39-19)  
Ole Miss.....110 000 00 - 2 7 2 (40-17)  
WP-Anthony DeSclafani (6-3) LP-Brett Bukvich (9-3)  
T-2:54 A-0 HR UF - Jonathan Pigott 2 (4), Preston  
Tucker (12)

### May 21, 2009, Game 6, LSU 9, Alabama 6

Alabama .....002 010 021 - 6 9 3 (37-19)  
LSU.....014 100 30X - 9 12 3 (42-16)  
WP-Anthony Ranaudo (8-3) Save-Matty Ott(13) LP-Aus-  
tin Hyatt (8-2) T-3:17 A-6524 HR LS - Derek Helenihi  
(4)

### May 21, 2009, Game 7, Georgia 2, Alabama 1

Arkansas .....000 000 001 0 - 1 6 0 (33-21)  
Georgia .....000 001 000 1 - 2 7 0 (37-20)  
WP-Dean Weaver (4-2) LP-Stephen Richards (5-1)  
T-3:02 A-0

### May 21, 2009, Game 8, Vanderbilt 5, S. Carolina 4

Vanderbilt .....000 202 001 - 5 10 0 (33-24)  
South Carolina.....001 100 020 - 4 11 2 (38-20)  
WP-Richie Goodenow (1-1) Save-Chase Reid(1)  
LP-Michael Roth (1-1) T-3:22 A-3302 HR VU - Aaron  
Westlake (8), Andrew Giobbi (6)

### May 22, 2009, Game 9, Arkansas 10, Florida 7

Florida .....000 300 400 - 7 8 2 (39-20)  
Arkansas.....020 501 20X - 10 9 2 (34-21)  
WP-Sam Murphy (3-1) Save-Zack Cox(1) LP-Greg  
Larson (3-2) T-2:59 A-0 HR UF - Jonathan Pigott (5)  
HR AR - Zack Cox (9)

### May 22, 2009, Game 10, LSU 4, S. Carolina 1

LSU .....000 002 020 - 4 6 0 (43-16)  
South Carolina.....000 000 010 - 1 7 1 (38-21)  
WP-Louis Coleman (11-2) Save-Matty Ott(14) LP-Nolan  
Belcher (4-4) T-2:48 A-7243 HR SC - Brady Thomas  
(1)

### May 23, 2009, Game 11, Vanderbilt 11, Arkansas 1

Arkansas.....000 001 0 - 1 5 0 (34-22)  
Vanderbilt .....000 432 2 - 11 15 0 (34-24)  
WP-Caleb Cotham (6-5) LP-TJ Forrest (2-6) T-2:31 A-0  
HR VU - Curt Casali (9)

### May 23, 2009, Game 12, LSU 16, Georgia 0

LSU .....700 063 0 - 16 15 0 (44-16)  
Georgia .....000 000 0 - 0 3 3 (37-21)  
WP-Daniel Bradshaw (4-0) LP-Alex McRee (4-4) T-3:11  
A-0 HR LS - Ryan Schimpf (17)

### May 23, 2009, Game 13, LSU 3, Georgia 2

Georgia .....100 001 0 - 2 4 0 (37-22)  
LSU .....001 020 X - 3 8 0 (45-16)  
WP-Nolan Cain (5-0) Save-Paul Bertuccini(3) LP-Will  
Harvil (4-2) T-2:30 A-5356

### May 24, 2009, Game 14, LSU 6, Vanderbilt 2

LSU .....100 220 100 - 6 7 1 (46-16)  
Vanderbilt .....000 100 100 - 2 6 2 (34-25)  
WP-Ryan Byrd (1-0) LP-Nick Christiani (4-5) T-2:51  
A-7092 HR VU - Steven Liddle (10), Curt Casali (10)

## 2010

Hoover, Ala. • Regions Park • May 26-30 • (First  
with a pitch clock)

### May 26, 2010, Game 1, Alabama 7, Auburn 1

Alabama .....000 200 113 - 7 10 2 (35-21)  
Auburn .....001 000 000 - 1 5 1 (39-18)  
WP-Jimmy Nelson (8-2) LP-Cory Luckie (6-4) T-2:12

### May 26, 2010, Game 2, Ole Miss 3, S. Carolina 0

Ole Miss.....002 000 100 - 3 9 0 (37-20)  
South Carolina.....000 000 000 - 0 7 0 (43-14)  
WP-Drew Pomeranz (8-2) Save-B. Huber(11) LP-Nolan  
Belcher (3-1) T-2:39 A-12514 HR UM - Miles Hamblin  
(5)

### May 26, 2010, Game 3, LSU 10, Florida 6

LSU .....050 201 101 - 10 19 1 (37-20)  
Florida .....010 020 030 - 6 11 1 (40-14)  
WP-Anthony Ranaudo (4-2) LP-Brian Johnson (5-4)  
T-3:17 A-0 HR LS - Matt Gaudet (19) HR UF - Matt den  
Dekker (12)

### May 26, 2010, Game 4, Vanderbilt 2, Arkansas 0

Vanderbilt .....000 001 010 - 2 7 0 (41-15)  
Arkansas.....000 000 000 - 0 7 0 (40-17)  
WP-Sonny Gray (9-4) Save-Chase Reid(2) LP-Sam Mur-  
phy (0-2) T-2:55 A-6772 HR VU - Aaron Westlake (12)

# SEC TOURNAMENT RESULTS



## May 27, 2010, Game 5, Auburn 3, S. Carolina 1

Auburn.....000 100 000 002 - 3 11 0 (40-18)  
 South Carolina.....000 000 100 000 - 1 7 1 (43-15)  
 WP-Austin Hubbard (5-2) LP-Matt Price (3-1) T-3:12  
 A-0 HR AU - Creede Simpson (4) HR SC - Brady Thomas (8)

## May 27, 2010, Game 6, Florida 5, Arkansas 4

Arkansas.....000 120 001 - 4 5 1 (40-18)  
 Florida.....102 100 01X - 5 7 1 (41-14)  
 WP-Alex Panteliodis (9-2) Save-Kevin Chapman(11) LP-Mike Bolsinger (6-4) T-2:2 A-5759 A-5759

## May 27, 2010, Game 7, Alabama 6, Ole Miss 3

Alabama.....000 012 120 - 6 12 0 (36-21)  
 Ole Miss.....000 000 111 - 3 9 1 (37-21)  
 WP-Nathan Kilcrease (6-2) Save-Jake Smith(4) LP-Aaron Barrett (7-4) T-2:50 A-0 HR UM - Miles Hamblin (6)

## May 27, 2010, Game 8, LSU 7, Vanderbilt 5

LSU.....301 012 000 - 7 15 0 (38-20)  
 Vanderbilt.....030 000 002 - 5 6 1 (41-16)  
 WP-Austin Ross (5-4) LP-Taylor Hill (5-5) T-2:32  
 A-12180 HR LS - Micah Gibbs (9) HR VU - Mike Yastrzemski (2)

## May 28, 2010, Game 9, Ole Miss 10, Auburn 7

Ole Miss.....021 100 300 3 - 10 12 2 (38-21)  
 Auburn.....012 010 300 0 - 7 10 5 (40-19)  
 WP-Matt Tracy (4-3) Save-Brett Huber(12) LP-Sean Ray (2-3) T-3:45 A-0 HR UM - Taylor Hashman (9) HR AU - Tony Caldwell (9), Hunter Morris (21)

## May 28, 2010, Game 10, Florida 5, Vanderbilt 2

Florida.....001 220 000 - 5 7 1 (42-14)  
 Vanderbilt.....000 001 100 - 2 9 1 (41-17)  
 WP-Hudson Randall (7-3) Save-Steven Rodriguez(1) LP-Jack Armstrong (7-3) T-2:5 A-7605 A-7605 HR UF - Preston Tucker (10)

## May 29, 2010, Game 11, LSU 8, Ole Miss 0

Ole Miss.....000 000 0 - 0 1 1 (38-22)  
 LSU.....103 013 X - 8 10 0 (39-20)  
 WP-Ben Alsup (4-0) LP-Rory McKean (4-2) T-2:01 A-0 HR LS - Blake Dean (11)

## May 29, 2010, Game 12, Alabama 5, Florida 2

Florida.....000 011 0 - 2 6 1 (42-15)  
 Alabama.....122 000 X - 5 7 1 (37-21)  
 WP-Adam Morgan (6-4) LP-Tommy Toledo (3-2) T-1:38 A-11542

## May 30, 2010, Game 13, LSU 4, Alabama 3

LSU.....021 000 000 01 - 4 11 2 (40-20)  
 Alabama.....000 100 110 00 - 3 9 1 (37-22)  
 WP-Anthony Ranaudo (5-2) LP-Jake Smith (1-2) T-3:14 A-13327 HR LS - Mikie Mahtook (14)

## 2011

Hoover, Ala. • Regions Park • May 25-29

## May 25, 2011, Game 1, Alabama 7, Arkansas 4

Alabama.....501 001 000 - 7 11 2 (33-24)  
 Arkansas.....000 031 000 - 4 7 2 (36-19)  
 WP-Nathan Kilcrease (7-4) Save-Jonathan Smart(10) LP-Randall Fant (3-4) T-2:26 A-0 A-0 HR UA - Taylor Dugas (6)

## May 25, 2011, Game 2, Florida 7, Miss. State 5

Mississippi State.....002 001 200 - 5 7 1 (34-22)  
 Florida.....100 100 41X - 7 9 0 (42-15)  
 WP-Steven Rodriguez (3-1) Save-Austin Maddox(4) LP-Luis Pollorena (6-5) T-3:15 A-8392 A-8392 HR MS - Nick Vickerson (7) HR UF - Brian Johnson (5)

## May 25, 2011, Game 3, S. Carolina 7, Auburn 3

Auburn.....300 000 000 - 3 6 0 (29-28)  
 South Carolina.....031 102 00X - 7 8 2 (45-12)  
 WP-Michael Roth (11-3) LP-Jon Luke Jacobs (1-5) T-2:20 A-0

## May 25, 2011, Game 4, Vanderbilt 10, Georgia 0

Georgia.....000 000 0 - 0 1 2 (28-29)  
 Vanderbilt.....030 012 4 - 10 14 1 (45-9)  
 WP-Kevin Ziomek (3-0) LP-Michael Palazzone (9-4) T-2:17 A-8814 HR VU - Jason Esposito (7)

## May 26, 2011, Game 5, Arkansas 7, Miss. State 2

Arkansas.....400 111 000 - 7 14 1 (37-19)  
 Mississippi State.....000 200 000 - 2 8 2 (34-23)  
 WP-DJ Baxendale (9-2) Save-Barrett Astin(3) LP-Nick Routt (2-3) T-2:45 A-0

## May 26, 2011, Game 6, Georgia 3, Auburn 2

Auburn.....000 110 000 - 2 7 1 (29-29)  
 Georgia.....000 003 00X - 3 13 1 (29-29)  
 WP-Alex Wood (5-7) LP-Derek Varnadore (6-3) T-2:30 A-0 HR AU - Casey McElroy (9)

## May 26, 2011, Game 7, Florida 6, Alabama 0

Florida.....220 100 001 - 6 11 1 (43-15)  
 Alabama.....000 000 000 - 0 5 1 (33-25)  
 WP-Hudson Randall (9-3) LP-Adam Morgan (5-6) T-2:14 A-0

## May 26, 2011, Game 8, Vanderbilt 7, S. Carolina 2

Vanderbilt.....201 000 004 - 7 12 1 (46-9)  
 South Carolina.....010 100 000 - 2 7 1 (45-13)  
 WP-Sonny Gray (10-3) Save-Navery Moore(10) LP-Forest Koumas (6-1) T-3:08 A-7123

## May 27, 2011, Game 9, Arkansas 4, Alabama 1

Alabama.....000 100 000 - 1 2 2 (33-26)  
 Arkansas.....100 101 01X - 4 7 1 (38-19)  
 WP-Ryne Stanek (3-2) Save-Trent Daniel(3) LP-Jonathan Smart (4-3) T-2:20 A-0 HR AR - Kyle Robinson (9)

## May 27, 2011, Game 10, Georgia 4, S. Carolina 2

South Carolina.....011 000 000 - 2 8 2 (45-14)  
 Georgia.....310 000 00X - 4 8 0 (30-29)  
 WP-Blake Dieterich (3-3) Save-Tyler Maloof(17) LP-Coby Holmes (6-3) T-2:20 A-8068

## May 28, 2011, Game 11, Vanderbilt 3, Arkansas 2

Arkansas.....000 002 000 - 2 9 2 (38-20)  
 Vanderbilt.....120 000 00X - 3 5 1 (47-9)  
 WP-Grayson Garvin (12-1) Save-Navery Moore(11) LP-Cade Lynch (4-4) T-2:50 A-0 HR VU - Connor Harrell (7)

## May 28, 2011, Game 12, Georgia 4, Florida 3

Georgia.....202 000 000 - 4 9 2 (31-29)  
 Florida.....200 100 000 - 3 8 2 (43-16)  
 WP-Michael Palazzone (10-4) Save-Tyler Maloof(18) LP-Anthony DeSclafani (5-3) A-7205 A-7205

## May 28, 2011, Game 13, Florida 3, Georgia 2

Florida.....002 000 001 - 3 5 0 (44-16)  
 Georgia.....110 000 000 - 2 7 4 (31-30)  
 WP-Tommy Toledo (4-3) Save-Austin Maddox(5) LP-Eric Swegman (1-1) T-2:39 A-1486 HR UF - Nolan Fontana (4)

## May 29, 2011, Game 14, Florida 5, Vanderbilt 0

Vanderbilt.....000 000 000 - 0 9 2 (47-10)  
 Florida.....020 000 12X - 5 10 0 (45-16)  
 WP-Alex Panteliodis (5-2) LP-Taylor Hill (4-1) T-2:29 A-7845

## 2012

Hoover, Ala. • Regions Park • May 22-27

## May 22, 2012, Game 1, Kentucky 2, Ole Miss 0

Ole Miss.....000 000 000 - 0 7 0 (34-23)  
 Kentucky.....000 101 00X - 2 7 1 (42-15)  
 WP-A.J. Reed (5-2) Save-Taylor Rogers(1) LP-Bobby Wahl (6-3) T-2:21 A-0 HR UK - A.J. Reed (4)

## May 22, 2012, Game 2, Miss. State 9, Arkansas 1

Mississippi State.....030 000 006 - 9 9 2 (35-21)  
 Arkansas.....000 001 000 - 1 7 2 (39-18)  
 WP-Brandon Woodruff (1-2) Save-Jonathan Holder(7) LP-Ryne Stanek (6-4) T-3:16 A-5489 HR MS - Wes Rea (5)

## May 22, 2012, Game 3, Florida 6, Auburn 1

Auburn.....001 000 000 - 1 3 0 (30-27)  
 Florida.....020 003 10X - 6 10 1 (41-16)  
 WP-Jonathon Crawford (5-2) LP-Jon Luke Jacobs (5-4) T-2:28 A-0

## May 22, 2012, Game 4, Vanderbilt 4, Georgia 1

Georgia.....010 000 000 - 1 6 0 (31-25)  
 Vanderbilt.....002 011 00X - 4 6 0 (30-25)  
 WP-Drew VerHagen (6-2) Save-Brian Miller(5) LP-Alex Wood (7-3) T-3:02 A-7145

## May 23, 2012, Game 5, Ole Miss 2, Arkansas 0

Arkansas.....000 000 000 - 0 6 2 (39-19)  
 Ole Miss.....000 100 10X - 2 8 0 (35-23)  
 WP-Mike Mayers (5-3) Save-Brett Huber(10) LP-DJ Baxendale (7-4) T-2:47 A-0

## May 23, 2012, Game 6, Miss. State 3, LSU 2

Mississippi State.....002 001 000 - 3 8 1 (36-21)  
 LSU.....000 020 000 - 2 5 0 (42-15)  
 WP-Chris Stratton (11-1) Save-Jonathan Holder(8) LP-Joe Broussard (4-1) T-2:33 A-7019

## May 23, 2012, Game 7, Auburn 3, Georgia 2

Auburn.....102 000 000 - 3 7 0 (31-27)  
 Georgia.....000 000 020 - 2 12 1 (31-26)  
 WP-Daniel Koger (4-5) Save-Justin Bryant(7) LP-Michael Palazzone (2-7) T-2:58 A-0 HR AU - Justin Bryant (4)

## May 23, 2012, Game 8, Vanderbilt 3, S. Carolina 2

Vanderbilt.....000 011 010 - 3 5 1 (31-25)  
 South Carolina.....020 000 000 - 2 6 1 (39-16)  
 WP-Kevin Ziomek (5-6) Save-Will Clinard(5) LP-Tyler Webb (5-1) T-2:33 A-6860

## May 24, 2012, Game 9, LSU 11, Ole Miss 2

LSU.....201 001 052 - 11 17 0 (43-15)  
 Ole Miss.....010 001 000 - 2 8 1 (35-24)  
 WP-Kevin Gausman (10-1) LP-Tanner Bailey (2-2) T-3:09 A-0 HR LS - Jordy Snikeris (3)

## May 24, 2012, Game 10, Kentucky 5, Miss. State 1

Kentucky.....002 010 002 - 5 12 0 (43-15)  
 Mississippi State.....100 000 000 - 1 4 0 (36-22)  
 WP-Jerad Grundy (5-3) Save-Alex Phillips(7) LP-Kendall Graveman (4-4) T-2:50 A-6798

## May 24, 2012, Game 11, S. Carolina 5, Auburn 3

South Carolina.....110 210 000 - 5 13 1 (40-16)  
 Auburn.....000 011 010 - 3 9 0 (31-28)  
 WP-Michael Roth (6-1) Save-Matt Price(10) LP-Cory Luckie (2-2) T-2:33 A-0

## May 24, 2012, Game 13, Vanderbilt 2, Florida 1

Florida.....000 000 100 - 1 4 1 (41-17)  
 Vanderbilt.....000 200 00X - 2 5 2 (32-25)  
 WP-Sam Selman (9-3) Save-Jared Miller(1) LP-Hudson



# SEC TOURNAMENT RESULTS

Randall (7-2) T-2:52 A-6672

### May 25, 2012, Game 14, LSU 3, Miss. State 1

LSU .....210 000 000 0 - 3 8 0 (43-16)  
Mississippi State .....000 000 012 1 - 4 10 1 (37-22)  
WP-Jonathan Holder (2-0) LP-Nick Goody (1-2) T-3:17

### May 25, 2012, Game 15, Florida 7, S. Carolina 2

Florida .....112 030 000 - 7 11 0 (42-17)  
South Carolina.....000 001 001 - 2 5 1 (40-17)  
WP-Brian Johnson (7-4) LP-Colby Holmes (6-1) T-2:30  
A-9067 HR UF - Mike Zunino (16)

### May 26, 2012, Game 16, Miss. State 2, Kentucky 1

Mississippi State .....011 000 000 - 2 8 2 (38-22)  
Kentucky.....010 000 000 - 1 9 0 (43-16)  
WP-Nick Routt (3-5) Save-Jonathan Holder(9) LP-Corey Littrell (8-2) T-2:52 A-0 HR UK - J.T. Riddle (5)

### May 26, 2012, Game 17, Vanderbilt 8, Florida 6

Vanderbilt .....210 000 005 - 8 12 2 (33-25)  
Florida .....102 100 002 - 6 15 2 (42-18)  
WP-Will Clinard (7-2) Save-Drew VerHagen(2) LP-Austin Maddox (3-3) T-3:05 A-9243

### May 27, 2012, Game 18, Miss. State 3, Vanderbilt 0

Vanderbilt .....000 000 000 - 0 6 0 (33-26)  
Mississippi State .....001 200 00X - 3 7 0 (39-22)  
WP-Ross Mitchell (2-0) Save-Chris Stratton(1) LP-Tyler Beede (1-5) T-2:50 A-12526

## 2013

Hoover, Ala. • Regions Park • May 21-26

### May 21, 2013, Game 1, Ole Miss 4, Kentucky 1

Kentucky.....000 100 000 - 1 8 0 (30-25)  
Ole Miss.....101 002 00X - 4 11 1 (37-20)  
WP-Mike Mayers (5-5) Save-Tanner Bailey(4) LP-Jerard Grundy (6-6) T-2:24 A-0

### May 21, 2013, Game 2, Alabama 6, Auburn 3

Auburn .....003 000 000 - 3 8 2 (33-23)  
Alabama .....100 101 03X - 6 9 1 (33-24)  
WP-Jay Shaw (2-1) Save-Ray Castillo(11) LP-Reid Carter (1-2) T-2:38 A-7241

### May 21, 2013, Game 3, Texas A&M 6, Florida 3

Texas A&M.....000 302 001 - 6 6 2 (31-25)  
Florida .....020 010 000 - 3 5 2 (29-28)  
WP-Daniel Mengden (8-3) LP-Johnny Magliozzi (4-2) T-2:40 A-0 HR AM - Hunter Melton (5)

### May 21, 2013, Game 4, Miss. State 2, Missouri 1

Missouri (18-32) .....001 000 000 000 000 00 - 1 11 0  
Miss. State (41-16) .....000 010 000 000 000 01 - 2 16 1  
WP-Will Cox (3-1) LP-Jake Walsh (2-2) T-4:39 A-5404

### May 22, 2013, Game 5, Arkansas 2, Ole Miss 1

Ole Miss .....100 000 000 0 - 1 6 1 (37-21)  
Arkansas .....100 000 000 1 - 2 11 1 (36-19)  
WP-Jalen Beeks (6-1) LP-Aaron Greenwood (3-5) T-2:49

### May 22, 2013, Game 6, LSU 3, Alabama 0

Alabama .....000 000 000 - 0 6 1 (33-25)  
LSU .....300 000 00X - 3 8 1 (49-8)  
WP-Cody Glenn (7-2) Save-Chris Cotton(13) LP-Charley Sullivan (5-6) T-2:19 A-6197

### May 22, 2013, Game 7, Texas A&M 5, Vanderbilt 0

Texas A&M.....010 111 001 - 5 9 1 (32-25)  
Vanderbilt .....000 000 000 - 0 3 1 (48-8)  
WP-Parker Ray (1-1) LP-Walker Buehler (4-2) T-2:25  
A-0 HR AM - Cole Lankford (3), Troy Stein (5), Hunter Melton (6)

### May 22, 2013, Game 8, Miss. State 5, S. Carolina 3

Mississippi State .....201 000 002 - 5 12 1 (42-16)  
South Carolina.....000 300 000 - 3 7 1 (39-17)  
WP-Myles Gentry (4-0) LP-Adam Westmoreland (7-2) T-3:06 A-5913

### May 23, 2013, Game 9, Alabama 7, Ole Miss 5

Alabama .....000 212 000 2 - 7 8 1 (34-25)  
Ole Miss .....030 000 200 0 - 5 7 1 (37-22)  
WP-Tucker Hawley (5-2) LP-Tanner Bailey (4-2) T-3:21

### May 23, 2013, Game 10, Vanderbilt 4, S. Carolina 3

S. Carolina .....001 001 100 0 - 3 11 1 (39-18)  
Vanderbilt .....030 000 000 1 - 4 9 1 (49-8)  
WP-Carson Fulmer (2-0) LP-Adam Westmoreland (7-3) T-3:16 A-5705 HR SC - LB Dantzler (15)

### May 23, 2013, Game 11, Arkansas 4, LSU 1

Arkansas .....000 010 012 - 4 12 1 (37-19)  
LSU .....001 000 000 - 1 6 0 (49-9)  
WP-Ryne Stanek (9-2) Save-Colby Suggs(12) LP-Joey Bourgeois (3-2) T-2:51 A-0

### May 23, 2013, Game 12, Miss. State 6, Texas A&M 4

Mississippi State .....100 130 010 - 6 10 1 (43-16)  
Texas A&M.....200 020 000 - 4 6 3 (32-26)  
WP-Ross Mitchell (11-0) Save-Jonathan Holder(16) LP-Rafael Pineda (5-5) T-2:38 A-8143

### May 24, 2013, Game 13, LSU 3, Alabama 2

LSU .....001 000 002 - 3 11 0 (50-9)  
Alabama .....000 020 000 - 2 4 1 (34-26)  
WP-Nate Fury (2-1) Save-Chris Cotton(14) LP-Mike Oczypok (4-2) T-2:18 A-0

### May 24, 2013, Game 14, Vanderbilt 3, Texas A&M 0

Vanderbilt .....002 010 000 - 3 14 0 (50-8)  
Texas A&M.....000 000 000 - 0 2 1 (32-27)  
WP-Tyler Beede (14-0) Save-Brian Miller(15) LP-Grayson Long (4-2) T-2:48 A-11207

### May 25, 2013, Game 15, LSU 3, Arkansas 1

LSU .....000 002 100 - 3 9 2 (51-9)  
Arkansas .....001 000 000 - 1 1 1 (37-20)  
WP-Will LaMarche (2-0) Save-Chris Cotton(15) LP-Brandon Moore (1-4) T-3:03 A-0

### May 25, 2013, Game 16, Vanderbilt 16, Miss. St. 8

Vanderbilt .....071 050 210 - 16 19 1 (51-8)  
Mississippi State .....001 321 100 - 8 14 3 (43-17)  
WP-TJ Pecoraro (4-1) Save-Jared Miller(2) LP-Jacob Lindgren (4-3) T-3:36 A-11963

### May 26, 2013, Game 17, LSU 5, Vanderbilt 4

LSU .....030 100 000 01 - 5 10 0 (52-9)  
Vanderbilt .....020 000 200 00 - 4 11 1 (51-9)  
WP-Chris Cotton (4-1) LP-Brian Miller (5-2) T-3:46  
A-10590

## 2014

Hoover, Ala. Hoover Metropolitan Stadium May 20-25

### May 20, 2014, Game 1, Vanderbilt 3, Tennessee 2

Tennessee .....020 000 000 - 2 7 1 (31-23)  
Vanderbilt .....210 000 00X - 3 8 1 (41-16)  
WP-Walker Buehler (10-2) Save-Carson Fulmer(10) LP-Hunter Martin (4-4) T-2:47 A-0

### May 20, 2014, Game 2, Arkansas 4, Texas A&M 0

Texas A&M.....000 000 000 - 0 7 0 (33-24)  
Arkansas .....010 000 30X - 4 6 1 (36-21)  
WP-Trey Killian (4-8) Save-Zach Jackson(2) LP-Daniel Mengden (4-8) T-2:32 A-2935 HR AR - Eric Fisher (9)

### May 20, 2014, Game 3, Kentucky 7, Alabama 1

Kentucky.....020 202 010 - 7 9 1 (33-22)  
Alabama .....001 000 000 - 1 8 2 (34-22)  
WP-A.J. Reed (11-2) Save-Andrew Nelson(1) LP-Nick Eicholtz (3-3) T-3:12 A-0

### May 20, 2014, Game 4, Georgia 4, Miss. State 1

Georgia .....002 000 002 0 - 4 8 2(26-29-1)  
Mississippi State .....010 003 000 1 - 5 10 0 (36-20)  
WP-Jonathan Holder (6-1) LP-Jared Cheek (5-6) T-3:11 A-8175

### May 21, 2014, Game 5, LSU 11, Vanderbilt 1

Vanderbilt .....100 000 0 - 1 5 0 (41-17)  
LSU .....100 412 3 - 11 15 1(41-14-1)  
WP-Jared Poche' (9-3) LP-Jared Miller (6-2) T-2:20 A-0 HR LS - Alex Bregman (6)

### May 21, 2014, Game 6, Arkansas 2, Ole Miss 1

Arkansas.....100 001 000 - 2 8 0 (37-21)  
Ole Miss.....000 000 100 - 1 7 0 (40-17)  
WP-Chris Oliver (8-4) Save-Jacob Stone(2) LP-Chris Ellis (9-1) T-2:51 A-5941

### May 21, 2014, Game 7, Kentucky 4, Florida 2

Kentucky .....202 000 000 - 4 8 0 (34-22)  
Florida .....010 001 000 - 2 6 0 (37-20)  
WP-Kyle Cody (4-0) Save-Chandler Shepherd(1) LP-Logan Shore (7-3) T-3:17 A-0 HR UK - Max Kuhn (8)

### May 21, 2014, Game 8, Miss. State 12, S. Carolina 0

Mississippi State .....012 100 8 - 12 14 0 (37-20)  
South Carolina.....000 000 0 - 0 2 2 (42-15)  
WP-Jacob Lindgren (6-1) LP-Jordan Montgomery (7-5) T-2:40 A-7526 HR MS - Brett Pirtle (2)

### May 22, 2014, Game 9, Ole Miss 7, Vanderbilt 2

Ole Miss.....001 001 401 - 7 7 1 (41-17)  
Vanderbilt .....100 000 100 - 2 6 1 (41-18)  
WP-Aaron Greenwood (2-1) LP-Tyler Beede (7-7) T-3:25

### May 22, 2014, Game 10, Florida 7, S. Carolina 2

South Carolina.....011 000 000 - 2 5 1 (42-16)  
Florida .....003 201 01X - 7 12 1 (38-20)  
WP-Bobby Poyner (5-3) LP-Jack Wynkoop (7-5) T-2:30 A-5115 HR SC - Kyle Martin (5) HR UF - Josh Tobias (3)

### May 22, 2014, Game 11, LSU 7, Arkansas 2

LSU .....012 001 120 - 7 12 1(42-14-1)  
Arkansas.....100 000 010 - 2 5 0 (37-22)  
WP-Aaron Nola (10-1) LP-Colin Poche (3-1) T-3:00 A-0 HR LS - Tyler Moore (4)

### May 22, 2014, Game 12, Kentucky 7, Miss. State 6

Mississippi State .....000 121 101 000 - 6 16 0 (37-21)  
Kentucky.....000 103 011 001 - 7 16 4 (35-22)  
WP-Spencer Jack (4-1) LP-Preston Brown (4-3) T-4:36  
A-8501 HR UK - Micheal Thomas (8)

### May 23, 2014, Game 13, Arkansas 8, Ole Miss 7

Arkansas.....000 330 011 - 8 10 0 (38-22)  
Ole Miss.....321 000 100 - 7 12 2 (41-18)  
WP-Michael Gunn (4-2) Save-Jacob Stone(3) LP-Wyatt Short (3-3) T-3:09 A-0

### May 23, 2014, Game 14, Florida 5, Miss. State 1

Florida .....020 101 100 - 5 10 0 (39-20)  
Mississippi State .....000 000 010 - 1 6 2 (37-22)  
WP-Justin Shafer (1-0) LP-Brandon Woodruff (1-3) T-3:08 A-8790

### May 24, 2014, Game 15, LSU 11, Arkansas 1

Arkansas.....000 001 00 - 1 4 2 (38-23)  
LSU .....010 250 12 - 11 16 0(43-14-1)

# SEC TOURNAMENT RESULTS

WP-Kyle Bouman (5-2) LP-Zach Jackson (2-2) T-2:38  
A-0 HR LS - Kade Scivicque (6), Conner Hale (4), Tyler Moore (5)

**May 24, 2014, Game 16, Florida 6, Kentucky 5**  
Florida .....002 020 110 - 6 12 2 (40-20)  
Kentucky.....120 002 000 - 5 8 1 (35-23)  
WP-Eric Hanhold (4-3) LP-Chandler Shepherd (5-4)  
T-3:35 A-8116

**May 25, 2014, Game 17, LSU 2, Florida 0**  
LSU.....000 000 020 - 2 6 0(44-14-1)  
Florida .....000 000 000 - 0 2 0 (40-21)  
WP-Zac Person (3-1) Save-Kurt McCune(5) LP-Ryan Harris (3-2) T-2:39 A-10188 HR LS - Sean McMullen (6)

**2015**  
Hoover, Ala. Hoover Metropolitan Stadium May 19-24

**May 19, 2015, Game 1, Alabama 6, Ole Miss 1**  
Alabama .....000 020 400 - 6 11 1 (31-26)  
Ole Miss.....000 010 000 - 1 9 1 (30-26)  
WP-Geoffrey Bramblett (8-3) LP-Scott Weathersby (4-2)  
T-2:48 A-0

**May 19, 2015, Game 2, Missouri 5, S. Carolina 1**  
South Carolina.....001 000 000 - 1 6 0 (32-25)  
Missouri.....020 100 02X - 5 11 1 (30-26)  
WP-Reggie McClain (7-7) Save-Breckin Williams(13)  
LP-Jack Wynkoop (8-5) T-2:21 A-4817

**May 19, 2015, Game 3, Auburn 6, Kentucky 3**  
Auburn.....001 202 001 - 6 14 1 (35-22)  
Kentucky.....000 000 120 - 3 7 1 (30-25)  
WP-Cole Lipscomb (8-2) LP-Zack Brown (6-6) T-3:26  
A-0 HR UK - Ka'ai Tom (5)

**May 19, 2015, Game 4, Arkansas 2, Tennessee 1**  
Tennessee.....000 000 010 - 1 4 0 (24-26)  
Arkansas.....000 000 101 - 2 10 0 (34-20)  
WP-Zach Jackson (5-0) LP-Andrew Lee (4-2) T-3:06  
A-5761

**May 20, 2015, Game 5, Texas A&M 4, Alabama 3**  
Alabama .....021 000 000 - 3 8 1 (31-27)  
Texas A&M.....003 000 01X - 4 6 1 (44-10)  
WP-Ryan Hendrix (5-2) Save-Andrew Vinson(4) LP-Ray Castillo (3-1) T-2:50 A-0

**May 20, 2015, Game 6, Vanderbilt 7, Missouri 6**  
Missouri.....200 040 000 0 - 6 9 1 (30-27)  
Vanderbilt .....200 000 211 1 - 7 8 1 (40-17)  
WP-Kyle Wright (5-1) LP-Breckin Williams (4-4) T-3:22  
A-5205 HR VU - Rhett Wiseman (13), Dansby Swanson 2 (11), Jeren Kendall (5)

**May 20, 2015, Game 7, LSU 9, Auburn 8**  
Auburn .....502 100 000 - 8 8 2 (35-23)  
LSU .....030 060 00X - 9 10 3 (47-9)  
WP-Doug Norman (5-1) Save-Parker Bugg(2) LP-Trey Wingenter (1-6) T-3:00 A-0 HR LS - Jared Foster (9)

**May 20, 2015, Game 8, Arkansas 7, Florida 6**  
Arkansas.....030 000 103 - 7 10 2 (35-20)  
Florida .....030 030 000 - 6 8 1 (40-16)  
WP-Jackson Lowery (6-1) Save-Zach Jackson(6) LP-Bob-by Poyner (4-2) T-3:59 A-10142 HR AR - Andrew Benintendi (18), Bobby Wernes (5)

**May 21, 2015, Game 9, Alabama 4, Missouri 3**  
Missouri.....000 021 000 - 3 6 2 (30-28)  
Alabama .....100 002 10X - 4 6 1 (32-27)  
WP-Taylor Guilbeau (3-6) Save-Thomas Burrows(7)

LP-Tanner Houck (8-5) T-2:12 A-0 HR UA - Will Haynie (8)

**May 21, 2015, Game 10, Florida 11, Auburn 2**  
Florida .....018 002 000 - 11 15 0 (41-16)  
Auburn .....000 101 000 - 2 7 1 (35-24)  
WP-Logan Shore (7-6) LP-Dalton Rentz (3-4) T-2:57  
A-6526

**May 21, 2015, Game 11, Texas A&M 6, Vanderbilt 1**  
Texas A&M.....230 100 000 - 6 7 0 (45-10)  
Vanderbilt.....000 100 000 - 1 4 1 (40-18)  
WP-Matt Kent (7-1) LP-Carson Fulmer (11-2) T-2:42  
A-0 HR AM - Blake Allemant 2 (7), Ryne Birk (9) HR VU - Dansby Swanson (12)

**May 21, 2015, Game 12, LSU 10, Arkansas 5**  
LSU .....420 200 200 - 10 12 0 (48-9)  
Arkansas.....040 000 100 - 5 8 6 (35-21)  
WP-Russell Reynolds (6-0) LP-James Teague (4-4)  
T-3:21 A-8361

**May 22, 2015, Game 13, Vanderbilt 16, Alabama 1**  
Vanderbilt .....110 833 0 - 16 19 0 (41-18)  
Alabama .....100 000 0 - 1 4 1 (32-28)  
WP-Philip Pfeifer (4-4) LP-Will Carter (4-6) T-2:26 A-0

**May 22, 2015, Game 14, Florida 10, Arkansas 0**  
Arkansas.....000 000 0 - 0 3 1 (35-22)  
Florida .....105 010 3 - 10 11 0 (42-16)  
WP-A.J. Puk (8-4) LP-Dominic Taccolini (6-4) T-2:22  
A-10329

**May 23, 2015, Game 15, Vanderbilt 12, Texas A&M 3**  
Vanderbilt .....022 052 010 - 12 10 1 (42-18)  
Texas A&M.....012 000 000 - 3 6 3 (45-11)  
WP-John Kilichowski (3-3) LP-Andrew Vinson (4-2)  
T-3:24 A-0 HR VU - Dansby Swanson (13), Zander Wiel (12), Will Toffey (4)

**May 23, 2015, Game 16, Florida 2, LSU 1**  
Florida .....000 000 011 - 2 9 1 (43-16)  
LSU .....010 000 000 - 1 9 0 (48-10)  
WP-Taylor Lewis (6-1) LP-Jesse Stallings (1-2) T-3:08  
A-10949 HR UF - Mike Rivera (4)

**May 24, 2015, Game 17, Florida 7, Vanderbilt 3**  
Florida .....221 020 000 - 7 14 1 (44-16)  
Vanderbilt .....101 100 000 - 3 7 0 (42-19)  
WP-Danny Young (2-0) LP-Ryan Johnson (5-1) T-3:43  
A-7998 HR UF - Harrison Bader (13)

**2016**  
Hoover, Ala. Hoover Metropolitan Stadium May 24-29

**May 24, 2016, Game 1, Vanderbilt 7, Missouri 0**  
Missouri.....000 000 000 - 0 4 2 (26-30)  
Vanderbilt .....000 004 03X - 7 8 0 (42-15)  
WP-Patrick Raby (7-1) LP-Tanner Houck (5-6) T-2:21  
A-0 HR VU - Julian Infante (5)

**May 24, 2016, Game 2, Ole Miss 5, Georgia 1**  
Georgia .....100 000 000 - 1 7 2 (27-30)  
Ole Miss.....000 410 00X - 5 6 0 (41-16)  
WP-Brady Bramblett (8-3) LP-Heath Holder (4-5) T-2:57  
A-4612 HR UG - Stephen Wrenn (5)

**May 24, 2016, Game 3, Alabama 5, Kentucky 2**  
Alabama .....030 000 002 - 5 9 1 (32-24)  
Kentucky.....000 100 100 - 2 3 3 (32-25)  
WP-Nick Eicholtz (4-3) Save-Thomas Burrows(12) LP-Zach Logue (3-2) T-2:53 A-0 HR UA - Will Haynie (10)  
HR UK - Evan White (5)

**May 24, 2016, Game 4, LSU 5, Tennessee 4**  
Tennessee .....000 112 000 - 4 7 0 (29-28)  
LSU .....000 000 302 - 5 11 3 (40-17)  
WP-Hunter Newman (1-0) LP-Hunter Martin (3-3)  
T-3:23 A-7287 HR LS - Greg Deichmann (7)

**May 25, 2016, Game 5, Vanderbilt 6, Texas A&M 5**  
Vanderbilt .....003 010 011 - 6 11 0 (43-15)  
Texas A&M.....030 002 000 - 5 9 1 (41-14)  
WP-Matt Ruppenthal (5-1) LP-Mark Ecker (4-2) T-2:55  
A-0 HR VU - Julian Infante (6), Walker Grisanti (1)

**May 25, 2016, Game 6, Ole Miss 10, S. Carolina 4**  
Ole Miss.....203 020 030 - 10 12 2 (42-16)  
South Carolina.....002 000 200 - 4 10 5 (42-14)  
WP-David Parkinson (5-3) Save-Will Stokes(7) LP-Clarke Schmidt (9-3) T-3:35 A-5637 HR UM - Henri Lartigue (4)

**May 25, 2016, Game 7, Miss. State 4, Alabama 1**  
Alabama .....000 000 001 - 1 4 2 (33-25)  
Mississippi State.....101 101 00X - 4 12 2(41-14-1)  
WP-Zac Houston (5-0) Save-Blake Smith(4) LP-Geoffrey Bramblett (5-4) T-2:53 A-0 HR MS - Gavin Collins (10)

**May 25, 2016, Game 8, LSU 5, Florida 3**  
LSU (41-17).....000 000 030 000 02 - 5 10 2  
Florida (44-12) .....200 000 001 000 00 - 3 9 2  
WP-Jesse Stallings (3-0) LP-Dane Dunning (4-3) T-5:07  
A-13448

**May 26, 2016, Game 9, Texas A&M 4, S. Carolina 1**  
Texas A&M.....030 000 001 - 4 8 3 (42-14)  
South Carolina.....001 000 000 - 1 5 1 (42-15)  
WP-Brigham Hill (8-1) Save-Mark Ecker(5) LP-Braden Webb (10-5) T-2:45 A-0

**May 26, 2016, Game 10, Florida 5, Alabama 1**  
Florida .....103 000 010 - 5 8 2 (45-12)  
Alabama .....030 000 100 - 4 6 1 (32-26)  
WP-Nick Horvath (2-1) Save-Shaun Anderson(11)  
LP-Thomas Burrows (2-1) T-3:09 A-5232

**May 26, 2016, Game 11, Ole Miss 12, Vanderbilt 9**  
Ole Miss.....041 041 110 - 12 13 1 (43-16)  
Vanderbilt .....000 004 104 - 9 11 2 (43-16)  
WP-James McArthur (6-1) LP-Jordan Sheffield (8-5)  
T-3:35 A-0 HR UM - J.B. Woodman (14) HR VU - Bryan Reynolds (13)

**May 26, 2016, Game 12, LSU 6, Miss. State 2**  
Mississippi State.....000 000 200 - 2 8 3(41-15-1)  
LSU .....001 210 20X - 6 12 1 (42-17)  
WP-Jared Poche' (7-4) Save-Parker Bugg(4) LP-Dakota Hudson (9-4) T-3:31 A-11390

**May 27, 2016, Game 13, Texas A&M 13, Vanderbilt 3**  
Vanderbilt .....100 002 0 - 3 6 4 (43-17)  
Texas A&M.....702 101 2 - 13 14 1 (43-14)  
WP-Kyle Simonds (9-3) LP-Kyle Wright (8-4) T-2:13 A-0  
HR AM - Nick Banks (7)

**May 27, 2016, Game 14, Florida 12, Miss. State 2**  
Florida .....140 114 1 - 12 14 0 (46-12)  
Mississippi State.....100 010 0 - 2 7 3(41-16-1)  
WP-Alex Faedo (12-1) LP-Austin Sexton (7-3) T-2:57  
A-9429

**May 28, 2016, Game 15, Texas A&M 12, Ole Miss 8**  
Texas A&M.....201 110 052 - 12 12 0 (44-14)  
Ole Miss.....015 010 100 - 8 17 2 (43-17)  
WP-Corbin Martin (2-1) Save-Mark Ecker(6) LP-Wyatt Short (2-2) T-4:21 A-0 HR AM - Walker Pennington (4)



# SEC TOURNAMENT RESULTS

## May 28, 2016, Game 16, Florida 1, LSU 0

LSU.....000 000 000 - 0 6 0 (42-18)  
Florida.....000 001 00X - 1 5 1 (47-12)  
WP-Scott Moss (3-0) Save-Shaun Anderson(12) LP-Caleb Gilbert (4-4) T-2:46 A-13821

## May 29, 2016, Game 17, Texas A&M 12, Florida 5

Florida.....002 102 000 - 5 6 2 (47-13)  
Texas A&M.....111 000 45X - 12 15 4 (45-14)  
WP-Andrew Vinson (4-2) LP-Michael Byrne (0-1) T-3:24 A-8352 HR AM - Nick Banks 2 (9)

## 2017

Hoover, Ala. • Hoover Metropolitan Stadium •  
May 23-28

## May 23, 2017, Game 1, South Carolina 7, Vanderbilt 4

South Carolina.....211 000 000 03 - 7 7 0 (33-23)  
Vanderbilt.....030 000 100 00 - 4 5 3 (33-22-1)  
WP-Tyler Johnson (1-2) LP-Reed Hayes (0-2) T-4:0; HR SC - Justin Row (2), Carlos Cortes (10), Jonah Bride (4), HR VU - Connor Kaiser (1)

## May 23, 2017, Game 2, Missouri 12, Texas A&M 7

Missouri.....220 421 100 - 12 11 1 (36-21)  
Texas A&M.....402 010 000 - 7 9 3 (36-21)  
WP-Andy Toelken (5-3) LP-Kaylor Chafin (7-2) T-3:25 A-1610; HR MO - Robbie Glendinning, Chris Cornelius, Matt Berler

## May 23, 2017, Game 3, Auburn 5, Ole Miss 4

Ole Miss.....110 001 001 - 4 7 3 (32-25)  
Auburn.....000 301 01X - 5 11 1 (35-22)  
WP-Mize, Casey (7-2) LP-Will Stokes (2-2) T-2:50 A-2930; HR UM - Ryan Olenek (3); HR AU - Logan, Blake (3)

## May 24, 2017, Game 4, Mississippi State 3, Georgia 0

Georgia.....000 000 000 - 0 5 1 (25-32)  
Mississippi State.....201 000 00X - 3 11 0 (35-22)  
WP-Konnor Pilkington (7-5) Save-Riley Self(5) LP-Chase Adkins (6-7) T-2:43; HR MS - Brent Rooker (21)

## May 24, 2017, Game 5, Kentucky 7, South Carolina 2

South Carolina.....002 000 000 - 2 8 4 (33-24)  
Kentucky.....002 103 01X - 7 7 0 (39-18)  
WP-Zach Logue (7-5) Save-Chris Machamer(1) LP-Cody Morris (3-2) T-2:44 A-5062; HR UK - Kole Cottam (6)

## May 24, 2017, Game 6, LSU 10, Missouri 3

Missouri.....010 000 011 - 3 8 2 (36-22)  
LSU.....004 020 04X - 10 11 1 (40-17)  
WP-Caleb Gilbert (4-1) LP-Tj Sikkema (8-3) T-3:06; HR MO - Kameron Misner, Nelson Mompierre; HR LS - Cole Freeman (2)

## May 24, 2017, Game 7, Florida 5, Auburn 4

Auburn.....000 000 400 - 4 8 1 (35-23)  
Florida.....001 300 01X - 5 9 1 (41-15)  
WP-Tyler Dyson (2-0) Save-Michael Byrne(14) LP-Coker, Calvin (3-3) T-3:20 A-6890

## May 25, 2017, Game 8, Mississippi State 4, Arkansas 3

Mississippi State.....000 001 012 - 4 12 0 (36-22)  
Arkansas.....210 000 000 - 3 5 2 (39-16)  
WP-Peyton Plumlee (6-1) Save-Riley Self(6) LP-Cannon Chadwick (4-3) T-3:53; HR AR - Luke Bonfield (9)

## May 25, 2017, Game 9, South Carolina 10, Missouri 2

South Carolina.....020 134 000 - 10 14 3 (34-24)  
Missouri.....000 100 001 - 2 6 1 (36-23)  
WP-Wil Crowe (6-5) LP-Cole Bartlett (6-3) T-3:12 A-7279; HR SC - Carlos Cortes 2 (12), Alex Destino (10), Jonah Bride (5); HR MO - Nelson Mompierre

## May 25, 2017, Game 10, Arkansas 12, Auburn 0

Arkansas.....102 620 1 - 12 14 0 (40-16)  
Auburn.....000 000 0 - 0 0 0 (35-24)  
WP-Matt Cronin (3-0) LP-Daniel, Davis (4-3) T-3:06; HR AR - Chad Spanberger 3 (17)

## May 25, 2017, Game 11, LSU 10, Kentucky 0

Kentucky.....000 000 0 - 0 6 2 (39-19)  
LSU.....050 050 X - 10 12 0 (41-17)  
WP-Alex Lange (8-5) LP-Sean Hjelte (9-3) T-2:24 A-9823; HR LS - Kramer Robertson (7)

## May 26, 2017, Game 12, Florida 12, Mississippi State 3

Florida.....000 000 0(11)1 - 12 10 1 (42-15)  
Mississippi State.....000 111 00 0 - 3 12 0 (36-23)  
WP-Jackson Kowar (11-0) LP-Riley Self (5-1) T-3:41; A-6988

## May 26, 2017, Game 13, South Carolina 3, Kentucky 1

Kentucky.....100 000 000 - 1 6 3 (39-20)  
South Carolina.....000 000 30X - 3 2 2 (35-24)  
WP-Josh Reagan (6-2) Save-Tyler Johnson(10) LP-Logan Salow (2-5) T-3:24; HR SC - TJ Hopkins (5)

## May 26, 2017, Game 14, Arkansas 9, Mississippi State 2

Mississippi State.....010 000 100 - 2 5 0 (36-24)  
Arkansas.....100 006 02X - 9 10 2 (41-16)  
WP-Blaine Knight (8-4) LP-Jacob Billingsley (1-3) T-3:31 A-8552; HR MS - Cody Brown (7); HR AR - Dominic Fletcher (11)

## May 27, 2017, Game 15, LSU 11, South Carolina 0

LSU.....326 000 0 - 11 14 4 (42-17)  
South Carolina.....000 000 0 - 0 3 0 (35-25)  
WP-Jared Poche' (10-3) LP-Colby Lee (2-1) T-2:18; HR LS - Kramer Robertson (8), Greg Deichmann 2 (19)

## May 27, 2017, Game 16, Arkansas 16, Florida 0

Arkansas.....530 240 2 - 16 15 0 (42-16)  
Florida.....000 000 0 - 0 2 1 (42-16)  
WP-Kacey Murphy (5-0) LP-Brady Singer (7-4) T-2:44 A-10793; HR AR - Eric Cole (4), Chad Spanberger 2 (19), Dominic Fletcher (12)

## May 28, 2017, Game 17, LSU 4, Arkansas 2

LSU.....000 301 000 - 4 6 1 (43-17)  
Arkansas.....001 000 001 - 2 7 2 (42-17)  
WP-Eric Walker (7-1) Save-Hunter Newman(10) LP-Kevin Koppes (3-1) T-3:25 A-13128; HR AR - Eric Cole (5)

## 2018

Hoover, Ala. • Hoover Metropolitan Stadium •  
May 22-27

## May 22, 2018, Game 1, Texas A&M 3, Vanderbilt 1

Texas A&M.....000 020 100 - 3 9 0 (37-19)  
Vanderbilt.....010 000 000 - 1 8 1 (31-25)  
WP-Kaylor Chafin (5-0) S-Nolan Hoffman(13) LP-Brown (1-4) T-3:04

## May 22, 2018, Game 2, Auburn 4, Kentucky 3 (11 inn.)

Kentucky.....100 010 001 00 - 3 11 1 (34-22)  
Auburn.....102 000 000 01 - 4 10 0 (38-19)  
WP-Greenhill, Cody (4-2) LP-Zack Thompson (2-1) T-3:37 A-5514; HR UK - Kole Cottam (19); HR AU - Holland, Will (11)

## May 22, 2018, Game 3, LSU 8, Mississippi State 5

Mississippi State.....002 101 010 - 5 14 1 (31-25)  
LSU.....000 022 22X - 8 12 0 (34-23)  
WP-Devin Fontenot (2-0) S-Todd Peterson(5) LP-JP France (4-4) T-3:41

## May 22, 2018, Game 4, South Carolina 4, Missouri 2

Missouri.....000 200 000 - 2 4 1 (34-22)  
South Carolina.....000 010 30X - 4 9 0 (33-22)  
WP-Eddy Demurias (6-0) S-Graham Lawson(2) LP-Andy Toelken (6-3) T-3:07 A-8072

## May 23, 2018, Game 5, Texas A&M 7, Georgia 0

Texas A&M.....000 200 302 - 7 13 0 (38-19)  
Georgia.....000 000 000 - 0 3 1 (37-18)  
WP-Asa Lacy (3-1) S-Cason Sherrrod(1) LP-C.J. Smith (1-1) T-3:10; HR AM - Chris Andrisos 2

## May 23, 2018, Game 6, Auburn 9, Ole Miss 3

Auburn.....000 000 324 - 9 8 2 (39-19)  
Ole Miss.....002 000 010 - 3 7 2 (42-15)  
WP-Tanner Burns (6-4) S-Calvin Coker, Calvin(7) LP-Greer Holston (2-1) T-3:25 A-7126; HR AU - Edouard Julien (15)

## May 23, 2018, Game 7, Florida 4, LSU 3

LSU.....021 000 000 - 3 5 2 (34-24)  
Florida.....003 010 00X - 4 8 4 (42-15)  
WP-Tommy Mace (4-0) S-Michael Byrne(13) LP-Ma'Khail Hilliard (9-5) T-3:04; HR LS - Jake Slaughter (7)

## May 23, 2018, Game 8, Arkansas 13, South Carolina 8

South Carolina.....001 005 002 - 8 11 1 (33-23)  
Arkansas.....332 201 20X - 13 11 5 (38-17)  
WP-Kacey Murphy (7-4) LP-Logan Chapman (3-3); T-3:46 A-6710; HR SC - LT Tolbert (6); HR AR - Dominic Fletcher (8), Casey Martin 2 (12)

## May 24, 2018, Game 9, Ole Miss 5, Georgia 4 (10 inn.)

Georgia.....000 000 120 1 - 4 6 2 (37-19)  
Ole Miss.....100 100 100 2 - 5 11 1 (43-15)  
WP-Parker Caracci (4-2) LP-Aaron Schunk (2-2) T-3:10; HR UG - LJ Talley (6); HR UM - Grae Kessinger (7)

## May 24, 2018, Game 10, LSU 6, South Carolina 4

LSU.....020 000 010 003 - 6 11 1 (35-24)  
South Carolina.....000 101 001 001 - 4 8 2 (33-24)  
WP-Todd Peterson (1-3) LP-John Gilreath (0-1) T-4:17 A-7197; HR SC - Justin Row (6)

## May 24, 2018, Game 11, Texas A&M 4, Auburn 2

Auburn.....000 000 011 - 2 4 0 (39-20)  
Texas A&M.....001 002 01X - 4 8 1 (39-19)  
WP-John Doxakis (7-5) S-Nolan Hoffman(14) LP-Case Mize (9-5) T-2:28 A-9651

## May 25, 2018, Game 12, Arkansas 8, Florida 2

Arkansas.....020 002 004 - 8 10 0 (39-17)  
Florida.....000 001 010 - 2 5 0 (42-16)  
WP-Blaine Knight (10-0) S-Matt Cronin(11) LP-Jackson Kowar (9-4) T-3:16 A-138; HR AR - Hunter Wilson (1), Casey Martin (13); HR UF - Jonathan India (17)

## May 25, 2018, Game 13, Ole Miss 7, Auburn 0

Ole Miss.....000 202 102 - 7 10 0 (44-15)  
Auburn.....000 000 000 - 0 5 0 (39-21)  
WP-James McArthur (6-0) LP-Andrew Mitchell (2-2) T-3:13; HR UM - Thomas Dillard (13), Chase Cockrell (9), Jacob Adams (3)

## May 25, 2018, Game 14, LSU 11, Florida 0

Florida.....000 000 0 - 0 5 3 (42-17)  
LSU.....003 008 X - 11 7 0 (36-24)  
WP-Matthew Beck (3-1) LP-Jack Lefwich (4-5) T-2:46 A-8945

## May 26, 2018, Game 15, Ole Miss 2, Texas A&M 1

Ole Miss.....000 200 000 - 2 10 2 (45-15)  
Texas A&M.....000 000 010 - 1 8 0 (39-20)  
WP-Jordan Fowler (7-0) S-Will Ethridge(3) LP-Mitchell Kilkenny (8-4) T-3:05

## May 26, 2018, Game 16, LSU 2, Arkansas 1

LSU.....000 002 000 - 2 5 0 (37-24)  
Arkansas.....001 000 000 - 1 3 0 (39-18)  
WP-Zack Hess (7-5) S-Nick Bush(2) LP-Isaiah Campbell (4-6) T-2:36 A-10381; HR LS - Zach Watson (6); HR AR - Jared Gates (4)

## May 27, 2018, Game 17, Ole Miss 9, LSU 0

Ole Miss.....011 100 402 - 9 15 2 (46-15)  
LSU.....100 000 000 - 1 4 0 (37-25)  
WP-Ryan Rolison (9-4) LP-Caleb Gilbert (3-5) T-3:20 A-14126; HR UM - Tim Rowe (2), Michael Fitzsimmon (3)

## Batting Average

### Game (Min. 6 at bats):

1.000 — Antoine Duplantis, LSU vs. Georgia (6 for 6) . . . . .	2017
— J. T. Riddle, Kentucky vs. Niagara (6 for 6) . . . . .	2014
— Adam Frazier, Miss. State vs. Virginia (6 for 6) . . . . .	2013
— David Coffey, Georgia vs. Gardner Webb (6 for 6) . . . . .	2003
— Kris Bennett, Tennessee vs. Georgia (CWS 6 for 6) . . . . .	2001
— Chris Burke, Tennessee vs. Hawaii-Hilo (6 for 6) . . . . .	2000
— Jeff Pickler, Tennessee vs. College of Charleston (6 for 6) . . . . .	1998
— Kenderick Moore, Arkansas vs. Alabama (6 for 6) . . . . .	1995
— Burke Masters, Miss. State vs. Florida State (6 for 6) . . . . .	1990
— Larry Fielder, Tennessee vs. Georgia Tech (6 for 6) . . . . .	1968
— Tommy Nichols, Ole Miss vs. Delta State (6 for 6) . . . . .	1967
— Don Bell, Miss. State vs. Arkansas (6 for 6) . . . . .	1966
— Ron Bertsch, Kentucky vs. Transylvania (6 for 6) . . . . .	1959
— Terry Murphy, Miss. State vs. Vanderbilt (6 for 6) . . . . .	1956
— Bobby Wilson, Ole Miss vs. Delta State (6 for 6) . . . . .	1948
— Charley Connerly, Ole Miss vs. Millsaps (6 for 6) . . . . .	1947

### Season

.525 — David Magadan, Alabama (114 for 217) . . . . .	1983
.489 — Ronnie Braddock, Georgia (22 for 45) . . . . .	1962
.469 — Ken Chapman, Alabama (30 for 64) . . . . .	1959
.464 — Sam Ewing, Tennessee (45 for 97) . . . . .	1970
.464 — Charley Trippi, Georgia (52 for 112) . . . . .	1946
.459 — Hunter Bledsoe, Vanderbilt (95 for 207) . . . . .	1999
.459 — Nat Showalter, Miss. State (67 for 146) . . . . .	1977
.451 — Charley Conerly, Ole Miss (34 for 75) . . . . .	1947

### Career

.439 — David Magadan, Alabama (268 for 610) . . . . .	1981-83
.425 — Hunter Bledsoe, Vanderbilt (170 for 400) . . . . .	1997-99
.411 — Sam Ewing, Tennessee (117 for 284) . . . . .	1968-70
.411 — Ken Chapman, Alabama (85 for 207) . . . . .	1959-61
.407 — Donnie Kessinger, Ole Miss (138 for 345) . . . . .	1968-70
.404 — Chris Burke, Tennessee (314 for 777) . . . . .	1999-01
.399 — Charley Connerly, Ole Miss (55 for 138) . . . . .	1947-48
.397 — John Huffstetler, Tennessee (54 for 136) . . . . .	1951-53
.396 — Todd Walker, LSU (310 for 783) . . . . .	1992-94
.394 — Joe Stewart, Georgia (104 for 355) . . . . .	1977-79

## Home Runs

### Game

4 — JJ Schwarz, Florida vs. Stetson . . . . .	2015
4 — Bill Sandry, Kentucky vs. Eastern Kentucky . . . . .	1982

### Season

40 — Brandon Larson, LSU (69 games) . . . . .	1997
30 — Brad Cresse, LSU (69 games) . . . . .	2000
29 — Yaron Peters, South Carolina (72 games) . . . . .	2002
29 — Rafael Palmeiro, Miss. State (61 games) . . . . .	1984
29 — Bruce Castoria, Miss. State (63 games) . . . . .	1981
29 — Brad Cresse, LSU (63 games) . . . . .	1998
28 — Kent Matthes, Alabama (58 games) . . . . .	2009
28 — Gordon Beckham, Georgia (71 games) . . . . .	2008
28 — Matt Clark, LSU (65 games) . . . . .	2008
28 — Eddy Furniss, LSU (67 games) . . . . .	1998
28 — Will Clark, Miss. State (61 games) . . . . .	1984
27 — Trey McClure, LSU (67 games) . . . . .	1998
27 — Doug Duke, Alabama (63 games) . . . . .	1986
26 — Matt LaPorta, Florida (70 games) . . . . .	2005
26 — Eddy Furniss, LSU (66 games) . . . . .	1996
25 — Rich Poythress, Georgia (62 games) . . . . .	2009
25 — Dustan Mohr, Alabama (68 games) . . . . .	1997
25 — Gary Hymel, LSU (71 games) . . . . .	1991
25 — Will Clark, Miss. State (65 games) . . . . .	1985
24 — Sonny Cortez, Tennessee (52 games) . . . . .	1998
24 — Ryan Lundquist, Arkansas (56 games) . . . . .	1997
23 — AJ Reed, Kentucky (62 games) . . . . .	2014
23 — Hunter Morris, Auburn (64 games) . . . . .	2010
23 — Nick Ebert, South Carolina (63 games) . . . . .	2009
23 — Justin Smoak, South Carolina (63 games) . . . . .	2008
23 — Josh Morris, Georgia (67 games) . . . . .	2006
23 — Quinn Stewart, LSU (59 games) . . . . .	2006
23 — Ryan Shealy, Florida (65 games) . . . . .	2002
23 — Brad Wilkerson, Florida (64 games) . . . . .	1997
23 — Jeff Abbott, Kentucky (55 games) . . . . .	1994
23 — Andy Osbolt, Georgia (53 games) . . . . .	1998
23 — Brad Wilkerson, Florida (64 games) . . . . .	1998
23 — Brent Rooker, Mississippi State (67 games) . . . . .	2017

## Career

80 — Eddy Furniss, LSU (265 games) . . . . .	1995-98
78 — Brad Cresse, LSU (236 games) . . . . .	1997-00
74 — Matt LaPorta, Florida (215 games) . . . . .	2004-07
67 — Rafael Palmeiro, Miss. State (183 games) . . . . .	1983-85
62 — Justin Smoak, South Carolina (195 games) . . . . .	2006-08
61 — Andy Phillips, Alabama (244 games) . . . . .	1996-99
61 — Will Clark, Miss. State (175 games) . . . . .	1983-85
59 — Trey McClure, LSU (234 games) . . . . .	1996-99
59 — Josh Etheredge, Auburn (222 games) . . . . .	1995-98
58 — Bruce Castoria, Miss. State (202 games) . . . . .	1979-82
57 — Preston Tucker, Florida (265 games) . . . . .	2009-12
57 — Danny Hamblin, Arkansas (246 games) . . . . .	2004-07
56 — Blake Dean, LSU (258 games) . . . . .	2007-10
56 — Ryan Lundquist, Arkansas (232 games) . . . . .	1996-99
55 — Brad Wilkerson, Florida (195 games) . . . . .	1996-98
53 — Gordon Beckham, Georgia (197 games) . . . . .	2006-08
52 — Todd Walker, LSU (203 games) . . . . .	1992-94
51 — Josh Morris, Georgia (190 games) . . . . .	2004-06
51 — Jon Knott, Miss. State (228 games) . . . . .	1998-01
50 — Ryan Patterson, LSU (190 games) . . . . .	2003-05
50 — Todd Faulkner, Auburn (232 games) . . . . .	1998-01
50 — Doug Duke, Alabama (128 games) . . . . .	1984-86
50 — G.W. Keller, Alabama (201 games) . . . . .	1997-99
49 — Brian Fletcher, Auburn (171 games) . . . . .	2008-10
49 — Pedro Alvarez, Vanderbilt (170 games) . . . . .	2006-08
49 — Frank Thomas, Auburn (178 games) . . . . .	1987-89
49 — Albert Belle, LSU (184 games) . . . . .	1985-87
49 — Scotti Madison, Vanderbilt (189 games) . . . . .	1977-80
48 — Kent Matthes, Alabama (199 games) . . . . .	2006-09
48 — Kyle Gordon, Ole Miss (193 games) . . . . .	1984-87
47 — Mike Zunino, Florida (193 games) . . . . .	2010-12
47 — Jake Smith, Alabama (216 games) . . . . .	2007-10
47 — Dustan Mohr, Alabama (200 games) . . . . .	1995-97
47 — Tracy Echols, Miss. State (237 games) . . . . .	1986-87, 89-90
47 — Clinton Johnston, Vanderbilt (162 games) . . . . .	1996-98
46 — Hunter Morris, Auburn (168 games) . . . . .	2008-10
46 — Jeremy Brown, Alabama (251 games) . . . . .	1999-02
46 — Blair Barbier, LSU (259 games) . . . . .	1997-00
46 — Richard Lee, Miss. State (248 games) . . . . .	1995-98

## Grand Slams

### Game

2 — Zack Powers, Florida vs. Duke . . . . .	2013
2 — Preston Tucker, Florida vs. UCF . . . . .	2009
2 — Roger Miller, Georgia vs. Georgia College . . . . .	1987
2 — Frank Baldasare, Auburn vs. Florida State . . . . .	1968

### Season

6 — Mike Pitisci, Alabama (53 games) . . . . .	1984
4 — Bruce Castoria, Miss. State (63 games) . . . . .	1981
4 — Brad Cresse, LSU (63 games) . . . . .	1998

### Career

7 — Roger Miller, Georgia (230 games) . . . . .	1986-99
6 — Mike Pitisci, Alabama (53 games) . . . . .	1984
6 — Jeff Pyburn, Georgia (128 games) . . . . .	1978-80
6 — Josh Etheredge, Auburn (222 games) . . . . .	1995-98

## Runs Batted In

### Inning

8 — Jeff Pyburn, Georgia vs. Westminster . . . . .	1980
8 — Allen Trammell, Florida vs. Kentucky . . . . .	1965

### Game

11 — Preston Tucker, Florida vs. UCF . . . . .	2009
11 — Jason Nappi, Mississippi State vs. UAB . . . . .	2008
10 — Connor Kaiser, Vanderbilt vs. Clemson . . . . .	2018
10 — JJ Schwarz, Florida vs. Stetson . . . . .	2015
10 — Avery Barnes, Florida vs. Tennessee . . . . .	2007
10 — Adam Davis, Florida vs. Tennessee . . . . .	2005
10 — Joe Randa, Tennessee vs. Louisville . . . . .	1991
10 — Roger Miller, Georgia vs. Georgia College . . . . .	1987
10 — Rafael Palmeiro, Miss. State vs. Jackson State . . . . .	1984
10 — Bob Berry, Auburn vs. Huntingdon . . . . .	1982
10 — Bruce Castoria, Miss. State vs. UNLV . . . . .	1981
10 — Frank Baldasare, Auburn vs. Florida State . . . . .	1968
10 — Charley Conerly, Ole Miss vs. Millsaps . . . . .	1947



# RECORDS

## Season

118 — Brandon Larson, LSU (69 games) . . . . .	1997
106 — Brad Cresse, LSU (69 games) . . . . .	2000
103 — Todd Faulkner, Auburn (61 games) . . . . .	2000
103 — Eddy Furniss, LSU (66 games) . . . . .	1996
102 — Todd Walker, LSU (71 games) . . . . .	1993
98 — Bruce Castoria, Miss. State (63 games) . . . . .	1981
95 — Yaron Peters, South Carolina (72) . . . . .	2002
95 — Tim Hudson, Auburn (66 games) . . . . .	1997
95 — David Magadan, Alabama (56 games) . . . . .	1983
94 — Rafael Palmeiro, Miss. State (61 games) . . . . .	1984
93 — Will Clark, Miss. State (61 games) . . . . .	1984
92 — Todd Helton, Tennessee (69 games) . . . . .	1995
90 — Richard Lee, Miss. State (68 games) . . . . .	1997
90 — Brad Cresse, LSU (63 games) . . . . .	1998
90 — Josh Etheredge, Auburn (63 games) . . . . .	1998
87 — Sonny Cortez, Tennessee (69 games) . . . . .	1998
87 — Ryan Bordenick, South Carolina (56 games) . . . . .	1997
86 — Rich Poythress, Georgia (62 games) . . . . .	2009
86 — Gabe Gross, Auburn (61 games) . . . . .	2000
86 — Casey Dunn, Auburn (65 games) . . . . .	1999
85 — Preston Tucker, Florida (62 games) . . . . .	2009
85 — Wes Grisham, LSU (72 games) . . . . .	1989
85 — Richard Lee, Miss. State (65 games) . . . . .	1998

## Career

308 — Eddy Furniss, LSU (265 games) . . . . .	1995-98
269 — Josh Etheredge, Auburn (222 games) . . . . .	1995-98
265 — Richard Lee, Miss. State (248 games) . . . . .	1995-98
260 — Blake Dean, LSU (258 games) . . . . .	2007-10
258 — Preston Tucker, Florida (265 games) . . . . .	2009-12
257 — Brad Cresse, LSU (236 games) . . . . .	1997-00
255 — Todd Faulkner, Auburn (216 games) . . . . .	1998-01
246 — Todd Walker, LSU (203 games) . . . . .	1992-94
239 — Rafael Palmeiro, Miss. State (183 games) . . . . .	1983-85
238 — Todd Helton, Tennessee (199 games) . . . . .	1993-95
233 — Ryan Lundquist, Arkansas (232 games) . . . . .	1996-99
232 — Casey Dunn, Auburn (231 games) . . . . .	1996-99
230 — Jeremy Brown, Alabama (251 games) . . . . .	1999-02
226 — Andy Phillips, Alabama (244 games) . . . . .	1996-99
226 — Roger Miller, Georgia (230 games) . . . . .	1986-89
219 — Danny Hamblin, Arkansas (246 games) . . . . .	2004-07
218 — Gabe Gross, Auburn (183 games) . . . . .	1999-01
214 — Brad Wilkerson, Florida (195 games) . . . . .	1996-98
213 — Bruce Castoria, Miss. State (202 games) . . . . .	1979-82
207 — Justin Smoak, South Carolina (195 games) . . . . .	2006-08
207 — Tommy Raffo, Miss. State (218 games) . . . . .	1987-90

## Official Times at Bat

### Inning

3 — Ben Harrison, Florida vs. Savannah State (3 hits) . . . . .	2001
3 — Chip Rhea, Kentucky vs. Marshall (3 hits) . . . . .	1996
3 — Joey Jackson, Vanderbilt vs. St. Joseph's (3 hits) . . . . .	1986
3 — Vance Shulte, Vanderbilt vs. St. Joseph's (3 hits) . . . . .	1986
3 — Jeff Pyburn, Georgia vs. Westminster (3 hits) . . . . .	1980
3 — Allen Trammell, Florida vs. Kentucky (3 hits) . . . . .	1965
3 — Jay Waggoner, Auburn vs. Troy State (3 hits) . . . . .	1994
3 — Warren Morris, LSU vs. Georgia Tech (2 hits) . . . . .	1996

### Game

9 — Jay Estes, Auburn vs. Alabama . . . . .	2017
9 — Anthony Gomez, Vanderbilt vs. Louisville . . . . .	2012
9 — Mark Gugino, South Carolina vs. Clemson (4 for 9) . . . . .	1994
9 — John Fuller, Florida vs. Auburn . . . . .	1972
8 — Hunter Alexander, Alabama vs. Georgia (0 for 8) . . . . .	2018
8 — Michael Helman, Texas A&M vs. UT Arlington (2 for 8) . . . . .	2018
8 — Chris Andritsos, Texas A&M vs. UT Arlington (2 for 8) . . . . .	2018
8 — Logan Taylor, Texas A&M vs. TCU (2 for 8) . . . . .	2015
8 — Chandler Avant, Alabama vs. LSU (1 for 8) . . . . .	2015
8 — Scott Price, Tennessee vs. Morehead State (5 for 8) . . . . .	2014
8 — Casey Turgeon, Florida vs. Missouri (3 for 8) . . . . .	2013
8 — Adam Frazier, Miss. State vs. Missouri (3 for 8) . . . . .	2013
8 — Alex Detz, Miss. State vs. Missouri (2 for 8) . . . . .	2013
8 — Mario Garza, Florida vs. South Florida (4 for 8) . . . . .	2003
8 — C.J. Smith, Florida vs. South Florida (3 for 8) . . . . .	2003
8 — Justin Tordi, Florida vs. South Florida (5 for 8) . . . . .	2003
8 — Steve Gendron, Miss. State vs. Georgia (1 for 8) . . . . .	2003
8 — Garris Gonce, South Carolina vs. Arkansas (3 for 8) . . . . .	2002
8 — Lance Jones, Ole Miss vs. Arizona . . . . .	2001
8 — Burney Hutchinson, Ole Miss vs. Arizona . . . . .	2001

8 — Justin Parker, Tennessee vs. Georgia State (4 for 8) . . . . .	1999
8 — Jeff Baumtrog, Tennessee vs. Georgia State (5 for 8) . . . . .	1999
8 — Dan Gorman, Tennessee vs. ETSU (3 for 8) . . . . .	1988
8 — Stacy Stokes, South Carolina vs. Clemson (2 for 8) . . . . .	1994
8 — John Farrell, Alabama vs. Miss. State (4 for 8) . . . . .	1989
8 — Pat Monti, Alabama vs. Miss. State (3 for 8) . . . . .	1989
8 — Burke Masters, Miss. State vs. Alabama (5 for 8) . . . . .	1989
8 — Russell Whittenburg, Auburn vs. Arkansas (0 for 8) . . . . .	1994
8 — Mike Killmett, Auburn vs. Arkansas (2 for 8) . . . . .	1994
8 — Jay Waggoner, Auburn vs. Troy State (5 for 8) . . . . .	1994
8 — Chris Wiggs, Florida vs. Miami, Fla. (2 for 8) . . . . .	1995
8 — Dee Smithey, Alabama vs. Georgia Southern (3 for 8) . . . . .	1984
8 — Allan Stallings, Alabama vs. Georgia Southern (4 for 8) . . . . .	1984
8 — Andy Merchant, Auburn vs. Florida (6 for 8) . . . . .	1972
8 — Bill Etheridge, Miss. State vs. Ole Miss (2 for 8) . . . . .	1963
8 — Terry Childers, Georgia vs. Western Carolina (3 for 8) . . . . .	1992
8 — Blaise Kozeniewski, Georgia vs. Western Carolina (5 for 8) . . . . .	1992

## Season

334 — Drew Meyer, South Carolina (75 games) . . . . .	2002
315 — Joey Side, Georgia (70) . . . . .	2006
311 — Ryan Peisel, Georgia (71 games) . . . . .	2008
304 — Adam Frazier, Miss. State (71 games) . . . . .	2013
302 — Justin Harris, South Carolina (74 games) . . . . .	2002
302 — David Eckstein, Florida (68 games) . . . . .	1996
301 — Matt Olson, Georgia (70 games) . . . . .	2008
298 — McKay Smith, Georgia (71 games) . . . . .	1990
297 — Josh Rutledge, Alabama (67 games) . . . . .	2010
296 — Whit Merrifield, South Carolina (70 games) . . . . .	2010
296 — Steve Thomas, South Carolina (75 games) . . . . .	2002
295 — David Tidwell, Alabama (69 games) . . . . .	1997
294 — Adam Davis, Florida (71 games) . . . . .	2005
294 — Brian Buscher, South Carolina (75 games) . . . . .	2002
293 — Ryan Patterson, LSU (65 games) . . . . .	2004
293 — Matt Whitley, Tennessee (70 games) . . . . .	1995
292 — Mike Fontenot, LSU (69 games) . . . . .	2000
291 — Jay Waggoner, Auburn (65 games) . . . . .	1994
291 — Wes Grisham, LSU (72 games) . . . . .	1989
290 — Kramer Robertson (72 games) . . . . .	2017
290 — Rhett Wiseman, Vanderbilt (71 games) . . . . .	2015
289 — Brandon Larson, LSU (69 games) . . . . .	1997
288 — Jake Mangum, Mississippi State (68 games) . . . . .	2018
288 — Dave Majeski, Florida (68 games) . . . . .	1991
287 — Andy Neufeld, Georgia (69 games) . . . . .	2001
287 — Brad Hawpe, LSU (69 games) . . . . .	2000
287 — David Mitchell, Miss. State (71 games) . . . . .	1990
286 — Austin Bousfield, Ole Miss (69 games) . . . . .	2014
286 — Anthony Gomez, Vanderbilt (66 games) . . . . .	2011
286 — Preston Tucker, Florida (72 games) . . . . .	2011
286 — Gordon Beckham, Georgia (70 games) . . . . .	2006
286 — Bryan Reynolds, Vanderbilt (72 games) . . . . .	2015

## Career

1035 — Preston Tucker, Florida (265 games) . . . . .	2009-12
1019 — Jason Williams, LSU (266 games) . . . . .	1993-96
1000 — Blair Barbier, LSU (259 games) . . . . .	1997-00
998 — Jeffery Rea, Miss. State (236 games) . . . . .	2004-07
998 — Jay Waggoner, Auburn (246 games) . . . . .	1992-95
994 — Steven Gendron, Miss. State (232 games) . . . . .	2001-04
993 — Matthew Maniscalco, Miss. State (246 games) . . . . .	2000-03
989 — Blake Dean, LSU (258 games) . . . . .	2007-10
967 — Richard Lee, Miss. State (248 games) . . . . .	1995-98
963 — Brent Boyd, Alabama (242 games) . . . . .	1999-02
950 — Michael Campbell, South Carolina (255 games) . . . . .	2003-06
948 — Eddy Furniss, LSU (265 games) . . . . .	1995-98
941 — Josh Adams, Florida (253 games) . . . . .	2008-11
941 — Mark Ellis, Florida (174 games) . . . . .	1996-99
940 — Danny Hamblin, Arkansas (246 games) . . . . .	2004-07
937 — Burke Masters, Miss. State (251 games) . . . . .	1987-90
927 — Taylor Dugas, Alabama (241 games) . . . . .	2009-12
919 — Travis Chapman, Miss. State (248 games) . . . . .	1997-00
917 — Brandon Moore, Auburn (242 games) . . . . .	1991-94
910 — Jeremy Brown, Alabama (251 games) . . . . .	1999-02
905 — Casey Dunn, Auburn (231 games) . . . . .	1996-99
905 — Andy Phillips, Alabama (244 games) . . . . .	1996-99
901 — Chad Wandall, Auburn (245 games) . . . . .	1996-99
900 — Joe Caruso, Alabama (242 games) . . . . .	1994-97
900 — Tookie Johnson, LSU (255 games) . . . . .	1988-91

## Hits

### Game

6 — Antoine Duplantis, LSU vs. Georgia	2017
6 — J.T. Riddle, Kentucky vs. Niagara	2014
6 — Adam Frazier, Miss. State vs. Virginia	2013
6 — Tyler Johnstone, Auburn vs. Elon	2005
6 — David Coffey, Georgia vs. Gardner Webb	2003
6 — Kris Bennett, Tennessee vs. Georgia (CWS)	2001
6 — Chris Burke, Tennessee vs. Hawaii-Hilo	2000
6 — Andy Merchant, Auburn vs. Florida	1972
6 — Burke Masters, Miss. State vs. Florida State	1990
6 — Tracy Echols, Miss. State vs. Kentucky	1989
6 — Larry Fielder, Tennessee vs. Georgia Tech	1968
6 — Tommy Nichols, Ole Miss vs. Delta State	1967
6 — Don Bell, Miss. State vs. Arkansas	1966
6 — Ron Bertsch, Kentucky vs. Transylvania	1959
6 — Ralph Greenbaun, Vanderbilt vs. Middle Tennessee State	1957
6 — Terry Murphy, Miss. State vs. Vanderbilt	1956
6 — Bobby Wilson, Ole Miss vs. Delta State	1948
6 — Charley Conerly, Ole Miss vs. Millsaps	1947
6 — Kendrick Moore, Arkansas vs. Alabama	1995
6 — Ryan Bordenick, South Carolina vs. Clemson	1997
6 — Mike Curry, South Carolina vs. Western Carolina	1997
6 — Jason McConnell, Arkansas vs. Vanderbilt	1997
6 — Jeremy Jackson, Arkansas vs. Northeastern State	1997
6 — Jeff Pickler, Tennessee vs. College of Charleston	1998

### Season

120 — Drew Meyer, South Carolina (334 at bats)	2002
119 — Jay Waggoner, Auburn (291 at bats)	1994
118 — Chris Burke, Tennessee (271 at bats)	2001
114 — David Magadan, Alabama (217 at bats)	1983
113 — Gordon Beckham (275 at bats)	2008
111 — Joey Side, Georgia (315 at bats)	2006
111 — Warner Jones, Vanderbilt (268 at bats)	2004
110 — Brandon Larson, LSU (289 at bats)	1997
109 — Chris Burke, Tennessee (272 at bats)	2000
109 — Todd Walker, LSU (276 at bats)	1993
109 — Jeff Pickler, Tennessee (245 at bats)	1998
108 — Chaz Lytle, Georgia (279 at bats)	2002
108 — Tim Hudson, Auburn (273 at bats)	1997
107 — Adam Frazier, Miss. State (304 at bats)	2013
107 — G.W. Keller, Alabama (270 at bats)	1999
107 — Josh Rutledge, Alabama (297 at bats)	2010
106 — Ryan Peisel (311 at bats)	2008
106 — J.C. Holt, LSU (270 at bats)	2004
106 — Brian Buscher, South Carolina (270 at bats)	2003
106 — Yaron Peters, South Carolina (281 at bats)	2002
106 — Brad Cresse, LSU (273 at bats)	2000
106 — Wes Grisham, LSU (291 at bats)	1989
105 — Hunter Morris, Auburn (272 at bats)	2010
105 — Pedro Alvarez, Vanderbilt (272 at bats)	2007
105 — Steve Thomas, South Carolina (296 at bats)	2002
105 — Todd Faulkner, Auburn (61 games)	2000
105 — Dax Norris, Alabama (284 at bats)	1996
105 — Todd Helton, Tennessee (258 at bats)	1995
105 — Scott Pratt, Auburn (258 at bats)	1998
104 — Alex Bregman, LSU	2013
104 — Ryan Flaherty, Vanderbilt (272 at bats)	2007
104 — Mark Kiger, Florida (258 at bats)	2002
104 — Pat Osborn, Florida (251 at bats)	2002
104 — Brad Hawpe, LSU (287 at bats)	2000
104 — Mike Curry, South Carolina (260 at bats)	1998
103 — Kurt Keene, Florida (282 at bats)	2000
103 — Mike Fontenot, LSU (292 at bats)	2000
103 — Brian Wiese, Miss. State (250 at bats)	1998
103 — Adam Sullivan, Auburn (260 at bats)	1997
103 — Andy Phillips, Alabama (259 at bats)	1999
102 — Josh Rutledge, Alabama (67 games)	2010
102 — Zack Cox, Arkansas (102 hits in 238 at bats)	2010
102 — Sean Barker, LSU (267 at bats)	2002
102 — Jeff Keppinger, Georgia (262 at bats)	2001
102 — Gabe Gross, Auburn (61 games)	2000
102 — Casey Dunn, Auburn (269 at bats)	1999
102 — Mailon Kent, Auburn (269 at bats)	1999
102 — David Eckstein, Florida (302 at bats)	1996
102 — Joe Caruso, Alabama (278 at bats)	1996
102 — Jeff Abbott, Kentucky (229 at bats)	1994
102 — Tommy Raffo, Miss. State (266 at bats)	1989

102 — Roberto Vaz, Alabama (255 at bats)	1997
102 — Andy Phillips, Alabama (279 at bats)	1997
101 — Jake Mangum, Mississippi State (288 at bats)	2018
101 — Emeel Salem, Alabama (284 at bats)	2006
101 — Brad Henderson, Ole Miss (260 at bats)	1999
101 — Todd Walker, LSU (257 at bats)	1994
101 — David Tidwell, Alabama (295 at bats)	1997
100 — Raph Rhymes, LSU (232 at bats)	2012
100 — Jeff Corsaletti, Florida (279 at bats)	2005
100 — Ryan Patterson, LSU (293 at bats)	2004
100 — Richard Lee, Miss. State (276 at bats)	1997
100 — Todd Walker, LSU (250 at bats)	1992
100 — Wes Grisham, LSU (278 at bats)	1990
100 — Adam Everett, South Carolina (267 at bats)	1998
100 — Boomer White, Texas A&M (259 at bats)	2016

### Career

352 — Eddy Furniss, LSU (948 at bats)	1995-98
341 — Preston Tucker, Florida (265 games)	2009-12
341 — Jay Waggoner, Auburn (998 at bats)	1992-95
335 — Jeffery Rea, Miss. State (998 at bats)	2004-07
334 — Taylor Dugas, Alabama (927 at bats)	2009-12
332 — Blake Dean, LSU (989 at bats)	2007-10
328 — Richard Lee, Miss. State (967 at bats)	1995-98
327 — Travis Chapman, Miss. State (919 at bats)	1997-00
327 — Jason Williams, LSU (1019 at bats)	1993-96
322 — Andy Phillips, Alabama (244 games)	1996-99
319 — Mark Ellis, Florida (941 at bats)	1996-99
316 — Steve Gendron, Mississippi State (242 games)	2001-04
313 — Brent Boyd, Alabama (963 at bats)	1999-02
314 — Chris Burke, Tennessee (777 at bats)	1999-01
310 — Todd Walker, LSU (713 at bats)	1992-94
309 — Mailon Kent, Auburn (232 games)	1998-01
309 — Joe Caruso, Alabama (900 at bats)	1994-97
307 — Jeremy Brown, Alabama (910 at bats)	1999-02
307 — Blair Barbier, LSU (1000 at bats)	1997-00
307 — Casey Dunn, Auburn (231 games)	1996-99
304 — Brandon Moore, Auburn (917 at bats)	1991-94
303 — Todd Faulkner, Auburn (216 games)	1998-01
300 — Dominic de la Osa, Vanderbilt (243 games)	2005-08

## Doubles

### Inning

2 — Vikash Ramjit, Florida vs. South Carolina	2013
2 — Beau Hearod, Alabama vs. UAB	2003
2 — Michael Brown, Miss. State vs. Ole Miss	2001
2 — Jay Tedesco, Kentucky vs. Marshall	1996
2 — Jay Waggoner, Auburn vs. Troy State	1994
2 — Jon Shave, Miss. State vs. Georgia Southern	1990
2 — Billy Minnis, Florida vs. Alabama	1989
2 — Chuck Rouse, Ole Miss vs. Southern Illinois	1982
2 — Charles DeFrance, Vanderbilt vs. Georgia	1981
2 — David Nenad, Vanderbilt vs. Florida	1980
2 — Ronnie Russell, Ole Miss vs. Delta State	1979
2 — Allen Trammell, Florida vs. Kentucky	1965

### Game

4 — Lee Mitchell, Georgia vs. Coastal Carolina	2002
4 — Matt Kata, Vanderbilt vs. Alabama	1998
4 — Rodney Nye, Arkansas vs. Louisiana Tech	1998
4 — David Eckstein, Florida vs. Bethune-Cookman	1996
4 — Jeffrey Johnson, Ole Miss vs. South Carolina	1995
4 — Mick Kerns, Alabama vs. Auburn (1st game)	1991
4 — Junior Rodgers, Ole Miss vs. Livingston	1985
4 — Ken Dempsey, Auburn vs. Georgia	1981

### Season

36 — Brad Hawpe, LSU (69 games)	2000
31 — Doug Radziewicz, Georgia (58 games)	1991
31 — David Magadan, Alabama (58 games)	1983
30 — Brent Rooker, Mississippi State (67 games)	2017
30 — Jeff Pickler, Tennessee (55 games)	1998
29 — Scott Schroeffel, Tennessee (63 games)	1996
28 — Mike Zunino, Florida (66 games)	2012
27 — Dansby Swanson, Vanderbilt (72 games)	2014
27 — Warner Jones, Vanderbilt (64 games)	2004
27 — Adam Pavkovich, Alabama (62 games)	2003
27 — Aaron Hill, LSU (68 games)	2003
27 — Matt Erickson, Arkansas (56 games)	1997
27 — Pete Young, Miss. State (67 games)	1989



# RECORDS

27 — Vince Castaldo, Kentucky (63 games) . . . . .	1988
27 — Todd Helton, Tennessee (69 games) . . . . .	1995
27 — Eddy Furniss, LSU (67 games) . . . . .	1998
27 — Eric Hinske, Arkansas (58 games) . . . . .	1998
27 — Todd Faulkner, Auburn (61 games) . . . . .	2000
26 — Mitch Moreland, Miss. State (60 games) . . . . .	2007
26 — Steve Thomas, South Carolina (75 games) . . . . .	2002
26 — Adam Swann, Georgia (69 games) . . . . .	2001
26 — Gabe Gross, Auburn (61 games) . . . . .	2000
26 — Chris Burke, Tennessee (63 games) . . . . .	1999
26 — Josh Adeebe, Vanderbilt (51 games) . . . . .	1997
26 — Adam Piatt, Miss. State (61 games) . . . . .	1996
26 — Russ Johnson, LSU (66 games) . . . . .	1994
26 — Wes Grisham, LSU (72 games) . . . . .	1989
26 — Chris Burke, Tennessee (63 games) . . . . .	2000

## Career

87 — Eddy Furniss, LSU (265 games) . . . . .	1995-98
80 — Doug Radziewicz, Georgia (242 games) . . . . .	1988-91
72 — Chris Burke, Tennessee (186 games) . . . . .	1999-01
71 — Todd Faulkner, Auburn (216 games) . . . . .	1998-01
71 — Travis Chapman, Miss. State (248 games) . . . . .	1997-00
70 — Preston Tucker, Florida (265 games) . . . . .	2009-12
69 — Adam Swann, Georgia (215 games) . . . . .	1999-02
68 — Gabe Gross, Auburn (183 games) . . . . .	1999-01
68 — Ryan Lundquist, Arkansas (232 games) . . . . .	1996-99
67 — Taylor Dugas, Alabama (241 games) . . . . .	2009-12
66 — Ryan Patterson, LSU (190 games) . . . . .	2002-05
66 — Richard Lee, Miss. State (248 games) . . . . .	1995-98
65 — J.R. Showalter, Georgia (190 games) . . . . .	1988-90
65 — Mike Botkin, Kentucky (203 games) . . . . .	1979-82
65 — Todd Helton, Tennessee (199 games) . . . . .	1993-95
64 — David Magadan, Alabama (162 games) . . . . .	1981-83
63 — Kyle Farmer, Georgia (212 games) . . . . .	2010-13
63 — Blake Dean, LSU (258 games) . . . . .	2007-10
63 — Dominic de la Osa, Vanderbilt (243 games) . . . . .	2005-08
63 — Brent Boyd, Alabama (242 games) . . . . .	1999-02
63 — Andy Phillips, Alabama (244 games) . . . . .	1996-99

## Triples

### Game

3 — Michael Rosemond, Ole Miss vs. New Orleans . . . . .	1999
3 — Stuart Driscoll, Tennessee vs. Carson-Newman . . . . .	1971
3 — Ken Chapman, Alabama vs. Samford . . . . .	1960
3 — Maury Hurt, Florida vs. Tennessee . . . . .	1956
3 — Haywood Sullivan, Florida vs. Georgia Tech . . . . .	1951

### Season

12 — Mike Kelley, Miss. State (60 games) . . . . .	1979
11 — Chris Burke, Tennessee (67 games) . . . . .	2001
11 — Brian Duva, Florida (58 games) . . . . .	1993
11 — Todd Walker, LSU (71 games) . . . . .	1993
11 — Rob Teegarden, Florida (60 games) . . . . .	1979
10 — Trey Gainous, Auburn (55 games) . . . . .	1986
9 — Joey Side, Georgia (70 games) . . . . .	2006
9 — Roberto Vaz, Alabama (63 games) . . . . .	1997
9 — Bob Hughes, Arkansas (57 games) . . . . .	1994
8 — Tony Kemp, Vanderbilt (63 games) . . . . .	2012
8 — Justin Henry, Ole Miss (65 games) . . . . .	2007
8 — Ryan Klosterman, Vanderbilt (63 games) . . . . .	2004
8 — Shane Kelly, Miss. State (60 games) . . . . .	2000
8 — Justin Parker, Tennessee (63 games) . . . . .	2000
8 — Jeremy Jackson, Arkansas (56 games) . . . . .	1997
8 — Kevin Kessinger, Ole Miss (54 games) . . . . .	1991
8 — Tommy Keyes, Ole Miss (33 games) . . . . .	1963
8 — Sonny Saye, Georgia (27 games) . . . . .	1955
8 — Roger Sigler, LSU (19 games) . . . . .	1954
8 — Dick Ramsey, Kentucky (25 games) . . . . .	1949
8 — Zach Lavy, Missouri (56 games) . . . . .	2016
8 — Jeren Kendall, Vanderbilt (62 games) . . . . .	2016

## Career

21 — Brian Duva, Florida (241 games) . . . . .	1991-94
20 — Rock Wilson, Auburn (213 games) . . . . .	1984-87
20 — Mike Kelley, Miss. State (190 games) . . . . .	1976-79
20 — Ty Bilderback, Arkansas (205 games) . . . . .	1992-95
18 — Taylor Dugas, Alabama (241 games) . . . . .	2009-12
17 — Chris Burke, Tennessee (186 games) . . . . .	1999-01
16 — Clete Thomas, Auburn (179 games) . . . . .	2003-05
15 — Tony Kemp, Vanderbilt (28 games) . . . . .	2011-12
15 — Jason McConnell, Arkansas (153 games) . . . . .	1995-97

15 — Allen Williams, Arkansas (172 games) . . . . .	1992-94
15 — Todd Walker, LSU (203 games) . . . . .	1992-94
15 — Nick Morrow, Vanderbilt (219 games) . . . . .	1991-94
15 — Trey Gainous, Auburn (154 games) . . . . .	1985-87
15 — Rob Teegarden, Florida (108 games) . . . . .	1978-79
15 — Chuck Long, Kentucky (180 games) . . . . .	1976-79
14 — Justin Henry, Ole Miss (186 games) . . . . .	2005-07
14 — Alex Presley, Ole Miss (185 games) . . . . .	2004-06
14 — Joey Side, Georgia (187 games) . . . . .	2004-06
14 — Burney Hutchinson, Ole Miss (214 games) . . . . .	1999-02
14 — Justin Parker, Tennessee (218 games) . . . . .	1998-01
14 — Kevin Kessinger, Ole Miss (209 games) . . . . .	1989-92
14 — Nate Riddley, Ole Miss (193 games) . . . . .	1989-92
14 — Ted Milton, Miss. State (151 games) . . . . .	1969-72

## Hits

### Games (single season)

36 — Andy Phillips, Alabama . . . . .	1999
35 — Ryan Flaherty, Vanderbilt . . . . .	2007
33 — Todd Walker, LSU . . . . .	1993
32 — Roberto Vaz, Alabama . . . . .	1997
31 — Casey Dunn, Auburn . . . . .	1997
31 — Gene Cone, South Carolina . . . . .	2016
30 — Thomas Berkery, Mississippi State . . . . .	2006
29 — Tim Olson, Florida . . . . .	2000
28 — Josh Hudson, Georgia . . . . .	1999
28 — Scott Pratt, Auburn . . . . .	1998
27 — Justin Fradejas, Auburn . . . . .	2010
27 — Ron Brown, Miss. State . . . . .	1993
27 — Greg Thomas, Vanderbilt . . . . .	1991
27 — David Magadan, Alabama . . . . .	1981
27 — Condredge Holloway, Tennessee . . . . .	1975
26 — Mark Thornhill, Georgia . . . . .	2001
26 — Eddy Furniss, LSU . . . . .	1998
26 — Brad Wilkerson, Florida . . . . .	1997
26 — Jeff Pickler, Tennessee . . . . .	1998

### Games (consecutive seasons)

36 — Ryan Flaherty, Vanderbilt . . . . .	2006-07
32 — Warner Jones, Vanderbilt . . . . .	2003-04
31 — Rex Buckner, Miss. State . . . . .	1992-93

### Consecutive At-Bats

11 — Mick Kerns, Alabama . . . . .	1991
10 — Mason Katz, LSU . . . . .	2012
10 — Craig Gentry, Arkansas . . . . .	2005
10 — Drew Rogers, Ole Miss . . . . .	2002
10 — Mike Basse, Tennessee . . . . .	1991

## Runs Scored

### Inning

3 — Ben Harrison, Florida vs. Savannah State . . . . .	2001
3 — Tim Lanier, LSU vs. Georgia Tech . . . . .	1996
3 — Joey Jackson, Vanderbilt vs. St. Joseph's . . . . .	1986
3 — Allen Trammell, Florida vs. Kentucky . . . . .	1965

### Game

7 — Mario Garza, Florida vs. Siena . . . . .	2002
6 — Brian Reimsnyder, Florida vs. Alabama . . . . .	1989
6 — Andy Burns, Kentucky vs. Mississippi State . . . . .	2009
6 — Adam Davis, Florida vs. Notre Dame . . . . .	2005
6 — Jonathan Tucker, Florida vs. Hofstra . . . . .	2003
6 — Mario Garza, Florida vs. Florida Atlantic . . . . .	2003
6 — Jeremy Jackson, Arkansas vs. Northeastern State . . . . .	1997
6 — Adam Everett, South Carolina vs. Clemson . . . . .	1997
6 — Derick Urquhart, South Carolina vs. Clemson . . . . .	1997
6 — Ryan Bordenick, South Carolina vs. Clemson . . . . .	1997
6 — Craig Shipley, Alabama vs. Georgia Southern . . . . .	1984
6 — David Jackson, Georgia vs. Tennessee Temple . . . . .	1982
6 — Terry Murphy, Miss. State vs. Vanderbilt . . . . .	1956

## Season

105 — Chris Burke, Tennessee (67 games) . . . . .	2001
102 — Mike Curry, South Carolina (62 games) . . . . .	1998
97 — Gordon Beckham, Georgia (71 games) . . . . .	2008
95 — Nathan Dunn, LSU (66 games) . . . . .	1996
93 — Mike Fontenot, LSU (69 games) . . . . .	2000
90 — Mark Kiger, Florida (65 games) . . . . .	2002
88 — Brett Elbin, Alabama (54 games) . . . . .	1983
87 — Drew Meyer, South Carolina (75 games) . . . . .	2002
87 — Roberto Vaz, Alabama (63 games) . . . . .	1997

87 — Eric Hinske, Arkansas (56 games) . . . . .	1997
87 — Rafael Palmeiro, Miss. State (61 games) . . . . .	1984
86 — Brad Wilkerson, Florida (64 games) . . . . .	1998
86 — David Tidwell, Alabama (69 games) . . . . .	1997
86 — Matt Erickson, Arkansas (56 games) . . . . .	1997
86 — Todd Helton, Tennessee (69 games) . . . . .	1995
85 — G.W. Keller, Alabama (69 games) . . . . .	1999
85 — David Eckstein, Florida (64 games) . . . . .	1997
85 — Todd Walker, LSU (71 games) . . . . .	1993
85 — Eddy Furniss, LSU (67 games) . . . . .	1998
85 — Kramer Robertson, LSU (72 games) . . . . .	2017
83 — Gabe Gross, Auburn (61 games) . . . . .	2000
83 — Ryan Lundquist, Arkansas (56 games) . . . . .	1997
83 — Russ Johnson, LSU (71 games) . . . . .	1993

## Career

270 — Jason Williams, LSU (266 games) . . . . .	1993-96
261 — Eddy Furniss, LSU (265 games) . . . . .	1995-98
260 — Blair Barbier, LSU (259 games) . . . . .	1997-00
244 — Jeremy Brown, Alabama (251 games) . . . . .	1999-02
241 — Ryan Lundquist, Arkansas (232 games) . . . . .	1996-99
240 — Mark Ellis, Florida (224 games) . . . . .	1996-99
239 — Brad Wilkerson, Florida (195 games) . . . . .	1996-98
234 — Todd Walker, LSU (203 games) . . . . .	1992-94
233 — Brent Boyd, Alabama (242 games) . . . . .	1999-02
232 — Taylor Dugas, Alabama (241 games) . . . . .	2009-12
232 — Mailon Kent, Auburn (216 games) . . . . .	1998-01
232 — Dan Van Cleve, Miss. State (219 games) . . . . .	1982-85
227 — Burke Masters, Miss. State (251 games) . . . . .	1987-90
224 — Chris Burke, Tennessee (186 games) . . . . .	1999-01
224 — Rafael Palmeiro, Miss. State (183 games) . . . . .	1983-85
223 — Blake Dean, LSU (258 games) . . . . .	2007-10
223 — Derick Urquhart, South Carolina (217 games) . . . . .	1995-98
223 — Nick Morrow, Vanderbilt (219 games) . . . . .	1991-94
222 — Andy Phillips, Alabama (244 games) . . . . .	1996-99
222 — David Eckstein, Florida (199 games) . . . . .	1994-97
221 — Travis Chapman, Miss. State (248 games) . . . . .	1997-00
220 — Matt den Dekker, Florida (234 games) . . . . .	2007-10
219 — Richard Lee, Miss. State (248 games) . . . . .	1995-98
216 — Russ Johnson, LSU (200 games) . . . . .	1992-94
215 — Mike Curry, South Carolina (172 games) . . . . .	1996-98
214 — G.W. Keller, Alabama (201 games) . . . . .	1997-99
212 — Mark Kiger, Florida (180 games) . . . . .	2000-02
212 — Drew Meyer, South Carolina (209 games) . . . . .	2000-02
212 — Jack Welsh, Arkansas (22 games) . . . . .	1997-00

## Total Bases

### Inning

8 — Blake Dean, LSU vs. Tulane (2 HR) . . . . .	2009
8 — Ryan Schimpf, LSU vs. Tulane (2 HR) . . . . .	2009
8 — Kavin Mellilo, South Carolina vs. Charleston Southern (2HR) . . . . .	2004
8 — Garris Gonce, South Carolina vs. Ole Miss (2 HR) . . . . .	2002
8 — Matt Goss, Florida vs. Ole Miss (2 HR) . . . . .	2002
8 — Ryan Shealy, Florida vs. Ole Miss (2 HR) . . . . .	2002
8 — Mike Dezenzo, South Carolina vs. Charleston Southern (2 HR) . . . . .	1993
8 — Frank Velleggia, Alabama vs. Columbus (2 HR) . . . . .	1983
8 — Allen Trammell, Florida vs. Kentucky (HR, 2 2B) . . . . .	1965

### Game

18 — JJ Schwarz, Florida vs. Stetson . . . . .	2015
16 — Bill Sandry, Kentucky vs. Eastern Kentucky . . . . .	1982
16 — Eddy Furniss, LSU vs. Auburn . . . . .	1998
15 — Ryan Duffy, Mississippi State vs. Jackson State . . . . .	2010
15 — Ryan Lundquist, Arkansas vs. Central Missouri State . . . . .	1997
14 — 16 times (Last: Connor Kaiser, Vanderbilt vs. Clemson) . . . . .	2018

### Season

250 — Brandon Larson, LSU (69 games) . . . . .	1997
221 — Gordon Beckham, Georgia (71 games) . . . . .	2008
221 — Chris Burke, Tennessee (67 games) . . . . .	2001
217 — Brad Cresse, LSU (69 games) . . . . .	2000
215 — Yaron Peters, South Carolina (75 games) . . . . .	2002
214 — Todd Walker, LSU (71 games) . . . . .	1993
212 — Eddy Furniss, LSU (67 games) . . . . .	1998
209 — Rafael Palmeiro, Miss. State (61 games) . . . . .	1984
203 — Andy Phillips, Alabama (64 games) . . . . .	1999
203 — Jeff Abbott, Kentucky (55 games) . . . . .	1994
202 — Hunter Morris, Auburn (64 games) . . . . .	2010
203 — Roberto Vaz, Alabama (63 games) . . . . .	1997
201 — Wes Grisham, LSU (72 games) . . . . .	1989

201 — Brent Rooker, Mississippi State (67 games) . . . . .	2017
200 — Todd Helton, Tennessee (69 games) . . . . .	1995
198 — Todd Faulkner, Auburn (61 games) . . . . .	2000
191 — Will Clark, Miss. State (65 games) . . . . .	1985
190 — Ryan Lundquist, Arkansas (56 games) . . . . .	1997
190 — Eddy Furniss, LSU (66 games) . . . . .	1996
188 — Joey Side, Georgia (70 games) . . . . .	2006
186 — Pedro Alvarez, Vanderbilt (67 games) . . . . .	2007
186 — Ryan Shealy, Florida (65 games) . . . . .	2002
185 — Matt LaPorta, Florida (70 games) . . . . .	2005
185 — Tommy Raffo, Miss. State (68 games) . . . . .	1989
184 — Mike Koerner, LSU (69 games) . . . . .	1997
183 — Tim Hudson, Auburn (66 games) . . . . .	1997

## Career

689 — Eddy Furniss, LSU (265 games) . . . . .	1995-98
596 — Preston Tucker, Florida (265 games) . . . . .	2009-12
590 — Andy Phillips, Alabama (244 games) . . . . .	1996-99
575 — Blake Dean, LSU (258 games) . . . . .	2007-10
557 — Todd Walker, LSU (203 games) . . . . .	1992-94
556 — Brad Cresse, LSU (236 games) . . . . .	1997-00
544 — Richard Lee, Miss. State (248 games) . . . . .	1995-98
538 — Ryan Lundquist, Arkansas (232 games) . . . . .	1996-99
532 — Todd Faulkner, Auburn (216 games) . . . . .	1998-01
530 — Rafael Palmeiro, Miss. State (183 games) . . . . .	1983-85
522 — Danny Hamblin, Arkansas (246 games) . . . . .	2004-07
517 — Blair Barbier, LSU (259 games) . . . . .	1997-00
515 — Dominic de la Osa, Vanderbilt (243 games) . . . . .	2005-08
514 — J.R. Showalter, Georgia (190 games) . . . . .	1988-90
511 — Jeremy Brown, Alabama (251 games) . . . . .	1999-02
510 — Ryan Patterson, LSU (190 games) . . . . .	2003-05
509 — G.W. Keller, Alabama (201 games) . . . . .	1997-99
500 — Mark Ellis, Florida (174 games) . . . . .	1996-99

## Stolen Bases

### Game

6 — Clay Greene, Tennessee vs. Middle Tennessee . . . . .	1997
6 — Tom Moore, Florida vs. Georgia . . . . .	1962
5 — Scott Bridges, Arkansas vs. Louisiana Tech . . . . .	2005
5 — Boomer Whipple, Vanderbilt vs. W. Kentucky . . . . .	1994
5 — Mike Carlsen, Tennessee vs. Carson-Newman . . . . .	1990
5 — Chris Estep, Kentucky vs. Youngstown State . . . . .	1988
5 — Ted Williams, Alabama vs. Samford . . . . .	1986
5 — Joey Cora, Vanderbilt vs. David Lipscomb . . . . .	1985
5 — Mike Summerlin, Ole Miss vs. Alabama . . . . .	1981
5 — Jimmy Conn, Vanderbilt vs. Belmont . . . . .	1971
5 — Chuck Bancroft, Alabama vs. Vanderbilt . . . . .	1956
5 — Les Shumake, Ole Miss vs. Auburn . . . . .	1952
5 — Ronnie Deans, Florida vs. Delaware State . . . . .	1950

### Season

67 — Brian Roberts, South Carolina (58 games) . . . . .	1999
58 — Stevie Daniel, Tennessee (63 games) . . . . .	2000
59 — Mike Curry, South Carolina (62 games) . . . . .	1998
56 — Chris Burke, Tennessee (63 games) . . . . .	2000
55 — Chad Green, Kentucky (59 games) . . . . .	1996
54 — Clay Greene, Tennessee (59 games) . . . . .	1997
54 — Chad Green, Kentucky (60 games) . . . . .	1995
53 — Mike Basse, Tennessee (59 games) . . . . .	1989
51 — Bob Schabes, Vanderbilt (54 games) . . . . .	1989
50 — David Fowke, Alabama (57 games) . . . . .	1981
49 — Chris Burke, Tennessee (67 games) . . . . .	2001
49 — Mike Basse, Tennessee (60 games) . . . . .	1991
46 — Stevie Daniel, Tennessee (67 games) . . . . .	2001
46 — Vee Hightower, Vanderbilt (56 games) . . . . .	1993
44 — Ted Williams, Alabama (63 games) . . . . .	1986
43 — Mike Basse, Tennessee (46 games) . . . . .	1990
42 — G.W. Keller, Alabama (69 games) . . . . .	1999
42 — Mike Curry, South Carolina (53 games) . . . . .	1997
42 — Rob Hartwig, LSU (67 games) . . . . .	1987
42 — Nick Belmonte, Florida (48 games) . . . . .	1976

## Career

145 — Mike Basse, Tennessee (165 games) . . . . .	1989-91
134 — Stevie Daniel, Tennessee (184 games) . . . . .	1999-01
126 — Chad Green, Kentucky (169 games) . . . . .	1994-96
124 — Chris Burke, Tennessee (186 games) . . . . .	1999-01
122 — Mike Curry, South Carolina (172 games) . . . . .	1996-98
103 — Brian Duva, Florida (240 games) . . . . .	1991-94
96 — Charles DeFrance, Vanderbilt (150 games) . . . . .	1980-82
95 — Kenderick Moore, Arkansas (252 games) . . . . .	1992-96



# RECORDS

93 — David Eckstein, Florida (199 games) . . . . .	1994-97
91 — Vee Hightower, Vanderbilt (138 games) . . . . .	1991-93
91 — Billy Henderson, Georgia (109 games) . . . . .	1947-50
90 — Mailon Kent, Auburn (232 games) . . . . .	1998-01
88 — Stevie Daniel, Tennessee (117 games) . . . . .	1999-00
87 — Clay Greene, Tennessee (114 games) . . . . .	1996-97
84 — Joey Cora, Vanderbilt (142 games) . . . . .	1983-85
79 — Mike Kelley, Miss. State (190 games) . . . . .	1976-79
79 — Curt Cope, Auburn (Games n/a) . . . . .	1973-76
78 — Mark Gugino, South Carolina (161 games) . . . . .	1992-94
77 — Emeel Salem, Alabama (222 games) . . . . .	2004-07
75 — Dave Majeski, Florida (242 games) . . . . .	1989-92

## Walks

### Season

85 — Brad Wilkerson, Florida (64 games) . . . . .	1998
78 — Brian Reimsnyder, Florida (66 games) . . . . .	1989
77 — Andy Galy, LSU (68 games) . . . . .	1987
76 — Brad Wilkerson, Florida (67 games) . . . . .	1996
72 — Eddy Furniss, LSU (67 games) . . . . .	1998
69 — Jeremy Brown, Alabama (66 games) . . . . .	2002
69 — Jody Hurst, Miss. State (66 games) . . . . .	1989
67 — Russ Johnson, LSU (71 games) . . . . .	1993
67 — Russ Johnson, LSU (66 games) . . . . .	1994
66 — Brett Elbin, Alabama (54 games) . . . . .	1983
66 — Albie Scoggins, Florida (60 games) . . . . .	1982
66 — Mark Gillaspie, Miss. State (63 games) . . . . .	1981
64 — Armando Rios, LSU (70 games) . . . . .	1993
63 — Vee Hightower, Vanderbilt . . . . .	1993
63 — Chase Headley, Tennessee (67 games) . . . . .	2005
63 — Jason Burkley, Miss. State (60 games) . . . . .	2001
63 — Brad Wilkerson, Florida (64 games) . . . . .	1997
62 — Brent Killen, Florida (63 games) . . . . .	1992
62 — Mike Bianco, LSU (72 games) . . . . .	1989
61 — Todd Helton, Tennessee (70 games) . . . . .	1995
60 — Jonathan India, Florida (68 games) . . . . .	2018
60 — Mark Kiger, Florida (65 games) . . . . .	2002
60 — Brian Johnson, Georgia (57 games) . . . . .	1995
60 — Craig Cala, LSU (72 games) . . . . .	1989

### Career

224 — Brad Wilkerson, Florida (195 games) . . . . .	1996-98
207 — Jeremy Brown, Alabama (251 games) . . . . .	1999-02
191 — Eddy Furniss, LSU . . . . .	1995-98
175 — Mike Stanley, Florida (217 games) . . . . .	1982-85
164 — Brad Winkler, Mississippi State . . . . .	1980-83
163 — Tracy Echols, Miss. State (237 games) . . . . .	1986-87, 89-90
160 — Jeff Leatherman, Auburn . . . . .	1988-91
157 — Kris Edge, Georgia (209 games) . . . . .	1999-02
156 — Tim Thomas, Arkansas . . . . .	1989-91
153 — Nolan Fontana, Florida (200 games) . . . . .	2010-12
153 — Jake Dugger, Arkansas (239 games) . . . . .	2004-07
153 — Frank Thomas, Auburn . . . . .	1987-89
152 — Mark Kiger, Florida (180 games) . . . . .	2000-02
151 — Taylor Dugas, Alabama (241 games) . . . . .	2009-12
151 — Justin Smoak, South Carolina (195 games) . . . . .	2006-08
149 — Jeff Parnell, South Carolina . . . . .	1990-93
147 — Todd Helton, Tennessee . . . . .	1993-95
147 — Barry Winford, Miss. State (214 games) . . . . .	1986-89
146 — Steve Chandler, Vanderbilt . . . . .	1974-77
145 — Gabe Gross, Auburn . . . . .	1999-01
143 — Dave Van Cleve, Miss. State (219 games) . . . . .	1981-85

## Pitching

## Victories

### Season

18 — Jeff Brantley, Miss. State (18-2) . . . . .	1985
17 — Kip Bouknight, South Carolina (17-1) . . . . .	2000
17 — Paul Byrd, LSU (17-6) . . . . .	1990
16 — Jeff Gidcumb, Florida (16-7) . . . . .	1988
16 — Ryan Halla, Auburn (16-3) . . . . .	1995
15 — Luke Hochevar, Tennessee (15-3) . . . . .	2005
15 — David Marchbanks, South Carolina (15-3) . . . . .	2003
15 — Brian Tallet, LSU (15-3) . . . . .	2000
15 — R. A. Dickey, Tennessee (15-2) . . . . .	1994
15 — John Powell, Auburn (15-5) . . . . .	1993
15 — Bobby Reed, Miss. State (15-4) . . . . .	1990
15 — Curtis Leskanic, LSU (15-2) . . . . .	1989
15 — Tim Hudson, Auburn (15-2) . . . . .	1997
15 — Q.V. Lowe, Auburn (15-1) . . . . .	1967

### Career

45 — Kip Bouknight, South Carolina (45-12) . . . . .	1998-01
45 — Jeff Brantley, Miss. State (45-12) . . . . .	1982-85
43 — John Powell, Auburn (43-20) . . . . .	1990-94
39 — Ryan Halla, Auburn (34-16) . . . . .	1993-96
38 — Scott Schultz, LSU (38-12) . . . . .	1992-95
38 — R.A. Dickey, Tennessee (38-10) . . . . .	1994-96
37 — Hayden Gliemmo, Auburn (37-12) . . . . .	1998-01
36 — Lane Mestepey, LSU (36-20) . . . . .	2001-05
35 — Bobby Reed, Miss. State (35-7) . . . . .	1987-90
35 — Aaron Rawl, South Carolina (35-15) . . . . .	2002-05
34 — Blake Cooper, South Carolina (34-14) . . . . .	2007-10
34 — Ryan Halla, Auburn (34-12) . . . . .	1993-96
33 — Stan Loewer, LSU (33-14) . . . . .	1984-87
31 — David Marchbanks, South Carolina (31-8) . . . . .	2001-03
31 — Lance Cormier, Alabama (31-6) . . . . .	1999-02
31 — Marc Valdes, Florida (31-13) . . . . .	1991-93
31 — Paul Byrd, LSU (31-11) . . . . .	1989-91
31 — Derek Lilliquist, Georgia (31-12) . . . . .	1985-87
31 — Joe Beckwith, Auburn (31-15) . . . . .	1974-77

## Earned Run Average

### Season (min. 40 innings pitched)

0.21 — Rick Farizo, LSU (1 run - 41.2 innings) . . . . .	1970
0.51 — Jeff Keener, Kentucky (4 runs - 71.0 innings) . . . . .	1981
0.63 — Dennis Hall, Miss. State (4 runs - 57.0 innings) . . . . .	1970
0.68 — Frank Montgomery, Miss. State (7 runs - 92.0 innings) . . . . .	1962

### Career (min. 160 innings pitched)

1.68 — Jeff Peebles, Vanderbilt . . . . .	1970-73
1.69 — Q.V. Lowe, Auburn (40 runs - 213.0 innings) . . . . .	1966-67
1.71 — Frank Montgomery, Miss. State (34 runs - 171.1 innings) . . . . .	1961-63
1.71 — Larry Williams, Ole Miss (34 runs - 170.1 innings) . . . . .	1957-60
1.77 — Joe Overton, Auburn . . . . .	1962-63
1.79 — Frank Montgomery, Miss. State (34 runs - 171.1 innings) . . . . .	1961-63
1.81 — Michael Roth, South Carolina (75 runs - 354.1 innings) . . . . .	2009-12
1.82 — Allen Smith, LSU (48 runs - 237.1 innings) . . . . .	1960-62
1.85 — Jimmy Lee, Tennessee (42 runs - 204.0 innings) . . . . .	1968-70

## Innings Pitched

### Game

14.2 — Jackie Glover, Alabama vs. Miss. State . . . . .	1969
14.0 — James Carroll, Miss. State vs. Alabama . . . . .	1966

### Season

164.0 — Jamie Bennett, Tennessee (11-5, 4.12 ERA) . . . . .	1999
160.1 — Dave Fleming, Georgia (12-6, 2.86 ERA) . . . . .	1990
159.2 — R.A. Dickey, Tennessee (14-4, 4.28 ERA) . . . . .	1995
152.1 — Ben McDonald, LSU (14-4, 3.49 ERA) . . . . .	1989
151.2 — Jeff Gidcumb, Florida (16-7, 3.20 ERA) . . . . .	1988
149.2 — Jamie Bennett, Tennessee (10-4, 2.71 ERA) . . . . .	2000
147.0 — R. A. Dickey, Tennessee (15-2, 3.00 ERA) . . . . .	1994
147.0 — Brian Powell, Georgia (8-4, 3.61 ERA) . . . . .	1995
146.2 — Ryan Halla, Auburn (16-3, 3.07 ERA) . . . . .	1995
145.2 — Jeff Brantley, Miss. State (18-2, 2.29 ERA) . . . . .	1985
145.0 — Michael Roth, South Carolina (14-3, 1.06 ERA) . . . . .	2011
145.0 — Mike Siroka, LSU (12-6, 1.99 ERA) . . . . .	1993
145.0 — Don Mundie, Miss. State (14-5, 3.60 ERA) . . . . .	1981

### Career

482.0 — Kip Bouknight, South Carolina (45-12) . . . . .	1998-01
---	---------

480.0 — Lane Mestepey, LSU (36-20) . . . . .	2001-05
477.0 — John Powell, Auburn (43-20) . . . . .	1990-94
434.0 — R.A. Dickey, Tennessee (38-10) . . . . .	1994-96
427.0 — Jeff Brantley, Miss. State (45-12) . . . . .	1982-85
416.2 — Jared Poche', LSU (39-13) . . . . .	2014-17
400.0 — Ryan Halla, Auburn (39-16) . . . . .	1993-96
398.0 — Scott Schultz, LSU (38-12) . . . . .	1992-95
394.2 — Marc Valdes, Florida (31-13) . . . . .	1991-93
384.2 — Lance Cormier, Alabama(31-16) . . . . .	1999-02
383.1 — Charlie Boyce, Arkansas (30-21) . . . . .	2003-06
383.0 — Craig Cobb, Tennessee . . . . .	2004-07
377.0 — Blake Cooper, South Carolina (34-14) . . . . .	2007-10
372.0 — Mike Sirotko, LSU (30-11) . . . . .	1990-93
370.0 — Aaron Rawl, South Carolina (35-15) . . . . .	2002-05
369.2 — Levale Speigner, Auburn . . . . .	2000-03
366.2 — John Hill, Georgia (24-28) . . . . .	1991-94
366.0 — Dave Fleming, Georgia (29-17) . . . . .	1988-90
365.2 — Rob Bonanno, Florida (28-12) . . . . .	1991-94
364.2 — Eric DuBose, Miss. State (27-12) . . . . .	1995-97
359.0 — Hayden Glemmo, Auburn (37-12) . . . . .	1998-01
357.2 — Brian Powell, Georgia (19-14) . . . . .	1993-95
355.1 — James Adkins, Tennessee . . . . .	2005-07
354.1 — Michael Roth, South Carolina (26-6) . . . . .	2009-12
350.0 — Alex Lange, LSU (30-9) . . . . .	2014-17
345.1 — Arnold Hughey, Auburn (22-17) . . . . .	2002-05
344.0 — Stan Loewer, LSU (33-14) . . . . .	1984-87

## Consecutive Scoreless Innings

<b>Season</b>	
47.2 — Todd Helton, Tennessee vs. 26 teams . . . . .	1994
44.2 — Ben McDonald, LSU vs. TCU, Mercer, Oklahoma State, Southern, Tennessee, Florida, St. John's, Kentucky . . . . .	1989
37.0 — Jeff Peebles, Vanderbilt vs. Tennessee, Auburn, Georgia, Florida, Alabama . . . . .	1973

## Fewest Hits\*

### Perfect Games

Eric Brandon, Auburn vs. Murray State (9-0) (9 innings) . . . . .	2002
Jason Johnson, Auburn vs. LaGrange (14-0) (7 innings) . . . . .	1991
Don Woeltjen, Georgia vs. Georgia Tech (5-0) (9 innings) . . . . .	1963
Bruce Baudier, LSU vs. Alabama (2-0)(7 innings) . . . . .	1967
J.T. Peatross, Miss. State vs. Miss. College (1-0) . . . . .	1918
Willie Mitchell, Miss. State vs. LSU (1-0) . . . . .	1909
Fred Sale, Georgia vs. Virginia (4-0) (9 innings) . . . . .	1923

### No-Hitters

Casey Mize, Auburn vs. Northeastern (9 innings, 6-0) . . . . .	2018
Kyle Simonds, Texas A&M vs. Vanderbilt (9 innings, 3-0) . . . . .	2016
Jonathan Crawford, Florida vs. Bethune-Cookman (9 innings, 4-0, NCAAs) . . . . .	2012
Jeffery Terrell, Tennessee vs. Bowling Green (9 innings), 5-0 . . . . .	2002
Richie Nye, Arkansas vs. Iowa State (9 innings, 14-0) . . . . .	1996
Todd Abbott, Arkansas vs. Vanderbilt (9 innings, 6-0) . . . . .	1994
Brian Powell, Georgia vs. E. Kentucky (9 innings, 9-0) . . . . .	1994
John Burke, Florida vs. Furman (9 innings, 2-0) . . . . .	1991
Bob Dillon, Tennessee vs. Kentucky (7 innings, 11-0) . . . . .	1990
Mike Rebhan, Georgia vs. W. Carolina (9 inn., 1-0) . . . . .	1989
Gene Morgan, Miss. State vs. Hawaii-Hilo (9 innings, 2-0) . . . . .	1985
Vince Barantine vs. Alabama vs. Auburn (7 innings, 2-0) . . . . .	1981
Bobby Landry, LSU vs. Southern Miss (7 innings, 1-0) . . . . .	1979
Pete Teixiera, Florida vs. Kentucky (7 innings, 1-0) . . . . .	1978
Jim Gaylor, Tennessee vs. Tennessee Tech (7 innings, 4-0) . . . . .	1976
Rick Honeycutt, Tennessee vs. Georgia (7 innings, 1-0) . . . . .	1976
Joe O'Brien, Tennessee vs. Georgia (7 innings, 3-0) . . . . .	1973
John Bowling, Kentucky vs. Georgia (3-0) . . . . .	1974
Ernie Vincent, Georgia vs. Vanderbilt (7 innings, 6-0) . . . . .	1973
Mike Newman, Florida vs. Florida Southern (9 innings, 1-0) . . . . .	1973
Randy Wiles, LSU vs. Rice (7 innings, 3-0) . . . . .	1972
Jerry Thompson, Miss. State vs. Ill.-Weslyan . . . . .	1971
Doug Wessel, Vanderbilt vs. Louisville . . . . .	1971
Doug Wessel, Vanderbilt vs. Belmont . . . . .	1971
Gene Henderson, Miss. State vs. Arkansas . . . . .	1970
Buddy Copeland, Georgia vs. Vanderbilt (9 innings, 1-0) . . . . .	1967
Van Quigley, LSU vs. Tulane (7 innings, 1-0) . . . . .	1966
Russ Johnson, Ole Miss vs. Miss. State (9 innings, 5-0) . . . . .	1966
Grady Elmore, Alabama vs. Southern Miss (7 innings, 6-0) . . . . .	1965

Robert Earl Siedell, Ole Miss vs. Alabama (7 innings, 1-0) . . . . .	1962
Fred Southerland, LSU vs. Tulane (9 innings, 2-0) . . . . .	1962
Joe Beckwith, Auburn vs. Houston (7 innings, 5-0) . . . . .	1976
Mike Howell, Kentucky vs. Centrel (7-0) . . . . .	1960
Jerry Sharp, Kentucky vs. Tennessee (6-2) . . . . .	1959
Cecil Buford, Ole Miss vs. Vanderbilt (7 innings, 3-0) . . . . .	1956
Bob Adams, Florida vs. North Carolina (7 innings, 6-0) . . . . .	1949
Eddie Owcar, Alabama vs. Ole Miss (8-0) . . . . .	1942
Sisler Johnson, Ole Miss vs. Miss College (9 innings, 8-0) . . . . .	1940
Webb Burke, Ole Miss vs. James Millikin (12-0) . . . . .	1926
Pat Lippett, Georgia vs. Pittsburgh (6-0) . . . . .	1920
Tom Philpot, Georgia vs. Georgia Tech (8-0) . . . . .	1919
Will Sanford, Georgia vs. Penn (4-0) . . . . .	1897

\*Perfect games and no-hitters listed are only those which were also complete games for the pitcher of record.

### Season (Hits x 9/Innings Pitched)

3.51 — Brian Senn, Auburn (52 hits - 55 innings) . . . . .	1991
3.74 — Jacob Lindgren, Mississippi State (23 hits - 55.1 innings) . . . . .	2014
3.93 — Jeff Keener, Kentucky (31 hits - 71 innings) . . . . .	1981
4.07 — Fred Southerland, LSU (25 hits - 55.1 innings) . . . . .	1962
4.20 — Jimmy Biggart, Florida (23 hits - 49.1 innings) . . . . .	1962
4.56 — Buddy Wittichen (25 hits - 49.1 innings) . . . . .	1957
4.69 — Jimmy Lee, Tennessee (33 hits - 63.1 innings) . . . . .	1969

### Career (Hits x 9/Innings Pitched)

3.94 — Chuck Fore, Georgia (67 hits - 153 innings) . . . . .	1976-77
5.11 — Jeff Keener, Kentucky (84 hits - 148 innings) . . . . .	1980-81
5.33 — Barry Manuel, LSU (80 hits - 135 innings) . . . . .	1985-87
5.51 — Buddy Wittichen (100 hits - 163.1 innings) . . . . .	1954-57
5.54 — Larry Williams, Ole Miss (120 hits - 195 innngs) . . . . .	1958-60
5.84 — Guy Hollingsworth, LSU (104 hits - 160.1 innings) . . . . .	1972-75
5.61 — Q.V. Lowe, Auburn (86 hits - 138 innings) . . . . .	1966-67

## Fewest Walks

### Season (Walks x 9/Innings Pitched)

0.48 — Jarrett Gardner, Arkansas (5 walks - 93.1 innings) . . . . .	2003
0.54 — George Reed, Florida (3 walks - 50.0 innings) . . . . .	1951
0.58 — Chris Cotton, LSU (3 walks, 46.2 innings) . . . . .	2013
0.70 — Aaron Nola, LSU (7 walks - 89.2 innings) . . . . .	2012
0.71 — Tommy Boss, Florida (6 walks - 76.1 innings) . . . . .	2004
0.80 — Reggie McClain, Missouri (9 walks - 101.0 innings) . . . . .	2016
0.85 — Bobby Poyner, Florida (6 walks - 63.1 innings) . . . . .	2015
0.85 — Connor Falkenbach, Florida (12 walks - 126.2 innings) . . . . .	2004
0.88 — Tucker Hawley, Alabama (4 walks - 40.2 innings) . . . . .	2010
0.94 — Hudson Randall, Florida (13 walks - 124.1 innings) . . . . .	2011
0.91 — Michael Palazzone, Georgia (11 walks - 120.1 innings) . . . . .	2011
0.92 —Garrett Stallings, Tennessee (8 walks - 78.2 innings) . . . . .	2-18
0.95 — Jared Shore, Auburn (7 walks, 66.1 innings) . . . . .	2005
0.96 — Hudson Randall, Florida (10 walks, 94.0 innings) . . . . .	2012
0.98 — Danny Wheeler, Florida (6 walks - 55 innings) . . . . .	1996
1.02 — Jack Wynkoop, South Carolina (10 walks - 88.0 innings) . . . . .	2014
1.07 — Tanner Houck, Missouri (12 walks - 100.2 innings) . . . . .	2015
1.07 — Matty Ott, LSU (6 walks - 50.1 innings) . . . . .	2009
1.08 — Lane Mestepey, LSU (17 walks - 141.2 innings) . . . . .	2002
1.09 — Archie White, Ole Miss (4 walks - 33.0 innings) . . . . .	1955
1.10 — Matt Kent, Texas A&M (12 walks - 98.0 innings) . . . . .	2015
1.11 — Glen Pickren, Florida (12 walks - 97.1 innings) . . . . .	1968
1.14 — Scott Hasler, Ole Miss (9 walks - 71.1innings) . . . . .	1966
1.16 — Chris Morrison, Auburn (15 walks - 116.2 innings) . . . . .	1995
1.19 — Randy Coleman, Ole Miss (8 walks- 60.1 innings) . . . . .	1980
1.20 — Jack Wynkoop, South Carolina (14 walks - 104.2 innings) . . . . .	2015
1.21 — Jordan Montgomery, South Carolina (10 walks-74.2 innings) . . . . .	2012
Steven Register, Auburn (7 walks - 52.0 innings) . . . . .	2003
1.22 — Brandon Moore, Arkansas (11 walks, 8. innings) . . . . .	2012
1.23 — Nolan Belcher, South Carolina (16 walks - 117.0 innings) . . . . .	2013
1.23 — Connor Falkenbach, Florida (8 walks - 58.1 innings) . . . . .	2003
1.24 — Olin Briscoe, Ole Miss (11 walks - 79.2 innings) . . . . .	1951
1.25 — Aaron Rawl, South Carolina (17 walks - 122 innings pitched) . . . . .	2004

### Career (Walks x 9/Innings Pitched)

1.00 — Jared Sjore, Auburn (10 walks, 89.2 innings) . . . . .	2004-05
1.098 — Matt Kent, Texas A&M (22 walks, 180.1 innings) . . . . .	2013-15
1.113 — Chris Cotton, LSU (16 walks, 127.1 innings) . . . . .	2010-13
1.248 — Connor Falkenbach, Florida (41 walks - 295.2 innings) . . . . .	2002-05
1.254 — Hudson Randall, Florida (44 walks - 315.2 innings) . . . . .	2010-12
1.30 — Tommy Boss, Florida (38 walks - 263.1 innings) . . . . .	2002-05
1.35 — Bobby Poyner, Florida (27 walks - 180.0 innings) . . . . .	2012-15
1.44 — Jarrett Gardner, Arkansas (26 walks - 162.1 innings) . . . . .	2002-03
1.55 — Scott Hasler (24 walks - 139.2 innings) . . . . .	1965-67



# RECORDS

1.65 — Darren O'Day, Florida (41 walks - 223.2 innings) . . . . .	2003-06
1.69 — Jason Determann, LSU (40 walks - 213 innings) . . . . .	2002-25
1.74 — Brian Johnson, Florida (47 walks - 243.1 innings) . . . . .	2010-12
1.74 — Glen Pickren, Florida (46 walks - 237.1 innings) . . . . .	1968-70
1.81 — Anthony DeSclafani, Florida (30 walks - 149.1 innings) . . . . .	2009-11
1.84 — Jeff Barfield, Florida (17 walks - 83.1 innings) . . . . .	2007-10
Brandon Moore, Arkansas (31 walks, 5.2 innings) . . . . .	2011-Present
1.85 — Brantley Jones, Miss. State (53 walks - 257.0 innings) . . . . .	1967-70
1.87 — Johnny Magliozzi, Florida (21 walks - 101.1 innings) . . . . .	2012-13
1.89 — Stephen Locke, Florida (52 walks - 247.1 innings) . . . . .	2005-09
1.91 — Alex Panteliodis, Florida (48 walks - 226.2 innings) . . . . .	2009-11
1.92 — Bruce Baudier, LSU (26 walks - 122 innings) . . . . .	1966-67
1.98 — Chris Morrison, Auburn (49 walks - 222.1 innings) . . . . .	1994-95

## Strikeouts

### Game

24 — Butch Mixon, LSU vs. SW Louisiana . . . . .	1959
23 — Doug Wessel, Vanderbilt vs. UTC (16-0/9 innings) . . . . .	1970
22 — Doug Wessel, Vanderbilt vs. Kentucky (3-4/11 innings) . . . . .	1971

### Season

202 — Ben McDonald, LSU (152.1 innings) . . . . .	1989
194 — David Price, Vanderbilt (133.1 innings) . . . . .	2007
191 — John Powell, Auburn (141.0 innings) . . . . .	1993
190 — Derek Lilliquist, Georgia (136.2 innings) . . . . .	1987
174 — Eric DuBose, Miss. State (133.1 innings) . . . . .	1996
167 — Carson Fulmer, Vanderbilt (127.2 innings) . . . . .	2015
165 — Tim Hudson, Auburn (118.1 innings) . . . . .	1997
163 — Dave Fleming, Georgia (160.1 innings) . . . . .	1990
159 — Anthony Ranaudo, LSU (124.1 innings) . . . . .	2009
158 — Doug Thompson, LSU (124.1 innings) . . . . .	1997
157 — Alex Faedo, Florida (123.2 innings) . . . . .	2017
157 — Kurt Ainsworth, LSU (130.1 innings) . . . . .	1999
156 — Casey Mize, Auburn (114.2 innings) . . . . .	2018
156 — Eddie Yarnall, LSU (124.2 innings) . . . . .	1996
156 — Russell Springer, LSU (119.0 innings) . . . . .	1988
155 — David Price, Vanderbilt (110.1 innings) . . . . .	2006
155 — David Walling, Arkansas (121.1 innings) . . . . .	1999
154 — Luke Hochevar, Tennessee (139.2) . . . . .	2005
150 — Alex Lange, LSU (124.1 innings) . . . . .	2017
150 — Scott Schultz, LSU (117.0 innings) . . . . .	1995
148 — Ryan Halla, Auburn (146.2 innings) . . . . .	1995
148 — Rob Bonanno, Florida (135.1 innings) . . . . .	1994
146 — Lance Lynn, Ole Miss (123.1 innings) . . . . .	2007
145 — Nick Schmidt, Arkansas (166.2 innings) . . . . .	2006
145 — Matt Campbell, South Carolina (124.0 innings) . . . . .	2004
145 — Eric DuBose, Miss. State (118.2 innings) . . . . .	1997
145 — B.J. Wallace, Miss. State (127.1 innings) . . . . .	1992
145 — Willard Nixon, Auburn (IP n/a) . . . . .	1948

### Career

602 — John Powell, Auburn (477.0 innings) . . . . .	1990-94
457 — Kip Bouknight, South Carolina (482 innings) . . . . .	1998-01
441 — David Price, Vanderbilt (313 innings) . . . . .	2005-07
428 — Eric DuBose, Miss. State (364.2 innings) . . . . .	1995-97
409 — Scott Schultz, LSU (398.0 innings) . . . . .	1992-95
392 — Ryan Halla, Auburn (400.0 innings) . . . . .	1993-96
392 — Rob Bonanno, Florida (365.2 innings) . . . . .	1991-94
387 — Derek Lilliquist, Georgia (316.0 innings) . . . . .	1985-87
380 — James Adkins, Tennessee (355.1 innings) . . . . .	2005-07
373 — Ben McDonald, LSU (308.2 innings) . . . . .	1987-89
364 — Jeff Brantley, Miss. State (427.0 innings) . . . . .	1982-85
352 — Brian Powell, Georgia (357.2 innings) . . . . .	1993-95
351 — Marc Valdes, Florida (394.2 innings) . . . . .	1991-93
350 — Mike Willis, Vanderbilt (308.0 innings) . . . . .	1969-72
349 — Alex Faedo, Florida (289.2 innings) . . . . .	2015-17

## Saves

### Season

21 — Jonathan Holder, Miss. State . . . . .	2013
21 — Blake Taylor, South Carolina . . . . .	2002
20 — Matt Price, South Carolina . . . . .	2011
20 — Chad Blackwell, South Carolina . . . . .	2004
19 — Lee Gronkiewicz, South Carolina . . . . .	2001
19 — Finley Woodward, Auburn . . . . .	1995
19 — Michael Byrne, Florida . . . . .	2017
18 — Tyler Maloof, Georgia . . . . .	2011
18 — Joshua Fields, Georgia . . . . .	2008
17 — Tyler Webb, South Carolina . . . . .	2013

16 — Michael Byrne, Florida . . . . .	2018
16 — Chris Cotton, LSU . . . . .	2013
16 — Matty Ott, LSU . . . . .	2009
16 — Steven Register, Auburn . . . . .	2003
15 — Joshua Fields, Georgia . . . . .	2006
15 — Scott Barber, South Carolina . . . . .	2000
15 — Alex Barylak, Georgia . . . . .	1993
14 — Nolan Hoffman, Texas A&M . . . . .	2018
14 — Matt Cronin, Arkansas . . . . .	2018
14 — Joel Seddon, South Carolina . . . . .	2014
14 — Jason Jester, Texas A&M . . . . .	2013
14 — Ben Short, Alabama . . . . .	1991
14 — Rick Greene, LSU . . . . .	1991
14 — Cris Carpenter, Georgia . . . . .	1986
13 — Breckin Williams, Missouri . . . . .	2015
13 — Matt Price, South Carolina . . . . .	2012
13 — Michael Nix, Auburn . . . . .	2005
13 — Stephen Head, Ole Miss . . . . .	2003
13 — Van Johnson, Miss. State . . . . .	1997
13 — Scott Tanksley, Miss. State . . . . .	1994
13 — Danny Wheeler, Florida . . . . .	1994
13 — Josh Fogg, Florida . . . . .	1998
13 — Jarrod Kingrey, Alabama . . . . .	1998
13 — Shaun Anderson, Florida . . . . .	2016

### Career

43 — Matt Price, South Carolina . . . . .	2009-12
41 — Joshua Fields, Georgia . . . . .	2005-08
38 — Brett Huber, Ole Miss . . . . .	2010-13
37 — Jonathan Holder, Mississippi State . . . . .	2012-14
35 — Michael Byrne, Florida . . . . .	2016-18
33 — Matty Ott, LSU . . . . .	2009-11
33 — Cris Carpenter, Georgia . . . . .	1985-87
30 — Alex Barylak, Georgia . . . . .	1991-94
29 — Rick Greene, LSU . . . . .	1990-92
29 — Van Johnson, Miss. State . . . . .	1995-98
29 — Finley Woodward, Auburn . . . . .	1995-97
25 — Steven Register, Auburn . . . . .	2002-04
25 — John Pricher, Florida . . . . .	1989-92
24 — Justin Huisman, Ole Miss . . . . .	1998-00
23 — Todd Helton, Tennessee . . . . .	1993-95
22 — Austin Hubbard, Auburn . . . . .	2007-10
22 — Blake Taylor, South Carolina . . . . .	2001-02
22 — Lee Gronkiewicz, South Carolina . . . . .	1999-01
22 — Rob Mosser, South Carolina . . . . .	1992-93
22 — Danny Wheeler, Florida . . . . .	1994-96
22 — Josh Fogg, Florida . . . . .	1996-98
21 — Caleb Reed, Miss. State . . . . .	2009-12
21 — Brian Reed, Alabama . . . . .	2002-03
20 — Tyler Webb, South Carolina . . . . .	2010-13
20 — Darren O'Day, Florida . . . . .	2003-06
20 — Chad Blackwell, South Carolina . . . . .	2004-07
20 — Colter Bean, Auburn . . . . .	1997-00
20 — Gregg Olson, Auburn . . . . .	1986-88

## Team Records

### NCAA District or Regional Titles

23 — LSU . . . . .	1986-87-89-90-91-93-94-96-97-98-99-00-01-02-03-04-08-09-11-12-13-15-16-17
15 — Mississippi State . . . . .	1971-79-81-85-90-97-98-00-01-07-11-13-16-18
14 — South Carolina . . . . .	2000-01-02-03-04-06-07-09-10-11-12-13-16-18
14 — Florida . . . . .	1988-91-96-98-04-05-09-10-11-12-15-16-17-18
9 — Ole Miss . . . . .	1956-64-69-72-05-06-07-09-14
7 — Alabama . . . . .	1950-83-96-97-99-06-10
7 — Arkansas . . . . .	2002-04-09-10-12-15-18
7 — Vanderbilt . . . . .	2004-10-11-13-14-15-18
6 — Auburn . . . . .	1967-76-94-97-99-18
6 — Georgia . . . . .	1987-90-01-04-06-08
4 — Tennessee . . . . .	1951-95-01-05
3 — Texas A&M . . . . .	2015-16-17

## Victories

### SEC Games Only

26 — Vanderbilt (26-3, 897) . . . . .	2013
25 — South Carolina (25-5, 833) . . . . .	2000
24 — Tennessee (24-5, 828) . . . . .	1994
23 — LSU (23-7, 767) . . . . .	2013

22 — South Carolina (22-8, .733) . . . . .	2011
22 — Florida (22-8, .733) . . . . .	2011
22 — Vanderbilt (22-8, .733) . . . . .	2011
22 — Florida (22-8, .733) . . . . .	2010
22 — Vanderbilt (22-8, .733) . . . . .	2007
22 — Arkansas (22-8, .733) . . . . .	1999
22 — LSU (22-7, .759) . . . . .	1997
22 — LSU (22-5, .815) . . . . .	1986
22 — Tennessee (22-8, .733) . . . . .	1995

### Overall

57 — LSU (57-11, .838) . . . . .	2013
57 — South Carolina (57-18, .760) . . . . .	2002
57 — LSU (57-13, .814) . . . . .	1997
56 — South Carolina (56-10, .848) . . . . .	2000
56 — Alabama (56-14, .800) . . . . .	1997
56 — LSU (56-17, .767) . . . . .	2009
55 — South Carolina (55-14, .797) . . . . .	2011
55 — LSU (55-18, .753) . . . . .	1991
55 — LSU (55-17, .764) . . . . .	1989
55 — LSU (55-14, .797) . . . . .	1986
54 — LSU (54-12, .818) . . . . .	2015
54 — Vanderbilt (54-12, .818) . . . . .	2013
54 — Vanderbilt (54-12, .818) . . . . .	2011
54 — South Carolina (54-16, .771) . . . . .	2010
54 — Vanderbilt (54-13, .806) . . . . .	2007
54 — LSU (54-19, .740) . . . . .	1990
54 — Miss. State (54-14, .794) . . . . .	1989
54 — Tennessee (54-16, .771) . . . . .	1995
53 — Florida (53-19, .736) . . . . .	2011
53 — South Carolina (53-17, .757) . . . . .	2004
53 — Alabama (53-16, .768) . . . . .	1999
53 — LSU (53-17-1, .754) . . . . .	1993
52 — Florida (52-18, .743) . . . . .	2015
52 — LSU (52-17, .754) . . . . .	2000
52 — LSU (52-15, .776) . . . . .	1996
52 — Tennessee (52-14, .788) . . . . .	1994
52 — Georgia (52-19, .732) . . . . .	1990
52 — Florida (52-19, .732) . . . . .	2017
52 — LSU (52-20, .722) . . . . .	2017
51 — Vanderbilt (51-21, .708) . . . . .	2015
51 — Vanderbilt (51-21, .708) . . . . .	2014
51 — Mississippi State (51-20, .718) . . . . .	2013
51 — Alabama (51-15, .773) . . . . .	2002
51 — Florida (51-21, .708) . . . . .	1991

### Winning Percentage (SEC Games Only)

.941 — Tennessee (16-1) . . . . .	1951
.933 — Miss. State (14-1) . . . . .	1962
.923 — Alabama (12-1) . . . . .	1940

### Games Played

75 — South Carolina (57-18, .760) . . . . .	2002
73 — LSU (56-17, .767) . . . . .	2009
73 — LSU (55-18, .753) . . . . .	1991
73 — LSU (54-19, .740) . . . . .	1990
72 — Vanderbilt (51-21, .708) . . . . .	2015
72 — Vanderbilt (51-21, .708) . . . . .	2014
72 — Florida (53-19, .736) . . . . .	2011
72 — Florida (51-21, .708) . . . . .	1991
72 — LSU (55-17, .764) . . . . .	1989
72 — LSU (52-20, .722) . . . . .	2017
71 — Miss. State (51-20, .718) . . . . .	2013
71 — Georgia (45-25-1, .641) . . . . .	2008
71 — Florida (48-23, .676) . . . . .	2005
71 — LSU (53-17-1, .754) . . . . .	1993
71 — Georgia (52-19, .732) . . . . .	1990
71 — Miss. State (50-21, .704) . . . . .	1990
71 — Florida (52-19, .732) . . . . .	2017
70 — Florida (49-21, .700) . . . . .	2018
70 — Florida (52-18, .743) . . . . .	2015
70 — South Carolina (54-16, .771) . . . . .	2010
70 — Georgia (47-23, .671) . . . . .	2006
70 — South Carolina (53-17, .757) . . . . .	2004
70 — LSU (57-13, .814) . . . . .	1997
70 — Alabama (56-14, .800) . . . . .	1997
70 — Tennessee (54-16, .771) . . . . .	1995

### Longest Game

21 innings — Kentucky vs. Kent State (6-7; NCAA Regional) . . . . .	2012
20 innings — Auburn vs. Florida (7-6) . . . . .	1972

### Batting Average

#### Season

.360 — Georgia (512 for 1,422) . . . . .	1980
.348 — Auburn (816 for 2344) . . . . .	2010
.346 — Florida (825 for 2,384) . . . . .	2002
.341 — South Carolina (725 for 2,124) . . . . .	1997
.341 — Auburn (828 for 2,428) . . . . .	1997
.341 — Arkansas (723 for 2,118) . . . . .	1997
.340 — LSU (864 for 2,542) . . . . .	2000
.340 — Alabama (860 for 2,527) . . . . .	1997
.340 — Tennessee (703 for 2,065) . . . . .	199
.340 — Auburn (789 for 2,324) . . . . .	1998
.338 — Alabama (227 for 818) . . . . .	1955

### Runs Scored

#### Season

679 — Alabama (70 games) . . . . .	1997
673 — LSU (70 games) . . . . .	1997
652 — LSU(69 games) . . . . .	2000
648 — LSU (67 games) . . . . .	1996
633 — Florida (65 games) . . . . .	2002
633 — Miss. State (68 games) . . . . .	1997
618 — Miss. State (68 games) . . . . .	1989
618 — Florida (64 games) . . . . .	1998
617 — Alabama (69 games) . . . . .	1999
613 — Auburn (67 games) . . . . .	1997
605 — South Carolina (57 games) . . . . .	1997
603 — LSU (71 games) . . . . .	1993
596 — Miss. State (63 games) . . . . .	1999
595 — Auburn (64 games) . . . . .	1998
589 — Arkansas (56 games) . . . . .	1997
587 — LSU (73 games) . . . . .	1990
584 — Auburn (64 games) . . . . .	2010
584 — South Carolina (75 games) . . . . .	2002
583 — LSU (67 games) . . . . .	1998
575 — LSU (73 games) . . . . .	2009
574 — LSU (67 games) . . . . .	2001
567 — Florida (68 games) . . . . .	2000
566 — Tennessee (56 games) . . . . .	1998
566 — LSU (72 games) . . . . .	1989
560 — Miss. State (71 games) . . . . .	1990

### Hits

#### Season

868 — South Carolina (75 games) . . . . .	2002
864 — LSU(69 games) . . . . .	2000
860 — Alabama (70 games) . . . . .	1997
828 — Auburn (67 games) . . . . .	1997
827 — Alabama (69 games) . . . . .	1999
825 — Florida (65 games) . . . . .	2002
816 — Auburn (64 games) . . . . .	2010
823 — Miss. State (68 games) . . . . .	1997
807 — LSU (73 games) . . . . .	1990
791 — LSU (65 games) . . . . .	2004
791 — LSU (70 games) . . . . .	1997
789 — Auburn (64 games) . . . . .	1998
788 — Tennessee (67 games) . . . . .	2005
787 — Georgia (71 games) . . . . .	2008
787 — Miss. State (63 games) . . . . .	1999
786 — Georgia (70 games) . . . . .	2006
784 — Miss. State (71 games) . . . . .	1990
783 — LSU (73 games) . . . . .	2009
783 — Florida (68 games) . . . . .	2000
782 — Vanderbilt (67 games) . . . . .	2007
778 — Miss. State (68 games) . . . . .	1989
777 — LSU (68 games) . . . . .	2003



# RECORDS

## Runs Batted In

### Season

632 — LSU (70 games) . . . . .	1997
625 — Alabama (70 games) . . . . .	1997
598 — LSU (69 games) . . . . .	2000
585 — LSU (67 games) . . . . .	1996
576 — Auburn (67 games) . . . . .	1997
575 — Miss. State (68 games) . . . . .	1997
567 — Florida (65 games) . . . . .	2002
555 — Alabama (69 games) . . . . .	1999
549 — Auburn (64 games) . . . . .	2010
549 — Miss. State (68 games) . . . . .	1989
545 — Florida (64 games) . . . . .	1998
542 — LSU (67 games) . . . . .	1998
541 — Miss. State (63 games) . . . . .	1999
541 — Auburn (64 games) . . . . .	1998
536 — South Carolina (57 games) . . . . .	1997
532 — LSU (73 games) . . . . .	2009
527 — LSU (71 games) . . . . .	1993
526 — South Carolina (75 games) . . . . .	2002
525 — Arkansas (56 games) . . . . .	1997
514 — LSU (67 games) . . . . .	2001
515 — LSU (73 games) . . . . .	1990
510 — Tennessee (56 games) . . . . .	1998
509 — Florida (68 games) . . . . .	2000
507 — Auburn (61 games) . . . . .	2000
502 — LSU (66 games) . . . . .	1999
500 — Alabama (65 games) . . . . .	2000

## Home Runs

### Inning

5 — South Carolina vs. Georgia (5 consecutive in NCAA Super Regional) . . . . .	2006
5 — Kentucky vs. Georgetown (Ky.) . . . . .	1987
5 — Tennessee vs. Vanderbilt . . . . .	1973

### Game

9 — Vanderbilt vs. Clemson (NCAA Regional) . . . . .	2018
9 — Arkansas vs. Grambling State (NCAA Regional) . . . . .	2010
9 — Kentucky vs. Murray State . . . . .	1994
8 — South Carolina vs. Georgia (NCAA Super Regional) . . . . .	2006
8 — Arkansas vs. Oral Roberts . . . . .	2005
8 — Alabama vs. Alcorn State . . . . .	1992
8 — Georgia vs. Georgia College . . . . .	1986
8 — Ole Miss vs. SE Louisiana . . . . .	1981
8 — LSU vs. Southern California . . . . .	1998

### Season

188 — LSU (70 games) . . . . .	1997
160 — Alabama (70 games) . . . . .	1997
157 — LSU (67 games) . . . . .	1998
132 — Florida (64 games) . . . . .	1998
131 — Auburn (64 games) . . . . .	2010
131 — LSU (67 games) . . . . .	1996
122 — South Carolina (75 games) . . . . .	2002
122 — Alabama (64 games) . . . . .	1998
122 — South Carolina (62 games) . . . . .	1998
120 — Alabama (63 games) . . . . .	1999
113 — South Carolina (66 games) . . . . .	2007
111 — Florida (65 games) . . . . .	2002
110 — South Carolina (63 games) . . . . .	2008
110 — South Carolina (69 games) . . . . .	2001
110 — Kentucky (57 games) . . . . .	1994
109 — Georgia (62 games) . . . . .	2009
109 — South Carolina (63 games) . . . . .	2009
107 — Alabama (58 games) . . . . .	2009
107 — LSU (73 games) . . . . .	2009
107 — Tennessee (56 games) . . . . .	1998
106 — South Carolina (70 games) . . . . .	2004
105 — South Carolina (66 games) . . . . .	2000
104 — LSU (66 games) . . . . .	1999
102 — Georgia (63 games) . . . . .	1987

## Triples

### Season

38 — Arkansas (57 games) . . . . .	1994
37 — LSU (71 games) . . . . .	1993
34 — Ole Miss (55 games) . . . . .	1991
34 — Arkansas (59 games) . . . . .	1993
34 — Arkansas (61 games) . . . . .	1995
34 — Alabama (70 games) . . . . .	1997
33 — Miss. State (60 games) . . . . .	1979
32 — Tennessee (63 games) . . . . .	2000
32 — Tennessee (66 games) . . . . .	1994
31 — Alabama (63 games) . . . . .	1999
31 — Arkansas (59 games) . . . . .	1996
31 — Florida (60 games) . . . . .	1979
30 — Arkansas (57 games) . . . . .	1992
30 — Georgia (23 games) . . . . .	1952

## Doubles

### Season

194 — LSU (69 games) . . . . .	2000
178 — South Carolina (75 games) . . . . .	2002
168 — Arkansas (56 games) . . . . .	1997
165 — Auburn (67 games) . . . . .	1997
165 — Auburn (64 games) . . . . .	1998
163 — Alabama (70 games) . . . . .	1997
161 — Alabama (69 games) . . . . .	1999
159 — Alabama (69 games) . . . . .	1996
159 — Florida (64 games) . . . . .	1998
158 — Vanderbilt (67 games) . . . . .	2007
157 — Auburn (65 games) . . . . .	1999
157 — Miss. State (68 games) . . . . .	1989
156 — Miss. State (63 games) . . . . .	1999
156 — LSU (73 games) . . . . .	1990
154 — Alabama (66 games) . . . . .	2002
153 — Arkansas (65 games) . . . . .	1999
153 — Georgia (71 games) . . . . .	1990
152 — Vanderbilt (72 games) . . . . .	2015
152 — LSU (71 games) . . . . .	1993
152 — Auburn (63 games) . . . . .	1995
152 — Tennessee (56 games) . . . . .	1998
151 — Tennessee (68 games) . . . . .	2001
149 — Tennessee (61 games) . . . . .	1997
148 — Auburn (64 games) . . . . .	2010
148 — LSU (69 games) . . . . .	2008
148 — South Carolina (64 games) . . . . .	1992
148 — Kentucky (66 games) . . . . .	2017
147 — LSU (68 games) . . . . .	2003
147 — Georgia (69 games) . . . . .	2001
147 — LSU (70 games) . . . . .	1997
146 — LSU (66 games) . . . . .	2015
146 — LSU (65 games) . . . . .	1995
146 — Miss. State (65 games) . . . . .	1998
146 — Kentucky (57 games) . . . . .	1998

## Stolen Bases

### Season

215 — Tennessee (63 games) . . . . .	2000
182 — Vanderbilt (54 games) . . . . .	1989
174 — Tennessee (60 games) . . . . .	1991
160 — Tennessee (68 games) . . . . .	2001
159 — Tennessee (59 games) . . . . .	1990
156 — LSU (68 games) . . . . .	1987
154 — Vanderbilt (60 games) . . . . .	1974

## Doubleheader No-Hitters

Vanderbilt vs. Louisville (Willis 3-0, Wessel 2-0) . . . . .	1971
--	------

## Consecutive Wins

### SEC Games Only

17 — South Carolina (single-season) . . . . .	2000
15 — Tennessee (single-season) . . . . .	1951
*LSU won 15-straight over two seasons (4 in 1990; 11 in 1991)	
*Alabama won 19-straight over two seasons (10 in 1941; 9 in 1942)	

### Overall

24 — Texas A&M . . . . .	2015
23 — LSU . . . . .	2008
22 — Kentucky . . . . .	2012
22 — South Carolina . . . . .	2000
20 — Missouri . . . . .	2017
20 — Vanderbilt . . . . .	2007
20 — South Carolina . . . . .	2000
19 — Kentucky . . . . .	2008
19 — Kentucky . . . . .	2007
19 — LSU . . . . .	1997
18 — Florida . . . . .	2012
18 — South Carolina . . . . .	2004
18 — Arkansas . . . . .	1996
18 — LSU . . . . .	1986
17 — Ole Miss . . . . .	1960
17 — Auburn . . . . .	1997
16 — South Carolina . . . . .	2014
16 — Alabama . . . . .	1999
16 — Auburn . . . . .	1976
15 — LSU . . . . .	2013
15 — Kentucky . . . . .	2000
15 — Tennessee . . . . .	1997
15 — Miss. State . . . . .	1987
15 — Alabama . . . . .	1997
15 — Alabama . . . . .	1983
15 — LSU . . . . .	1995
14 — LSU . . . . .	2015
14 — Florida . . . . .	2004
14 — Florida . . . . .	2001
14 — Auburn (Twice) . . . . .	1995

## Total Bases

### Game

71 — South Carolina vs. Charleston Southern . . . . .	2004
(NCAA Record)	
63 — Alabama vs. Georgia Southern . . . . .	1984

### Season

1,569 — Alabama (70 games) . . . . .	1997
1,523 — LSU (70 games) . . . . .	1997
1,448 — South Carolina (75 games) . . . . .	2002
1,410 — Alabama (69 games) . . . . .	1999
1,385 — Auburn (64 games) . . . . .	2010
1,378 — LSU (69 games) . . . . .	2000
1,353 — Florida (64 games) . . . . .	1998
1,348 — Florida (65 games) . . . . .	2002
1,331 — LSU (67 games) . . . . .	1996
1,319 — LSU (67 games) . . . . .	1998
1,284 — Auburn (67 games) . . . . .	1997
1,283 — LSU (73 games) . . . . .	2009
1,265 — LSU (69 games) . . . . .	2008
1,253 — Auburn (64 games) . . . . .	1998
1,249 — Alabama (64 games) . . . . .	1998
1,245 — Miss. State (68 games) . . . . .	1989
1,241 — Miss. State (68 games) . . . . .	1997
1,238 — Miss. State (65 games) . . . . .	1998
1,225 — Georgia (71 games) . . . . .	2008
1,220 — Miss. State (71 games) . . . . .	1990
1,218 — LSU (71 games) . . . . .	1993
1,217 — LSU (68 games) . . . . .	2003
1,212 — Florida (68 games) . . . . .	2000
1,209 — South Carolina (62 games) . . . . .	1998
1,208 — Georgia (70 games) . . . . .	2006
1,206 — LSU (73 games) . . . . .	1990
1,205 — LSU (67 games) . . . . .	2001
1,204 — South Carolina (70 games) . . . . .	2004
1,202 — LSU (65 games) . . . . .	2004
1,200 — Tennessee (56 games) . . . . .	1998

## Saves

### Season

27 — South Carolina . . . . .	2012
27 — Florida . . . . .	2017
26 — Arkansas . . . . .	2018
26 — Mississippi State . . . . .	2017
25 — South Carolina . . . . .	2002
24 — Miss. State . . . . .	2013
24 — South Carolina . . . . .	2004
23 — South Carolina . . . . .	2011
23 — Auburn . . . . .	1995
22 — Texas A&M . . . . .	2015
22 — South Carolina . . . . .	2013
22 — LSU . . . . .	2009
22 — Alabama . . . . .	2002
22 — South Carolina . . . . .	2001
22 — South Carolina . . . . .	2016
21 — Ole Miss . . . . .	2018
21 — Vanderbilt . . . . .	2014
21 — Miss. State . . . . .	2012
21 — Georgia . . . . .	2011
21 — Auburn . . . . .	2005
21 — South Carolina . . . . .	2000
21 — Ole Miss . . . . .	1993
21 — Miss. State . . . . .	1998
20 — Florida . . . . .	2014
20 — Arkansas . . . . .	2011
20 — LSU . . . . .	1989
20 — Ole Miss . . . . .	2016



# ALL-AMERICANS

## First Team Only

**1949** Dominic Fucci, Kentucky . . . . . C . . . . . Coaches  
**1950** Ed White, Alabama . . . . . OF . . . . . Coaches  
**1953** B.B. Hopkins, Tennessee . . . . . 3B . . . . . Coaches  
**1957** Fred Frickie, Alabama . . . . . 1B . . . . . Coaches  
**1958** Bernie Parrish, Florida . . . . . 2B . . . . . Coaches  
**1959** Perry McGriff, Florida . . . . . 1B . . . . . Coaches  
**1960** Jake Gibbs, Ole Miss . . . . . 3B . . . . . Coaches  
**1962** Tom Moore, Florida . . . . . 3B . . . . . Coaches  
 Larry Nichols, Auburn . . . . . CF . . . . . Coaches  
**1963** Tom Moore, Florida . . . . . 3B . . . . . Coaches  
**1964** Donnie Kessinger, Ole Miss . . . . . SS . . . . . Coaches, Sporting News  
**1966** Del Unser, Miss. State . . . . . OF . . . . . Sporting News  
**1967** Q.V. Lowe, Auburn . . . . . P . . . . . Coaches  
**1970** Sam Ewing, Tennessee . . . . . CF . . . . . Coaches, Sporting News  
 Dan Adams, Ole Miss . . . . . 3B . . . . . Sporting News  
**1971** Philip Still, Miss. State . . . . . 3B . . . . . Coaches, Sporting News  
**1972** Paul Husband, Ole Miss . . . . . OF . . . . . Coaches, Worth  
**1973** Paul Husband, Ole Miss . . . . . RF . . . . . Coaches, Sporting News  
 Bobby Tucker, Tennessee . . . . . RF . . . . . Coaches  
**1974** Mike Miley, LSU . . . . . 2B . . . . . Sporting News  
**1975** Condredge Holloway, Tenn. . . . . SS . . . . . Sporting News  
**1976** Rick Honeycutt, Tennessee . . . . . 1B . . . . . Coaches  
**1977** Nat Showalter, Miss. State . . . . . OF . . . . . Coaches  
**1979** Mike Kelly, Miss. State . . . . . CF . . . . . Coaches  
 Marc Sullivan, Florida . . . . . C . . . . . Sporting News  
**1980** Scotti Madison, Vanderbilt . . . . . C . . . . . Coaches, Sporting News  
**1981** Mark Gillaspie, Miss. State . . . . . RF . . . . . Coaches  
**1983** David Magadan, Alabama . . . . . 1B . . . . . Consensus  
 Rafael Palmeiro, Miss. State . . . . . 1B . . . . . Baseball America  
**1984** Rafael Palmeiro, Miss. State . . . . . 1B . . . . . Coaches, Baseball America  
 Will Clark, Miss. State . . . . . 1B . . . . . Sporting News  
 Alan Cockrell, Tennessee . . . . . OF . . . . . Sporting News  
**1985** Rafael Palmeiro, Miss. State . . . . . LF . . . . . Sporting News  
 Will Clark, Miss. State . . . . . 1B . . . . . Consensus  
 Jeff Brantley, Miss. State . . . . . P . . . . . Consensus  
**1986** Doug Duke, Alabama . . . . . C . . . . . Coaches, Baseball America  
**1987** Derek Lilliquist, Georgia . . . . . P . . . . . Consensus  
 Gregg Olson, Auburn . . . . . P . . . . . Baseball America  
 Rodney Brewer, Florida . . . . . 1B . . . . . Sporting News  
**1988** Gregg Olson, Auburn . . . . . P . . . . . Coaches, Baseball America  
 Ben McDonald, LSU . . . . . P . . . . . Baseball America  
**1989** Ben McDonald, LSU . . . . . P . . . . . Consensus  
 Frank Thomas, Auburn . . . . . 1B . . . . . Consensus  
 Pete Young, Miss. State . . . . . U . . . . . Baseball America  
**1990** Wes Grisham, LSU . . . . . OF . . . . . Baseball America  
**1991** Joe Vitiello, Alabama . . . . . OF . . . . . Baseball America  
 John Burke, Florida . . . . . P . . . . . Baseball America  
**1992** Lloyd Peever, LSU . . . . . P . . . . . Consensus  
 Doug Hecker, Tennessee . . . . . 1B . . . . . Baseball America  
**1993** Todd Walker, LSU . . . . . 2B . . . . . Consensus  
 John Powell, Auburn . . . . . P . . . . . Baseball America  
 Vee Hightower, Vanderbilt . . . . . OF . . . . . Mizuno  
 Joe Biernat, South Carolina . . . . . INF . . . . . NCBWA  
**1994** Todd Walker, LSU . . . . . 2B . . . . . Mizuno, Baseball America, ABCA, NCBWA  
 R. A. Dickey, Tennessee . . . . . P . . . . . Mizuno, Baseball America  
 Gary Rath, Miss. State . . . . . P . . . . . Baseball America, ABCA  
 Jeff Abbott, Kentucky . . . . . OF . . . . . Mizuno, NCBWA  
 Todd Helton, Tennessee . . . . . P . . . . . NCBWA  
 Jay Waggoner, Auburn . . . . . 1B . . . . . NCBWA  
 Russ Johnson, LSU . . . . . SS . . . . . NCBWA

**1995** Jamey Price, Ole Miss . . . . . P . . . . . Mizuno, NCBWA  
 Todd Helton, Tennessee . . . . . UT . . . . . Mizuno, Baseball America, ABCA, NCBWA  
 Mark Bellhorn, Auburn . . . . . SS . . . . . Baseball America  
 Ryan Halla, Auburn . . . . . P . . . . . ABCA, NCBWA  
 R.A. Dickey, Tennessee . . . . . P . . . . . NCBWA  
 Scott Schultz, LSU . . . . . P . . . . . NCBWA  
 David Dellucci, Ole Miss . . . . . OF . . . . . NCBWA  
**1996** R.A. Dickey, Tennessee . . . . . P . . . . . NCBWA, Collegiate Baseball  
 Dax Norris, Alabama . . . . . C . . . . . NCBWA  
 Eddy Furniss, LSU . . . . . 1B . . . . . Consensus  
 David Eckstein, Florida . . . . . 2B . . . . . NCBWA  
 Chad Green, Kentucky . . . . . OF . . . . . NCBWA, ABCA, Baseball America  
 Brad Wilkerson, Florida . . . . . UT/ATH . . . . . NCBWA  
 Eddie Yamall, LSU . . . . . P . . . . . Baseball America, ABCA  
**1997** Tim Hudson, Auburn . . . . . UT/P . . . . . Consensus  
 Patrick Coogan, LSU . . . . . P . . . . . NCBWA  
 Brandon Larson, LSU . . . . . SS/DH . . . . . NCBWA, Sporting News, Baseball America, ABCA  
 Roberto Vaz, Alabama . . . . . OF . . . . . NCBWA, Sporting News, ABCA  
 Brad Wilkerson, Florida . . . . . UT . . . . . NCBWA, Baseball America  
 Ryan Bordenick, So. Carolina . . . . . DH . . . . . ABCA  
**1998** Josh Fogg, Florida . . . . . P . . . . . NCBWA, Louisville Slugger, Baseball America  
 Eddy Furniss, LSU . . . . . 1B . . . . . Consensus  
 Jeff Pickler, Tennessee . . . . . 2B . . . . . Consensus  
 Brad Wilkerson, Florida . . . . . UT/DH . . . . . Consensus  
 Brian Wiese, Miss. State . . . . . UT . . . . . NCBWA  
 Adam Everett, South Carolina . . . . . SS . . . . . Baseball America  
 Mike Curry, South Carolina . . . . . OF . . . . . Baseball America  
 Brad Cresse, LSU . . . . . C . . . . . Sporting News  
**1999** Kurt Ainsworth, LSU . . . . . P . . . . . Baseball America  
 Hunter Bledsoe, Vanderbilt . . . . . 3B . . . . . Louisville Slugger  
**2000** Kip Bouknight, South Carolina . . . . . P . . . . . Consensus  
 Brad Cresse, LSU . . . . . C . . . . . Consensus  
 Todd Faulkner, Auburn . . . . . 1B . . . . . Consensus  
 Gabe Gross, Auburn . . . . . OF . . . . . ABCA, Louisville Slugger, Baseball America, NCBWA  
 Chris Burke, Tennessee . . . . . 2B . . . . . Baseball Weekly  
**2001** Chris Burke, Tennessee . . . . . SS . . . . . Baseball Weekly, Collegiate Baseball, ABCA, NCBWA  
 Lee Gronkiewicz, S. Carolina . . . . . P . . . . . Baseball Weekly, Collegiate Baseball, ABCA, NCBWA  
**2002** Yaron Peters, S. Carolina . . . . . 1B . . . . . Baseball America, ABCA  
 Blake Taylor, S. Carolina . . . . . P . . . . . NCBWA, ABCA  
**2003** David Marchbanks, S. Carolina . . . . . P . . . . . Collegiate Baseball, Baseball America, NCBWA, CollegeBaseballInsider.com  
 Aaron Hill, LSU . . . . . SS . . . . . Baseball America  
 Beau Hearrod, Alabama . . . . . UT/ATH . . . . . NCBWA  
 Steven Register, Auburn . . . . . RP . . . . . NCBWA  
**2004** Landon Powell, S. Carolina . . . . . C . . . . . Baseball Weekly, NCBWA  
 John Zeringue, LSU . . . . . OF . . . . . Baseball Weekly, ABCA, NCBWA  
 Stephen Head, Ole Miss . . . . . DH/UTY . . . . . Baseball Weekly, Baseball America, College Baseball Insider  
 Justin Hoyman, Florida . . . . . P . . . . . Collegiate Baseball, ABCA, College Baseball Insider  
 Brad Corley, Miss. State . . . . . OF . . . . . Baseball America  
 Warner Jones, Vanderbilt . . . . . DH . . . . . Baseball America, ABCA  
 Chad Blackwell, S. Carolina . . . . . RP . . . . . College Baseball Insider

# ALL-AMERICANS

<b>2005</b>	Matt LaPorta, Florida . . . . .	1B . . . . .	Baseball America, NCBWA, Collegiate Baseball, Baseball Weekly, ABCA
	Luke Hochevar, Tennessee . . . . .	P . . . . .	Baseball America, NCBWA, Collegiate Baseball, Baseball Weekly, ABCA
	Ryan Patterson, LSU . . . . .	OF . . . . .	NCBWA, Baseball Weekly
	Brian Pettway, Ole Miss . . . . .	OF . . . . .	NCBWA, Collegiate Baseball
	Stephen Head, Ole Miss . . . . .	UT/DH . . . . .	Sports Weekly, ABCA
<b>2006</b>	Pedro Alvarez, Vanderbilt . . . . .	3B . . . . .	Baseball America
	Ryan Strieby, Kentucky . . . . .	1B . . . . .	Baseball America, Collegiate Baseball, ABCA, College Baseball Foundation
	Emeel Salem, Alabama . . . . .	OF . . . . .	College Baseball Foundation
	Wade LeBlanc, Alabama . . . . .	P . . . . .	Collegiate Baseball
	Nick Schmidt, Arkansas . . . . .	P . . . . .	Collegiate Baseball, CBF
	J.P. Arencibia, Tennessee . . . . .	C . . . . .	College Baseball Foundation
	Josh Morris, Georgia . . . . .	1B . . . . .	College Baseball Foundation
<b>2007</b>	Pedro Alvarez, Vanderbilt . . . . .	3B . . . . .	Baseball America, NCBWA
	Matt LaPorta, Florida . . . . .	1b . . . . .	Baseball America, ABCA
	David Price, Vanderbilt . . . . .	P . . . . .	Baseball America, NCBWA, Collegiate Baseball, ABCA
	Casey Weathers, Vanderbilt . . . . .	RP . . . . .	Baseball America, Collegiate Baseball, ABCA
	Sean Coughlin, Kentucky . . . . .	C . . . . .	NCBWA
	Dominic de la Osa, Vanderbilt . . . . .	OF . . . . .	Collegiate Baseball, ABCA
	Edward Easley, Miss. State . . . . .	C . . . . .	ABCA
<b>2008</b>	Justin Smoak, South Carolina . . . . .	1B . . . . .	Baseball America, NCBWA, Collegiate Baseball, ABCA, Rivals
	Gordon Beckham, Georgia . . . . .	SS . . . . .	Baseball America, NCBWA, Collegiate Baseball, ABCA, Rivals
	Sawyer Carroll, Kentucky . . . . .	OF . . . . .	Baseball America, NCBWA, Collegiate Baseball, ABCA, Rivals
	Blake Dean, LSU . . . . .	OF . . . . .	Baseball America
	Scott Bittle, Ole Miss . . . . .	RP . . . . .	Baseball America, NCBWA, Rivals
	Collin Cowgill, Kentucky . . . . .	OF . . . . .	NCBWA
	Joshua Fields, Georgia . . . . .	RP . . . . .	NCBWA, Collegiate Baseball, Rivals
<b>2009</b>	Kent Matthes, Alabama . . . . .	OF . . . . .	Baseball America, NCBWA, Collegiate Baseball, ABCA, CB Insider, Rivals
	Rich Poythress, Georgia . . . . .	DH . . . . .	Baseball America, CB Insider, Rivals
	Louis Coleman, LSU . . . . .	SP . . . . .	Baseball America, Collegiate Baseball, ABCA, CB Insider, Rivals
<b>2010</b>	Hunter Morris, Auburn . . . . .	1B . . . . .	Baseball America, NCBWA, ABCA, Rivals
	Taylor Dugas, Alabama . . . . .	OF . . . . .	Baseball America
	Drew Pomeranz, Ole Miss . . . . .	SP . . . . .	Baseball America, NCBWA, Collegiate Baseball, ABCA, Rivals
	Zack Cox, Arkansas . . . . .	DH . . . . .	Rivals
<b>2011</b>	Mike Zunino, Florida . . . . .	C . . . . .	Baseball America, ABCA, Perfect Game
	Mikie Mahtook, LSU . . . . .	OF . . . . .	Baseball America, ABCA, Perfect Game
	Michael Roth, South Carolina . . . . .	SP . . . . .	Baseball America, Perfect Game
	Jason Espito, Vanderbilt . . . . .	3B . . . . .	ABCA
	Sonny Gray, Vanderbilt . . . . .	SP . . . . .	Perfect Game
	Matt Price, South Carolina . . . . .	RP . . . . .	Perfect Game
<b>2012</b>	Mike Zunino, Florida . . . . .	C . . . . .	Baseball America, NCBWA, Collegiate Baseball, ABCA, Perfect Game
	Alex Yarbrough, Ole Miss . . . . .	2B . . . . .	Baseball America, NCBWA, Collegiate Baseball, ABCA, Perfect Game
	Chris Stratton, Mississippi State . . . . .	SP . . . . .	Baseball America, NCBWA, Collegiate Baseball, ABCA, Perfect Game

	Raph Rhymes, LSU . . . . .	OF . . . . .	NCBWA, Collegiate Baseball, ABCA, Perfect Game
	Brian Johnson, Florida . . . . .	UTY . . . . .	NCBWA, Perfect Game
	Kevin Gausman, LSU . . . . .	SP . . . . .	Collegiate Baseball, ABCA, Perfect Game
<b>2013</b>	Stuart Turner, Ole Miss . . . . .	C . . . . .	Baseball America, ABCA, Collegiate Baseball, CBI
	Tony Kemp, Vanderbilt . . . . .	2B . . . . .	Baseball America, NCBWA, Collegiate Baseball, ABCA, Perfect Game, CBI
	Alex Bregman, LSU . . . . .	SS . . . . .	Baseball America, ABCA, Perfect Game
	Hunter Renfroe, Miss. State . . . . .	OF . . . . .	Baseball America, NCBWA, Collegiate Baseball, ABCA, Perfect Game, CBI
	Aaron Nola, LSU . . . . .	SP . . . . .	Baseball America, NCBWA, Collegiate Baseball, ABCA, Perfect Game, CBI
	Mason Katz, LSU . . . . .	1B . . . . .	NCBWA
	Tyler Beede, Vanderbilt . . . . .	SP . . . . .	NCBWA, CBI
	Jonathan Holder, Miss. State . . . . .	RP . . . . .	NCBWA, Collegiate Baseball
	Ross Mitchell, Miss. State . . . . .	RP . . . . .	CBI
<b>2014</b>	Auston Bousfield, Ole Miss . . . . .	OF . . . . .	ABCA
	AJ Reed, Kentucky . . . . .	UT/DH . . . . .	Consensus
	Aaron Nola, LSU . . . . .	SP . . . . .	Consensus
	Jacob Lindgren, Mississippi State . . . . .	RP . . . . .	Baseball America, Perfect Game
<b>2015</b>	Andrew Benintendi, Arkansas . . . . .	OF . . . . .	Consensus
	Alex Bregman, LSU . . . . .	DH . . . . .	Baseball America
	Carson Fulmer, Vanderbilt . . . . .	P . . . . .	Consensus
	Alex Lange, LSU . . . . .	P . . . . .	Baseball America, NCBWA, Perfect Game
	Kyle Martin, South Carolina . . . . .	1B . . . . .	Baseball America
	Dansby Swanson, Vanderbilt . . . . .	SS . . . . .	Baseball America, NCBWA, ABCA, Perfect Game
<b>2016</b>	Ryne Birk, Texas A&M . . . . .		Baseball America
	Boomer White, Texas A&M . . . . .		Baseball America
	Logan Shore, Florida . . . . .		Baseball America, Collegiate Baseball, NCBWA, Perfect Game, ABCA
	Anfernee Grier, Auburn . . . . .		Baseball America
	Peter Alonso, Florida . . . . .		NCBWA, Perfect Game
	Shaun Anderson, Florida . . . . .		NCBWA
	Nick Senzel, Florida . . . . .		Perfect Game
<b>2017</b>	Brent Rooker, Mississippi State . . . . .		Consensus
	Greg Deichmann, LSU . . . . .		Consensus
	Braden Shewmake, Texas A&M . . . . .		Collegiate Baseball, NCBWA
	Michael Byrne, Florida . . . . .		NCBWA, Perfect Game
	Riley Mahan, Kentucky . . . . .		Perfect Game
<b>2018</b>	Brady Singer, Florida . . . . .		Consensus
	Michael Byrne, Florida . . . . .		Baseball America, D1 Baseball, NCBWA, Perfect Game
	Nolan Hoffman, Texas A&M . . . . .		NCBWA
	Jonathan India, Florida . . . . .		Baseball America, D1 Baseball, NCBWA, Perfect Game
	Blaine Knight, Arkansas . . . . .		D1 Baseball, NCBWA
	Casey Mize, Auburn . . . . .		Baseball America, NCBWA, Perfect Game



# NATIONAL PLAYERS OF THE YEAR

## Dave Magadan - 1983, Alabama

Alabama's David Magadan was named the sixth recipient of the Golden Spikes Award for his banner season in 1983, one in which he led the Crimson Tide to a second place finish nationally. Magadan, who hit .439 for his Alabama career, hit an amazing .525 his last year, which included a phenomenal 10 for 11 series in the SEC Tournament. For the season, Magadan was 114 for 217, including 31 doubles, just one of many SEC records then owned by the Tampa, Fla., native. Magadan was also voted "Player of the Year" by Baseball America making him the first SEC player ever to be named the nation's best.

## Will Clark - 1985, Mississippi State

Mississippi State's Will Clark was the eighth winner of the Golden Spikes Award after a stellar career under Coach Ron Polk and a banner 1985 collegiate season. Clark batted .420 while slugging SEC-leading totals of 25 homers, 77 RBI and 158 total bases in leading the Bulldogs to a tie for third place with Arkansas in the '85 NCAA College World Series. Mississippi State finished the season with a 50-15 mark, then the most overall wins ever by an SEC team. Clark then signed as the second player chosen in the '85 Major League Baseball Draft by the San Francisco Giants.

## Derek Lilliquist - 1987, Georgia

Georgia's Derek Lilliquist, pitcher for the SEC regular season champion and College World Series participant Bulldogs, was named the national Pitcher of the Year by Baseball America in 1987. He was also chosen an All-America by the American Baseball Coaches Association, The Sporting News and Baseball America. In 1987, Lilliquist posted a 14-3 record with an earned run average of 2.24. The Winter Park, Fla. native, also belted 19 home runs and 63 runs batted as a designated hitter during his junior season in 1987.

## Ben McDonald - 1989, LSU

LSU pitcher Ben McDonald was the 12th winner of the prestigious Golden Spikes Award in 1989 after leading his team to its second College World Series appearance in his three-year career. In 1989, McDonald notched a 14-4 record and a 3.49 ERA while setting the SEC mark for strikeouts with 202. He also recorded four saves in leading LSU to an 18-9 second place SEC showing and a 55-17 overall mark. The squad earned a fourth place finish in the CWS. McDonald was tabbed a consensus All-America and the recipient of the Collegiate Baseball/ESPN Pitcher of the Year Award.

## Lloyd Peever - 1992, LSU

LSU's Lloyd Peever, pitcher for the SEC Champion Tigers, was the winner of the Collegiate Baseball Player of the Year Award in 1992. Peever was also a first-team All-America selection by the American Baseball Coaches Association and Baseball America. Peever recorded a perfect 14-0 record in 1992 with an earned run average of 1.978. He led the SEC in wins and was second in ERA. In 104.2 innings, he allowed just 67 hits and 20 walks. Peever, a junior from Stonewall, Okla., turned pro following the 1992 season and was a fourth-round draft selection of the Rockies.

## Todd Helton - 1995, Tennessee

Tennessee's Todd Helton, standout first baseman and pitcher for the SEC Champion Volunteers, was the winner of the Mizuno/Collegiate Baseball, Baseball America and the Baseball Weekly/USA Today Player of the Year awards. He was also the recipient of the Dick Howser Player of the Year Award. Helton batted .407 with a league-high 105 hits, 20 home runs, 92 runs batted in, 86 runs scored, 27 doubles and a .775 slugging percentage. On the mound, he was equally as impressive. The Knoxville, Tenn. native, had a SEC-best 1.66 earned run average while achieving an 8-2 record. His hits per 9 innings ratio of 5.68 was the best in the league and he recorded 12 saves, second best in the league.

## Tim Hudson - 1997, Auburn

Auburn's Tim Hudson, standout outfielder and pitcher for the Tigers, was the winner of the Smith Award, given annually to the top collegiate baseball player in the country. Hudson batted .396 with 18 home runs and 95 RBI, which was second in the SEC. On the mound, Hudson recorded a 15-2 mark with a 2.97 ERA. His win total was tops among all NCAA Division I pitchers. He led the SEC in wins, strikeouts (165), hits allowed per 9 innings (6.62) and his opponents batting average was a league-low .199. Hudson ended his collegiate career in the College World Series and was a 6th round pick by the Oakland A's.

## Brad Wilkerson - 1998, Florida

Florida's Brad Wilkerson, an outstanding pitcher, first baseman, outfielder and designated hitter, was named the National Player of the Year by the National Collegiate Baseball Writers Association. Wilkerson batted .347 and led the SEC Champion Gators with 23 home runs and 70 runs batted in. He also led Florida in pitching with a 10-5 record, a 4.98 earned run average while striking out 136 batters, an SEC-best. Wilkerson was a two-time All-SEC first-team selection and consensus All-America pick in 1998. Wilkerson was the 33rd selection in the 1998 Major League Baseball Amateur Draft, taken by the Montreal Expos.

## Eddy Furniss - 1998, LSU

LSU's Eddy Furniss, the Tigers' standout first baseman, was named the recipient of the Dick Howser Award, given annually to the nation's outstanding collegiate player. Furniss led the SEC in slugging percentage (.898) and on-base percentage (.545). A four-year star for the College World Series-bound Tigers, Furniss hit a team-high .403 with 28 home runs and 76 RBI. Furniss was a two-time All-SEC first-team selection and a unanimous choice among the league's coaches in 1998. A consensus All-America in 1998, Furniss was a fourth round selection in the 1998 Major League Baseball Amateur Draft by the Pittsburgh Pirates.

## Kip Bouknight - 2000, South Carolina

South Carolina's Kip Bouknight, pitcher for the SEC Champion Gamecock's, was named the recipient of the Rotary Smith Award, as well as National Player of the Year by Collegiate Baseball and the American Baseball Coaches Association. Bouknight led the nation in wins with 17, while only having one loss on the year. His 2.81 ERA was second in the league while he led all SEC pitchers in strikeouts with 143. A consensus All-America in 2000, Bouknight was also named SEC Player of the year. Recipient of SEC Pitcher of the Week honors for the week of April 10. Bouknight was also recognized for his roll in the classroom by being named to the 2000 SEC Baseball Academic Honor Roll.

## David Price - 2007, Vanderbilt

David Price of Vanderbilt won the fourth annual Brooks Wallace Award for national collegiate player of the year. Price was consensus All-America and 2006-07 Southeastern Conference Male Athlete of the Year. He also recently captured the Dick Howser Trophy and Golden Spikes Award as well as being named American Baseball Coaches Association Player of the Year. He led the SEC in five different pitching categories and helped Vandy to a school-record-season victories' total at 54-13 overall and is the Commodores' first men's athletics national player of the year in any sport.

## Mike Zunino - 2012, Florida

Mike Zunino capped off one of the greatest individual seasons by a University of Florida student-athlete when USA Baseball announced him as the recipient of the 2012 USA Baseball Golden Spikes Award (GSA). The Cape Coral, Fla., native was a consensus first-team All-American, the first Dick Howser Trophy recipient from Florida, Baseball America's 2012 College Player of the Year, the initial Johnny Bench Award winner from UF and the 2012 National Player of the Year by CollegeBaseballInsider.com. He led the Gators in batting average (.322), RBI (67) and homers (19), and paced the Orange and Blue in total bases (164), doubles (28), sacrifice flies (11) and slugging percentage (.669).

## AJ Reed - 2014, Kentucky

AJ Reed earned unanimous national player of the year honors as Kentucky's Friday-night ace, league leader in wins, and the NCAA leader in home runs. Reed was named the winner of the 2014 USA Baseball Golden Spikes Award, Baseball America's College Player of the Year, the National Collegiate Baseball Writers Association's Dick Howser Trophy, Perfect Game National Player of the Year, John Olerud Two-Way Player of the Year and the Louisville Slugger National Player of the Year awards. Reed became the first SEC player to lead the conference in pitching wins (12), homers (23) and RBI (73). He led the NCAA in homers, slugging (.735) and OPS (1.211), sporting a 12-2 record and a 2.09 ERA on the mound.

## Andrew Benintendi - 2015, Arkansas

Andrew Benintendi won both the prestigious Dick Howser Trophy as the top Division I baseball player in the country and the Golden Spikes Award as the nation's top amateur baseball player. He was also named national player of the year by Collegiate Baseball and Baseball America as he led the country with 20 home runs. He led the SEC in batting average (.376), home runs (20), slugging percentage (.717), on-base percentage (.488) and walks (50) and became the third highest MLB draft pick in school history, taken No. 7 overall by the Boston Red Sox.

## Dansby Swanson - 2015, Vanderbilt

Dansby Swanson was named D1Baseball.com National Player of the Year in 2015. Swanson led Vanderbilt in hits (94), runs (76), doubles (24), triples (6), home runs (15) and walks (43) en route to a first team All-American season. He helped lead the Commodores back to the College World Series finals in 2015 after winning Most Outstanding Player honors as Vanderbilt captured the school's first-ever men's national championship the previous season. He became the only first team All-American shortstop in school history and was selected No. 1 overall by the Arizona Diamondbacks in the 2015 MLB Draft. Swanson was also the Brooks Wallace Award winner, given to the nation's top shortstop.

## Brent Rooker - 2017, Mississippi State

Brent Rooker was named National Player of the Year by Collegiate Baseball in 2017 after he became just the second player ever to claim the Southeastern Conference triple crown. Rooker finished his stellar season with a .387 batting average and a school record 30 doubles. His 96 hits was eighth in program history for hits in a single season, while his 23 home runs was fifth in the MSU record books. On the year, Rooker became the first player in SEC history to record 20 home runs, 30 doubles and 75 RBIs in a single season.

## Brady Singer - 2018, Florida

Brady Singer was named the National Player of the Year by multiple outlets, the National Pitcher of the Year and the SEC Pitcher of the Year. He became the second player in Florida history to win the Dick Howser Trophy, presented to the collegiate player of the year. Singer led the team with a 12-3 record as the Friday night ace. His 12 wins tied for fifth-most in a season at Florida, and he finished 18th nationally with a 0.94 WHIP. Singer led the SEC with a 2.55 earned run average and ranked third with a .203 batting average against. He limited right-handed hitters to a .194 average, and in conference play led the league with a .168 average against and posted a 2.32 ERA.

# ANNUAL SEC AWARDS

## SEC Coach of the Year

Year	Name	School
1933	W. P. White	Georgia
1934	J. B. Whitworth	Alabama
1935	Tilden Campbell	Alabama
1936	Tilden Campbell	Alabama
1937	Dell Morgan	Auburn
1938	Tilden Campbell	Alabama
1939	Harry Rabenhorst	LSU
1940	Tilden Campbell	Alabama
1941	Tilden Campbell	Alabama
1942	Tilden Campbell	Alabama
1943	"Red" Swanson	LSU
1944	No Competition	
1945	No Competition	
1946	Harry Rabenhorst	LSU
1947	Tilden Campbell	Alabama
1948	R. P. Patty	Mississippi State
1949	R. P. Patty	Mississippi State
1950	Tilden Campbell	Alabama
1951	S. W. Anderson	Tennessee
1952	Dave Fuller	Florida
1953	Jim Whatley	Georgia
1954	Jim Whatley	Georgia
1955	Tilden Campbell	Alabama
1956	Dave Fuller	Florida
1957	Joe Pittard	Georgia Tech
1958	Joe Connally	Auburn
1959	Tom Swayze	Ole Miss
1960	Tom Swayze	Ole Miss
1961	Ray Didier	LSU
1962	Dave Fuller	Florida
1963	Paul Nix	Auburn
1964	Tom Swayze	Ole Miss
1965	Paul Gregory	Mississippi State
1966	Paul Gregory	Mississippi State
1967	Paul Nix	Auburn
1968	Joe Sewell	Alabama
1969	Tom Swayze	Ole Miss
1970	Paul Gregory	Mississippi State
1971	Paul Gregory	Mississippi State
1972	Jake Gibbs	Ole Miss
1973	Larry Schmittou	Vanderbilt
1974	Larry Schmittou	Vanderbilt
1975	Jim Smith	LSU
1976	Paul Nix	Auburn
1977	Jake Gibbs	Ole Miss
1978	Paul Nix	Auburn
1979	Ron Polk	Mississippi State
1980	Roy Mewbourne	Vanderbilt
1981	Jack Rhine	Florida
1982	Jack Rhine	Florida
1983	Barry Shollenberger	Alabama
1984	Joe Arnold	Florida
1985	Ron Polk	Mississippi State
1986	Skip Bertman	LSU
1987	Steve Webber	Georgia
1988	Joe Arnold	Florida
1989	Ron Polk	Mississippi State
1990	Skip Bertman	LSU
1991	Skip Bertman	LSU
1992	Skip Bertman	LSU
1993	Skip Bertman	LSU
1994	Rod Delmonico	Tennessee
1995	Rod Delmonico	Tennessee
1996	Skip Bertman	LSU
	Andy Lopez	Florida
	Jim Wells	Alabama
1997	Skip Bertman	LSU
1998	Ray Tanner	South Carolina
1999	Norm DeBriyn	Arkansas
2000	Ray Tanner	South Carolina
2001	Ron Polk	Georgia
2002	Jim Wells	Alabama
2003	Smoke Laval	LSU
2004	Dave Van Horn	Arkansas
	David Perno	Georgia
2005	Pat McMahon	Florida

2006	John Cohen	Kentucky
2007	Tim Corbin	Vanderbilt
2008	David Perno	Georgia
2009	Paul Mainieri	LSU
2010	Kevin O'Sullivan	Florida
2011	Ray Tanner	South Carolina
2012	Gary Henderson	Kentucky
2013	Tim Corbin	Vanderbilt
2014	Kevin O'Sullivan	Florida
2015	Paul Mainieri	LSU
2016	John Cohen	Mississippi State
2017	Nick Mingione	Kentucky
2018	Kevin O'Sullivan	Florida

## SEC Player of the Year

Year	Name	School
1994	Todd Walker	LSU
1995	Todd Helton	Tennessee
1996	Eddy Furniss	LSU
1997	Tim Hudson	Auburn
1998	Jeff Pickler	Tennessee
1999	Hunter Bledsoe	Vanderbilt
2000	Kip Bouknight	South Carolina
2001	Chris Burke	Tennessee
2002	Yaron Peters	South Carolina
2003	Aaron Hill	LSU
2004	Jon Zeringue	LSU
	Stephen Head	Ole Miss
Year	Name	School
2005	Matt LaPorta	Florida
2006	Ryan Striely	Kentucky
2007	Matt LaPorta	Florida
2008	Gordon Beckham	Georgia
2009	Kent Matthes	Alabama
2010	Hunter Morris	Auburn
2011	Mike Zunino	Florida
2012	Raph Rhymes	LSU
2013	Tony Kemp	Vanderbilt
2014	AJ Reed	Kentucky
2015	Andrew Benintendi	Arkansas
2016	Boomer White	Texas A&M
2017	Brent Rooker	Mississippi State
2018	Jonathan India	Florida

## SEC Pitcher of the Year

Year	Name	School
2003	David Marchbanks	South Carolina
2004	Justin Hoyman	Florida
2005	Luke Hochevar	Tennessee
2006	Nick Schmidt	Arkansas
2007	David Price	Vanderbilt
2008	Joshua Fields	Georgia
2009	Louis Coleman	LSU
2010	Drew Pomeranz	Ole Miss
2011	Grayson Garvin	Vanderbilt
2012	Chris Stratton	Mississippi State
2013	Aaron Nola	LSU
2014	Aaron Nola	LSU
2015	Carson Fulmer	Vanderbilt
2016	Logan Shore	Florida
2017	Sean Hjelle	Kentucky
2018	Brady Singer	Florida

## SEC Freshman of the Year

Year	Name	School
2000	Mike Fontenot	LSU
2001	Lane Mestepey	LSU
2002	Seth Smith	Ole Miss
2003	Stephen Head	Ole Miss
2004	Wade LeBlanc	Alabama
2005	J.P. Arcencibia	Tennessee
2006	Pedro Alvarez	Vanderbilt
2007	Jordan Henry	Ole Miss
2008	Hunter Morris	Auburn
2009	Matty Ott	LSU
	Preston Tucker	Florida
2010	Austin Maddox	Florida
2011	Tony Kemp	Vanderbilt
2012	Austin Cousins	Kentucky
2013	Alex Bregman	LSU
2014	Logan Shore	Florida
2015	Alex Lange	LSU
2016	Jake Mangum	Mississippi State
2017	Braden Shewmake	Texas A&M
2018	Heston Kjerstad	Arkansas

## SEC Scholar-Athlete of the Year

Year	Name	School
2004	Brady Toops	Arkansas
2005	Jason Determann	LSU
2006	Emeel Salem	Alabama
2007	Emeel Salem	Alabama
2008	Gordon Beckham	Georgia
2009	Ben Jones	Auburn
2010	Cory Luckie	Auburn
2011	James McCann	Arkansas
2012	Michael Roth	South Carolina
2013	Sam Frost	Mississippi State
2014	Seth Heck	Mississippi State
2015	Seth Heck	Mississippi State
2016	Derek Lance	Tennessee
2017	Zach Logue	Kentucky
2018	Keegan McGovern	Georgia
	Nico Mascia	Tennessee

## SEC Baseball Legends

Year	Name	School
2012	Dr. Jeffrey Laubenthal	Alabama
2012	Kevin McReynolds	Arkansas
2012	Brad Wilkerson	Florida
2012	Rev. Reggie Andrews	Georgia
2013	Hal Baird	Auburn
2013	Terry Shumpert	Kentucky
2013	Skip Bertman	LSU
2013	Gene McArtor	Missouri
2014	Jake Gibbs	Ole Miss
2014	Jay Powell	Mississippi State
2014	Bobby Richardson	South Carolina
2014	Phil Garner	Tennessee
2015	Mark Johnson	Texas A&M
2015	Larry Schmittou	Vanderbilt
2015	Andy Phillips	Alabama
2015	David Eckstein	Florida
2016	Norm DeBriyn	Arkansas
2016	Cris Carpenter	Georgia
2016	Gabe Gross	Auburn
2016	Scott Downs	Kentucky
2017	Ben McDonald	LSU
2017	Dave Silvestri	Missouri
2017	Don Kessinger	Ole Miss
2017	Earl Bass	South Carolina
2018	Ron Polk	Mississippi State
2018	Alan Cockrell	Tennessee
2018	Mark Ross	Texas A&M
2018	David Dellucci	Ole Miss



# NATIONAL AWARDS

## Baseball America

### Coach of the Year

1983 — Barry Shollenberger, Alabama  
 1985 — Ron Polk, Mississippi State  
 1986 — Skip Bertman, LSU  
 1990 — Steve Webber, Georgia  
 1995 — Rod Delmonico, Tennessee  
 1996 — Skip Bertman, LSU  
 1997 — Jim Wells, Alabama  
 2000 — Ray Tanner, South Carolina  
 2004 — David Perno, Georgia  
 2009 — Paul Mainieri, LSU  
 2011 — Kevin O’Sullivan, Florida  
 2014 — Tim Corbin, Vanderbilt

### Player of the Year

1983 — Dave Magadan, 1B, Alabama  
           Derek Lilliquist, LHP, Georgia  
 1989 — Ben McDonald, RHP, LSU  
 1995 — Todd Helton, 1B/P, Tennessee  
 2007 — David Price, P, Vanderbilt  
 2012 — Mike Zunino, C, Florida  
 2014 — AJ Reed, UT/DH, Kentucky  
 2015 — Andrew Benintendi, Arkansas  
 2018 — Brady Singer, Florida

*Note: Baseball America named a Player and a Pitcher of the Year from 1981-1988. In 1989, the publication began naming just one Player of the Year.*

### Freshman of the Year

1983 — Rafael Palmeiro, OF, Mississippi State  
 1985 — Ron Wenrich, OF, Georgia  
 1992 — Todd Walker, 2B, LSU  
 1993 — Brett Laxton, P, LSU  
 1994 — R.A. Dickey, P, Tennessee  
 2004 — Wade Leblanc, P, Alabama  
 2006 — Pedro Alvarez, 3B, Vanderbilt

## Collegiate Baseball

### Coach of the Year

1990 — Steve Webber, Georgia  
 1991 — Skip Bertman, LSU  
 1993 — Skip Bertman, LSU  
 1996 — Skip Bertman, LSU  
           Andy Lopez, Florida  
 1997 — Skip Bertman, LSU  
 2000 — Skip Bertman, LSU  
 2009 — Paul Mainieri, LSU  
 2010 — Ray Tanner, South Carolina  
 2011 — Ray Tanner, South Carolina  
 2014 — Tim Corbin, Vanderbilt  
 2017 — Kevin O’Sullivan, Florida

### Player of the Year

1989 — Ben McDonald, RHP, LSU  
 1992 — Lloyd Peever, RHP, LSU  
 1995 — Todd Helton, 1B/P, Tennessee  
 2000 — Kip Bouknight, P, South Carolina  
 2007 — David Price, P, Vanderbilt  
 2014 — AJ Reed, UT/DH, Kentucky  
 2015 — Andrew Benintendi, Arkansas  
 2017 — Brent Rooker, 1B, Mississippi State

## Collegiate Baseball Foundation

### Coach of the Year

2006 — John Cohen, Kentucky

## D1Baseball.com

### Coach of the Year

2017 — Kevin O’Sullivan, Florida

### Player of the Year

2015 — Andrew Benintendi, Arkansas  
 2018 — Brady Singer, Florida



# SEC WEEKLY HONORS

The Southeastern Conference began naming a player of the week in 1985. In 1987 the league expanded the honor to include a player and pitcher of the week. In 2006, a freshman of the week was added.

## 1985

March 12	Jeff Brantley, MS
March 19	Will Clark, MS
March 26	Will Clark, MS
April 2	Kerry St. Clair, UG
April 9	Randy Clark, UK
April 16	Scott Ruskin, UF
April 23	David Turner, UT
April 30	Joey Cora, VU
	Jeff Brantley, MS
May 6	Doug Duke, UA

## 1986

March 10	Roger Smith, UM
March 17	Pat Bailey, UA
March 24	Cam Hazen, VU
March 31	Derek Lilliquist, UG
April 7	Terry Shumpert, UK
April 14	David Miller, UM
	Kelly Klippenstein, VU
April 21	Ron Powell, UT
April 28	Joey Belle, LS
May 5	Dan Paradoa, MS

## 1987

Player	
March 16	Roger Miller, UG
March 23	Tony Haney, AU
	Joey Fernandez, UF
March 30	Joe Gex, UM
	David Joiner, VU
April 7	Frank Thomas, AU
	Rodney Brewer, UF
April 13	Craig Faulkner, LS
	Kyle Gordon, UM
April 20	Pete Freeman, UG
	Terry Shumpert, UK
April 27	Jack Voigt, LS
	Brad Harvie, VU
May 4	Mitch Knox, UK
May 11	Terry Shumpert, UK
	Joel Smith, UT

## Pitcher

March 16	Matt Coleman, UK
March 23	Derek Lilliquist, UG
March 30	Mike Sodders, UA
April 7	Mike Martin, MS
April 13	Cris Carpenter, UG
April 20	David Oropeza, UA
April 27	Ron Morton, UT
May 4	David Oropeza, UA
	Derek Lilliquist, UG
	Gregg Patterson, LS
May 11	Nelson Arriette, MS

## 1988

Player	
March 22	Jeff Livesey, AU
March 29	Craig Cala, LS
April 5	J.R. Showalter, UG
April 12	Robbie Buchanan, UK
April 18	Jim Schifman, VU
April 25	Philip Doyle, UA
May 2	Tommy Raffo, MS
May 9	Vince Castaldo, UK

## Pitcher

March 22	Johnny Wiggs, UF
March 29	Mike Martin, MS
April 5	Dave Voit, UK
April 12	Dave Voit, UK
April 18	Ben McDonald, LS
April 25	Johnny Wiggs, UF
May 2	Darren Musselwhite, UM
May 9	Johnny Wiggs, UF

## 1989

Player	
March 19	Jamie Abbg, VU
March 26	Tommy Raffo, MS
April 3	J.R. Showalter, UG
April 10	Tommy Raffo, MS
April 17	Clark Preble, AU
April 24	Cary Williams, UA
May 1	Tracy Echols, MS
May 8	Roger Miller, UG

## Pitcher

March 19	Ben McDonald, LS
March 26	Dave Fleming, UG
April 3	Jeff Gidcumb, UF
April 10	Grant Sullivan, UM
April 17	Tommy Milstead, UA
April 24	Mike McLochin, VU
May 1	Rod Bolton, UK
May 8	Tommy Youngblood, UK

## 1990

Player	
March 20	Mike DiFelice, UT
March 27	Jeff Cooper, UG
April 2	Todd O'Donnell, AU
April 10	Tim Edge, AU
April 17	Brian Jester, UG
April 24	Tommy Raffo, MS
May 1	Bo Camposano, UF
May 8	J.R. Showalter, UG

## Pitcher

March 20	Kenny Cargyle, UM
March 27	Bobby Dillon, UT
April 10	Tommy Milstead, UA
April 2	Chris George, MS
April 17	Rod Bolton, UK
April 24	Doug Brennan, UF
May 1	Dave Fleming, UG
May 8	Chad Ogea, LS

## 1991

Player	
March 18	Brannen Veal, AU
March 25	Andrew Albrecht, AU
April 1	Philip Doyle, UA
April 8	Steve Hegan, MS
April 15	Mick Kerns, UA
April 22	Mick Kerns, UA
April 29	Rich Cordani, LS
May 5	Mike Basse, UT
May 13	Joe Vitiello, UA

## Pitcher

March 18	John Burke, UF
March 25	Rick Green, LS
April 1	Marc Valdes, UF
April 8	Paul Fletcher, UT
April 15	Grant Sullivan, UM
April 22	Mark Thompson, UK
April 29	John Powell, AU
May 5	Jim Musselwhite, UG
May 13	Mike Sirotko, LS

## 1992

Player	
March 23	Jeff Abbott, UK
March 30	Blaise Kozeniewski, UG
April 6	Rex Buckner, MS
April 13	Rex Buckner, MS
April 20	Russ Johnson, LS
April 27	Burke Cromer, SC
May 4	Ray Suplee, UG
May 11	Jeff Parnell, SC

## Pitcher

March 23	B.J. Wallace, MS
March 30	Wally Maynard, SC
April 6	Scott Schultz, LS
April 13	Scott Newell, VU

April 20	John Pricher, UF
April 27	Brian Maxcy, UM
May 4	Mark Fuller, AU
May 11	Lloyd Peever, LS

## 1993

Player	
March 27	Todd Walker, LS
April 5	Bo Camposano, UF
April 12	Vee Hightower, VU
April 19	Bubba Trammel, UT
April 26	Joe Biernat, SC
May 3	Eddie Brooks, UK
May 10	Todd Walker, LS
May 16	Todd Helton, UT

## Pitcher

March 29	Carlton Loewer, MS
April 5	Alex Barylak, UG
April 12	Al Drumheller, UA
April 19	John Powell, AU
April 26	Mike Sirotko, LS
May 3	Marc Valdes, UF
May 10	Jason Haynie, SC
May 17	Rob Mosser, SC

## 1994

Player	
March 28	Russ Johnson, LS
April 4	Drew Williams, MS
April 11	Jeff Abbott, UK
April 18	Chris Stowers, UG
April 25	Todd Mensik, UM
May 2	Chan Perry, UF
May 9	Drew Williams, MS
May 17	Nick Morrow, VU

## Pitcher

March 28	Brian Reed, UK
April 4	Todd Abbott, AR
April 11	Rob Bonanno, UF
April 18	R. A. Dickey, UT
April 25	Gary Rath, MS
May 2	John Powell, AU
May 9	Brian Powell, UG
May 17	Scott Schultz, LS

## 1995

Player	
March 28	Russ Johnson, LS
March 27	Todd Helton, UT
April 3	Chris Moller, UA
April 10	Nathan Dunn, LS
April 17	Scott Vieira, UT
April 24	Todd Helton, UT
May 1	Kit Pellow, AR
May 8	Shawn McNally, AU
May 15	Jay Tedesco, UK

## Pitcher

March 27	Jamey Price, UM
April 3	Ryan Halla, AU
April 10	J.J. Pearsall, SC
April 17	Brian Winders, LS
April 24	Chris Morrison, AU
May 1	Joel Colgrove, UA
May 8	Kyle Kennedy, MS
May 15	Todd Helton, UT

## 1996

Player	
March 11	Scott Schroeffel, UT
March 18	Eddy Furniss, LS
March 25	David Eckstein, UF
April 1	Josh Etheredge, AU
April 8	Brett Taft, UA
April 15	Josh Adeb, VU
April 22	Keith Lewis, UM
April 29	Chris Moller, UA
May 6	Brad Wilkerson, UF
May 13	Kit Pellow, AR



# SEC WEEKLY HONORS

Pitcher  
 March 11 ..... Adam Shadburne, UK  
 March 18 ..... Scott Schroeffel, UT  
 March 25 ..... Jason Haynie, SC  
 April 1 ..... Richie Nye, AR  
 April 8 ..... Scott Downs, UK  
 April 15 ..... David Hooten, MS  
 April 22 ..... R.A. Dickey, UT  
 April 29 ..... Phillip Haigler, VU  
 May 6 ..... Kevin Shipp, LS  
 May 13 ..... Joel Colgrove, UA

**1997**  
 Player  
 March 10 ..... Brandon Larson, LS  
 March 17 ..... Roberto Vaz, UA  
 March 24 ..... Justin Ross, UT  
 March 31 ..... Ryan Lundquist, AR  
 April 7 ..... Adam Piatt, MS  
 April 14 ..... Roberto Vaz, UA  
 April 21 ..... Brad Wilkerson, UF  
 April 28 ..... Josh Adeeb, VU  
 May 5 ..... Josh Etheredge, AU  
 May 12 ..... Justin Bunch, UK

Pitcher  
 March 10 ..... Scott Downs, UK  
 March 17 ..... Patrick Coogan, LS  
 March 24 ..... Van Johnson, MS  
 March 31 ..... Tim Hudson, AU  
 April 7 ..... Scott Downs, UK  
 April 14 ..... Josh Gandy, UG  
 April 21 ..... Patrick Coogan, LS  
 April 28 ..... Doug Thompson, LS  
 May 5 ..... Dan Wright, AR  
 May 12 ..... Josh Fogg, UF

**1998**  
 Player  
 March 9 ..... Jeff Pickler, UT  
 March 16 ..... David Ross, UF  
 March 23 ..... Trey McClure, LS  
 March 30 ..... Rodney Nye, AR  
 April 6 ..... Derek Nicholson, UF  
 April 13 ..... G.W. Keller, UA  
 April 20 ..... Adam Everett, SC  
 April 27 ..... Brian Wiese, MS  
 May 4 ..... Josh Dalton, LS  
 May 11 ..... Brad Wilkerson, UF

Pitcher  
 March 9 ..... David Walling, AR  
 March 16 ..... Kip Bouknight, SC  
 March 23 ..... Justin Smith, UA  
 March 30 ..... Chris Demouy, LS  
 April 6 ..... Hayden Gliemmo, AU  
 April 13 ..... Rob Quarstrom, AR  
 April 20 ..... Jeremy Jackson, MS  
 April 27 ..... Josh Paxton, UK  
 May 4 ..... Matt Ginter, MS  
 May 11 ..... Jeff McAvoy, UM

**1999**  
 Player  
 March 15 ..... Andy Phillips, UA  
 March 22 ..... Greg Catalanotte, UF  
 March 29 ..... Jamie Kersh, AU  
 April 5 ..... Jude Voltz, UM  
 April 12 ..... Travis Chapman, MS  
 April 19 ..... Brian Roberts, SC  
 April 26 ..... Kurt Keene, UF  
 May 5 ..... Brad Cresse, LS  
 May 10 ..... G.W. Keller, UA  
 May 17 ..... Casey Dunn, AU

Pitcher  
 March 15 ..... Cliff Brand, UG  
 March 22 ..... Matt Ginter, MS  
 March 29 ..... Kip Bouknight, SC  
 April 5 ..... David Walling, AR

April 12 ..... Jeff McAvoy, UM  
 April 19 ..... Nathan Kent, UK  
 April 26 ..... Jonathan Blankenship, UA  
 May 3 ..... David Walling, AR  
 May 10 ..... Brian Compton, MS  
 May 17 ..... Kurt Ainsworth, LS

**2000**  
 Player  
 March 13 ..... John McHenry, SC  
 March 20 ..... Gabe Gross, AU  
 March 27 ..... Brad Cresse, LS  
 April 3 ..... Doc Brooks, UG  
 April 10 ..... Karl Nonemaker, VU  
 April 17 ..... Cedrick Harris, LS  
 April 24 ..... Shane Kelly, MS  
 May 1 ..... Sam Bozanich, UA  
 May 8 ..... Travis Chapman, MS  
 May 15 ..... Todd Faulkner, AU

Pitcher  
 March 13 ..... Chris Clark, UG  
 March 20 ..... Jamie Bennett, UT  
 March 27 ..... Colter Bean, AU  
 April 3 ..... Peter Bauer, SC  
 April 10 ..... Kip Bouknight, SC  
 April 17 ..... Colter Bean, AU  
 April 24 ..... Eddie Rojas, UF  
 May 1 ..... Mike Smalley, UF  
 May 8 ..... Brian Tallet, LS  
 May 15 ..... Jared Manatt, AR

**2001**  
 Player  
 Feb. 12 ..... Gabe Gross, AU  
 Feb. 19 ..... Kyle Washburn, AR  
 Feb. 26 ..... Zeph Zinsman, LS  
 March 5 ..... Bryan Moore, LS  
 March 12 ..... Ulises Cabrera-Valenzuela, VU  
 March 19 ..... Brian Kirby, AR  
 March 26 ..... Chris Burke, UT  
 April 2 ..... Peter Nystrom, UF  
 April 9 ..... Ryan Theriot, LS  
 April 16 ..... Gabe Gross, AU  
 April 23 ..... Mailon Kent, AU  
 April 30 ..... Josh Christian, UM  
 May 7 ..... Chris Burke, UT  
 May 14 ..... Mailon Kent, AU

Pitcher  
 Feb. 12 ..... Lance Cormier, UA  
 Feb. 19 ..... Pete Montrenes, UM  
 Feb. 26 ..... Gary Bell, SC  
 March 5 ..... Lance Cormier, UA  
 March 12 ..... Brandon Crowe, UT  
 March 19 ..... Kip Bouknight, SC  
 March 26 ..... Tanner Brock, MS  
 April 2 ..... Hayden Gliemmo, AU  
 April 9 ..... Scott Murphy, UG  
 April 16 ..... Lane Mestepey, LS  
 April 23 ..... Gary Bell, SC  
 April 30 ..... Jeffery Carswell, UG  
 May 7 ..... Charlie Isaacson, AR  
 May 14 ..... Lee Gronkiewicz, SC

**2002**  
 Player  
 Feb. 11 ..... Sean Barker, LS  
 Feb. 18 ..... Pat Osborn, UF  
 Feb. 25 ..... Yaron Peters, SC  
 March 4 ..... Brent Boyd, UA  
 March 11 ..... Jeremy Brown, UA  
 March 18 ..... Ryan Shealy, UF  
 March 25 ..... Drew Meyer, SC  
 April 1 ..... Matthew Brinson, MS  
 April 8 ..... Ryan Fox, AR  
 April 15 ..... Burney Hutchinson, UM  
 April 22 ..... Mark Kiger, UF  
 April 29 ..... Brent Boyd, UA  
 May 6 ..... Yaron Peters, SC  
 May 13 ..... Trent Pratt, AU

May 20 ..... Ryan Shealy, UF

Pitcher  
 Feb. 11 ..... David Marchbanks, SC  
 Feb. 18 ..... Jeffery Terrell, UT  
 Feb. 25 ..... Jeremy Sowers, VU  
 March 4 ..... Eric Brandon, AU  
 March 11 ..... Joseph Blanton, UK  
 March 18 ..... Colby Paxton, AU  
 March 25 ..... Gary Hogan, Jr., AR  
 April 1 ..... Keith Ramsey, UF  
 April 8 ..... Lance Cormier, UA  
 April 15 ..... Bo Pettit, LS  
 April 22 ..... T.J. Beam, UM  
 April 29 ..... Brian Wilson, LS  
 May 6 ..... Rob Carrado, UK  
 May 13 ..... Alex Hart, UF  
 May 20 ..... Chris Young, MS

**2003**  
 Player  
 Feb. 10 ..... Stephen Barton, UF  
 Feb. 17 ..... Josh Bell, AU  
 Feb. 24 ..... C.J. Smith, UF  
 March 3 ..... Bobby Huddleston, AU  
 March 10 ..... Beau Hearod, UA  
 March 17 ..... Allen Rice, UA  
 March 24 ..... Tug Hulett, AU  
 April 1 ..... Andrew Wishy, AR  
 April 8 ..... Stephen Head, UM  
 April 15 ..... Aaron Hill, LS  
 April 22 ..... Cesar Nicolas, VU  
 April 29 ..... Ryan Patterson, LS  
 May 6 ..... Bryan Triplett, SC  
 May 13 ..... Justin McClain, UG  
 May 20 ..... Warner Jones, VU

Pitcher  
 Feb. 10 ..... Ben Riley, UT  
 Feb. 17 ..... Allen Pinder, UA  
 Feb. 24 ..... Matt Campbell, SC  
 March 3 ..... Alan Johnson, MS  
 March 10 ..... Adam Sanabria, UF  
 March 17 ..... Jarrett Gardner, AR  
 March 24 ..... Justin Hoyman, UF  
 April 1 ..... Alan Johnson, MS  
 April 8 ..... Jeremy Sowers, VU  
 April 15 ..... David Marchbanks, SC  
 April 22 ..... Scott Wade, VU  
 April 29 ..... Stephen Head, UM  
 May 6 ..... Alan Johnson, MS  
 May 13 ..... Matt Campbell, SC  
 May 20 ..... Matt Campbell, SC

**2004**  
 Player  
 Feb. 16 ..... Steve Pearce, SC  
 Feb. 23 ..... C.J. Smith, UF  
 March 1 ..... Stephen Head, UM  
 March 8 ..... Stephen Head, UM  
 March 15 ..... Michael Rivera, UT  
 March 22 ..... Matt Liuzza, LS  
 March 29 ..... Warner Jones, VU  
 April 5 ..... Clay Harris, LS  
 April 12 ..... Brad Corley, MS  
 April 19 ..... Alex Presley, UM  
 April 26 ..... Ben Harrison, UF  
 May 3 ..... Jeff Corsaletti, UF  
 May 10 ..... Justin Holmes, UG  
 May 17 ..... Brad Corley, MS  
 May 24 ..... Ryan Patterson, LS

Pitcher  
 Feb. 16 ..... Justin Hoyman, UF  
 Feb. 23 ..... Ryan Mullins, VU  
 March 1 ..... Jeremy Sowers, VU  
 March 8 ..... Clay Dirks, LS  
 March 15 ..... Brandon Belcher, UA  
 March 22 ..... Kelen Gibson, UK  
 March 29 ..... Wade LeBlanc, UA  
 April 5 ..... Will Startup, UG

# SEC WEEKLY HONORS

April 12 ..... Jay Sawatski, AR  
 April 19 ..... Kalen Gibson, UK  
 April 26 ..... Matt Campbell, SC  
 May 3 ..... Arik Hempy, SC  
 May 10 ..... Mark Holliman, UM  
 May 17 ..... Aaron Rawl, SC  
 May 24 ..... Jeremy Sowers, VU

## 2005

**Player**  
 Feb. 14 ..... Scott Bridges, AR  
 Feb. 21 ..... Matt LaPorta, UF  
 Feb. 28 ..... Steve Pearce, SC  
 March 7 ..... Billy Grace, UK  
 March 14 ..... Eli Iorg, UT  
 March 21 ..... Brian Pettway, UM  
 March 28 ..... Josh Bell, AU  
 April 4 ..... Mike Baxter, VU  
 April 11 ..... Gabe Scott, UA  
 April 18 ..... Clay Harris, LS  
 April 25 ..... Matt LaPorta, UF  
 May 2 ..... John Shelby, UK  
 May 9 ..... J.P. Arencibia, UT  
 May 16 ..... Ryan Patterson, LS  
 May 23 ..... Matt LaPorta, UF

## Pitcher

Feb. 14 ..... Aaron Rawl, SC  
 Feb. 21 ..... Jensen Lewis, VU  
 Feb. 28 ..... Luke Hochaver, UT  
 March 7 ..... Wade LeBlanc, UA  
 March 14 ..... Josh Sullivan, AU  
 March 21 ..... Luke Hochaver, UT  
 March 28 ..... Todd Doolittle, MS  
 April 4 ..... T.J. Large, UA  
 April 11 ..... Zac McCamie, SC  
 April 18 ..... Ryan Mullins, VU  
 April 25 ..... Clay Dirks, LS  
 May 2 ..... Matt Maloney, UM  
 May 9 ..... Nick Schmidt, AR  
 May 16 ..... Charley Boyce, AR  
 May 23 ..... Jason Determann, LS

## 2006

**Player**  
 Feb. 13 ..... Adam Davis, UF  
 Feb. 20 ..... Mike Bianucci, AU  
 Feb. 27 ..... Bruce Sprowl, LS  
 March 6 ..... Sean Coughlin, UK  
 March 13 ..... Matt Robbins, UG  
 March 20 ..... Ryan Strieby, UK  
 March 27 ..... Antone DeJesus, UK  
 April 3 ..... Alex Presley, UM  
 April 10 ..... Sean Coughlin, UK  
 April 17 ..... Pedro Alvarez, VU  
 April 24 ..... John Shelby, UK  
 May 1 ..... Emeel Salem, UA  
 May 8 ..... Brian Walker, AR  
 May 15 ..... J.P. Arencibia, UT  
 May 22 ..... Matt Downs, UA

## Pitcher

Feb. 13 ..... Nick Schmidt, AR  
 Feb. 20 ..... Darren O'Day, UF  
 Feb. 27 ..... Brooks Brown, UG  
 March 6 ..... Andrew Curse, SC  
 March 13 ..... David Price, VU  
 March 20 ..... Wade LaBlanc, UA  
 March 27 ..... David Price, VU  
 April 3 ..... David Price, VU  
 April 10 ..... David Price, VU  
 April 17 ..... Mike Cisco, SC  
 April 24 ..... Brooks Brown, UG  
 May 1 ..... Mickey Westphal, UG  
 May 8 ..... Justin Pigott, MS  
 May 15 ..... Matt Robinson, UK  
 May 22 ..... Nick Schmidt, AR

## Freshman

Feb. 13 ..... Jarred Bogany, LSU  
 Feb. 20 ..... Josh Lindblom, UT

Feb. 27 ..... Tommy Hunter, UA  
 March 6 ..... Cody Satterwhite, UM  
 March 13 ..... Pedro Alvarez, VU  
 March 20 ..... Tommy Hunter, UA  
 March 27 ..... David Hum, AR  
 April 3 ..... Tommy Hunter, UA  
 April 10 ..... Sean Coughlin, UK  
 April 17 ..... Tony Delmonico, UT  
 April 24 ..... Alex Avila, UA  
 May 1 ..... Justin Smoak, SC  
 May 8 ..... Nathan Moreau, UG  
 May 15 ..... Logan Power, UM  
 May 22 ..... Ryan Flaherty, VU

## 2007

**Player**  
 Week 1 ..... Pedro Alvarez, VU  
 Week 2 ..... Kent Matthes, UA  
 Week 3 ..... Mike Bianucci, AU  
 Week 4 ..... Sean Coughlin, UK  
 Week 5 ..... Justin Henry, UM  
 Week 6 ..... Edward Easley, MS  
 Week 7 ..... Matt LaPorta, UF  
 Week 8 ..... Matt LaPorta, UF  
 Week 9 ..... Travis Jones, SC  
 Week 10 ..... Danny Hamblin, AR  
 Week 11 ..... Brian Leclerc, UF  
 Week 12 ..... Dominic de la Osa, VU  
 Week 13 ..... Travis Jones, SC  
 Week 14 ..... Emeel Salem, UA  
 Week 15 ..... Dominic de la Osa, VU

## Pitcher

Week 1 ..... Brandon Belcher, UA  
 Week 2 ..... David Price, VU  
 Week 3 ..... James Adkins, UT  
 Week 4 ..... Harris Honeycutt, SC  
 Week 5 ..... David Price, VU  
 Week 6 ..... Lance Lynn, UM  
 Week 7 ..... Jess Todd, AR  
 Week 8 ..... Nick Schmidt, AR  
 Week 9 ..... Justin Pigott, MS  
 Week 10 ..... Arik Hempy, SC  
 Week 11 ..... Lance Lynn, UM  
 Week 12 ..... James Adkins, UT  
 Week 13 ..... Nathan Moreau, UG  
 Week 14 ..... Chris Rusin, UK  
 Week 15 ..... Brett Bukvich, UM

## Freshman

Week 1 ..... Lonnie Chisenhall, SC  
 Week 2 ..... Jason Kipnis, UK  
 Week 3 ..... Jared Mitchell, LS  
 Week 4 ..... Andrew Clark, UM  
 Week 5 ..... Brock Wright, UK  
 Week 6 ..... Jake Smith, UA  
 Week 7 ..... Jeff Lockwood, UT  
 Week 8 ..... Brandon Turner, MS  
 Week 9 ..... Taylor Thompson, AU  
 Week 10 ..... Blake Dean, LS  
 Week 11 ..... Brandon Turner, MS  
 Week 12 ..... Jordan Henry, UM  
 Week 13 ..... Blake Dean, LS  
 Week 14 ..... Kyle Mullaney, UF  
 Week 15 ..... Jeff Lockwood, UT

## 2008

**Player**  
 Week 1 ..... Reese Havens, SC  
 Week 2 ..... Sawyer Carroll, UK  
 Week 3 ..... Aaron Murphee, AR  
 Week 4 ..... Gordon Beckham, UG  
 Week 5 ..... Gordon Beckham, UG  
 Week 6 ..... Phil Dasher, SC  
 Week 7 ..... Shawn Griffin, UT  
 Week 8 ..... David Macias, VU  
 Week 9 ..... Collin Cowgill, UK  
 Week 10 ..... Logan Forsythe, AR  
 Week 11 ..... Brandon May, UA  
 Week 12 ..... Ryan Schimpf, LSU

Week 13 ..... Cole Figueroa, UF  
**Pitcher**  
 Week 1 ..... Lance Lynn, UM  
 Week 2 ..... Ryan Verdugo, LSU  
 Week 3 ..... Scott Bittle, UM  
 Week 4 ..... Ricky Bowen, MS  
 Week 5 ..... Bryan Woodall, AU  
 Week 6 ..... Patrick Keating, UF  
 Week 7 ..... Joshua Fields, UG  
 Week 8 ..... Lance Lynn, UM  
 Week 9 ..... Blake Cooper, SC  
 Week 10 ..... Andrew Albers, UK  
 Week 11 ..... Jared Bradford, LSU  
 Week 12 ..... Dallas Keuchel, AR  
 Week 13 ..... James Paxton, UK

## Freshman

Week 1 ..... Andy Wilkins, AR  
 Week 2 ..... Matt Smith, UM  
 Week 3 ..... Kentrail Davis, UT  
 Week 4 ..... Josh Adams, UF  
 Week 5 ..... Tommy Toledo, UM  
 Week 6 ..... Trent Mummey, AU  
 Week 7 ..... Drew Pomeranz, UM  
 Week 8 ..... Kentrail Davis, UT  
 Week 9 ..... Ross Wilson, UA  
 Week 10 ..... Josh Rutledge, UA  
 Week 11 ..... Grant Dayton, AU  
 Week 12 ..... Tim Ferguson, UM  
 Week 13 ..... Ross Wilson, UA

## 2009

**Player**  
 Week 1 ..... Ryan Schimpf, LS  
 Week 2 ..... Kent Matthes, UA  
 Week 3 ..... Chase Leavitt, AR  
 Week 4 ..... Kent Matthes, UA  
 Week 5 ..... Jordan Henry, UM  
 Week 6 ..... Rich Poythress, UG  
 Week 7 ..... Micah Gibbs, LS  
 Week 8 ..... Blake Dean, LS  
 Week 9 ..... P.J. Polk, UT  
 Week 10 ..... Brian Harris, VU  
 Week 11 ..... Brandon May, UA  
 Week 12 ..... Aaron Westlake, VU  
 Week 13 ..... Kyle Henson, UM

## Pitcher

Week 1 ..... Patrick Keating, UF  
 Week 2 ..... Austin Ross, LS  
 Week 3 ..... Chris Rusin, UK  
 Week 4 ..... Louis Coleman, LS  
 Week 5 ..... Matty Ott, LS  
 Week 6 ..... Austin Ross, LS  
 Week 7 ..... Scott Bittle, UM  
 Week 8 ..... Mike Minor, VU  
 Week 9 ..... Brett Eibner, AR  
 Week 10 ..... Matty Ott, LS  
 Week 11 ..... Louis Coleman, LS  
 Week 12 ..... Austin Hyatt, UA  
 Week 13 ..... Sam Dyson, SC

## Freshman

Week 1 ..... Johnathan Taylor, UG  
 Week 2 ..... Aaron Westlake, VU  
 Week 3 ..... Casey McElroy, AU  
 Week 4 ..... Collin Kuhn, AR  
 Week 5 ..... Alex Panteliodis, UF  
 Week 6 ..... Preston Tucker, UG  
 Week 7 ..... Sonny Gray, VU  
 Week 8 ..... Preston Tucker, UF  
 Week 9 ..... Chad Wright, UF  
 Week 10 ..... Preston Tucker, UF  
 Week 11 ..... Jackie Bradley, Jr., SC  
 Week 12 ..... Matt Snyder, UM  
 Week 13 ..... Andy Burns, UK  
 Week 13 ..... Zach Osborne, UT

## 2010

**Player**  
 Week 1 ..... P.J. Polk, UT  
 Week 2 ..... Brian Fletcher, AU



# SEC WEEKLY HONORS

Week 3 ..... Connor Powers, MS  
 Week 4 ..... Ross Wilson, UA  
 Week 5 ..... Hunter Morris, AU  
 Week 6 ..... Zack Cox, AR  
 Week 7 ..... P.J. Polk, UT  
 Week 8 ..... Justin Fradejas, AU  
 Week 9 ..... Connor Powers, MS  
 Week 10 ..... Hunter Morris, AU  
 Week 11 ..... Trent Mummey, AU  
 Week 12 ..... Joe Loftus, VU  
 Week 13 ..... Marcus Nidiffer, UK  
 Week 14 ..... Jake Smith, UA

Pitcher  
 Week 1 ..... Sonny Gray, VU  
 Week 2 ..... Drew Pomeranz, UM  
 Week 3 ..... Logan Darnell, UK  
 Week 4 ..... Bryan Morgado, UT  
 Week 5 ..... Drew Pomeranz, UM  
 Week 6 ..... Sonny Gray, VU  
 Week 7 ..... Drew Smyly, AR  
 Week 8 ..... Jay Brown, SC  
 Week 9 ..... Blake Cooper, SC  
 Week 10 ..... Sam Dyson, SC  
 Week 11 ..... Brett Huber, UM  
 Week 12 ..... Mike Bolsinger, UM  
 Week 13 ..... Sam Dyson, SC  
 Week 14 ..... Kevin Chapman, UF

Freshman  
 Week 1 ..... Taylor Rogers, UK  
 Week 2 ..... Hudson Randall, UF  
 Week 3 ..... Nolan Fontana, UF  
 Week 4 ..... Matt Vinson, AR  
 Week 5 ..... Tyler Webb, SC  
 Week 6 ..... Alex Yarbrough, UM  
 Week 7 ..... Brian Johnson, UF  
 Week 8 ..... Hudson Randall, UF  
 Week 9 ..... Austin Maddox, UF  
 Week 10 ..... Brian Johnson, UF  
 Week 11 ..... Jordan Cooper, UK  
 Week 12 ..... Nolan Fontana, UF  
 Week 13 ..... Kyle Farmer, UG  
 ..... Chris Stratton, MS

**2011**  
 Player  
 Week 1 ..... Nolan Fontana, UF  
 Week 2 ..... Taylor Black, UK  
 Week 3 ..... Kyle Robinson, AR  
 Week 4 ..... Matt Duffy, UT  
 Week 5 ..... Casey McElroy, AU  
 Week 6 ..... Josh Rosecrans, UA  
 Week 7 ..... Mikie Mahtook, LS  
 Week 8 ..... Curt Casali, VU  
 Week 9 ..... Kyle Robinson, AR  
 Week 10 ..... Christian Walker, SC  
 Week 11 ..... Mike Zunino, UF  
 Week 12 ..... Miles Hamblin, UM  
 Week 13 ..... Nolan Fontana, UF

Pitcher  
 Week 1 ..... Kurt McCune, LS  
 Week 2 ..... Derek Varnadore, AU  
 Week 3 ..... Sonny Gray, VU  
 Week 4 ..... Alex Wood, UG  
 Week 5 ..... Hudson Randall, UF  
 Week 6 ..... Grayson Garvin, VU  
 Week 7 ..... Hudson Randall, UF  
 Week 8 ..... Tyler Maloof, UG  
 Week 9 ..... Colby Holmes, SC  
 Week 10 ..... Michael Roth, SC  
 Week 11 ..... Alex Meyer, UK  
 Week 12 ..... Michael Palazzone, UG  
 Week 13 ..... Alex Meyer, UK  
 ..... Colby Holmes, SC

Freshman  
 Week 1 ..... Daryl Norris, MS  
 Week 2 ..... JaCoby Jones, LS  
 Week 3 ..... Zack Powers, UF

Week 4 ..... Corey Littrell, UK  
 Week 5 ..... J.T. Riddle, UK  
 Week 6 ..... Daryl Norris, MS  
 Week 7 ..... Forrest Koumas, SC  
 Week 8 ..... Tony Kemp, VU  
 Week 9 ..... Dillon Ortman, AU  
 Week 10 ..... Dominic Ficociello, AR  
 Week 11 ..... Bobby Wahl, UM  
 Week 12 ..... Conrad Gregor, VU  
 Week 13 ..... Karsten Whitson, UF  
 Week 14 ..... Kevin Gausman, LS  
 Week 15 ..... Dominic Ficociello, AR  
 Week 16 ..... Kevin Gausman, LS

**2012**  
 Player  
 Week 1 ..... D. Steckenrider, UT  
 Week 2 ..... Zac Zellers, UK  
 Week 3 ..... Mason Katz, LS  
 Week 4 ..... Matt Snyder, UM  
 Week 5 ..... Preston Tucker, UF  
 Week 6 ..... Tim Carver, AR  
 Week 7 ..... Ryan Tella, AU  
 Week 8 ..... Taylor Dugas, UA  
 Week 9 ..... Luke Maile, UK  
 Week 10 ..... Brian Johnson, UF  
 Week 11 ..... Luke Maile, UK  
 Week 12 ..... Alex Yarbrough, UM  
 Week 13 ..... Blake Austin, IN  
 Week 14 ..... JaCoby Jones, LS  
 Week 15 ..... Anthony Gomez, VU  
 Week 16 ..... Mason Katz, LS

Pitcher  
 Week 1 ..... Barrett Astin, AR  
 Week 2 ..... Michael Roth, SC  
 Week 3 ..... Bobby Wahl, UM  
 Week 4 ..... Alex Wood, UG  
 Week 5 ..... Kevin Gausman, LS  
 Week 6 ..... Chris Stratton, MS  
 Week 7 ..... Zack Godley, UT  
 Week 8 ..... Brent Bonvillain, LS  
 Week 9 ..... Ryan Eades, LS  
 Week 10 ..... Kendall Graveman, MS  
 Week 11 ..... Chris Stratton, MS  
 Week 12 ..... Alex Wood, UG  
 Week 13 ..... Kevin Gausman, LS  
 Week 14 ..... DJ Baxendale, AR

Freshman  
 Week 1 ..... Taylor Gushue, UF  
 Week 2 ..... Ben Moore, UA  
 Week 3 ..... Taylor Gushue, UF  
 Week 4 ..... D. Henderson, MS  
 Week 5 ..... A.J. Reed, UK  
 Week 6 ..... Justin Kamplain, UA  
 Week 7 ..... J. Montgomery, SC  
 Week 8 ..... Grayson Greiner, SC  
 Week 9 ..... Ben Moore, UA  
 Week 10 ..... Spencer Turnbull, UA  
 Week 11 ..... Casey Turgeon, UF  
 Week 12 ..... Sam Mahar, UK  
 Week 13 ..... Jacob Lindgren, MS

**2013**  
 Player  
 Week 1 ..... Zack Powers, UF  
 Week 2 ..... J.T. Riddle, UK  
 Week 3 ..... LB Dantzer, SC  
 Week 4 ..... A.J. Reed, UK  
 Week 5 ..... Joey Pankake, SC  
 Week 6 ..... Mason Katz, LS  
 Week 7 ..... Alex Bregman, LS  
 Week 8 ..... Mason Katz, LS  
 Week 9 ..... Keaton Steele, MU  
 Week 10 ..... Hunter Renfro, MS  
 Week 11 ..... Nick Ammirati, MS  
 Week 12 ..... Damek Tomscha, AU  
 Week 13 ..... Tony Kemp, VU

Pitcher  
 Week 1 ..... Bobby Wahl, UM  
 Week 2 ..... Philip Pfeifer, VU  
 Week 3 ..... Kevin Ziemeck, VU  
 Week 4 ..... Kevin Ziemeck, VU  
 Week 5 ..... Keaton Steele, MU  
 Week 6 ..... Ryne Stanek, AR  
 Week 7 ..... Jonathon Crawford, UF  
 Week 8 ..... Kendall Graveman, MS  
 Week 9 ..... Zack Godley, UT  
 Week 10 ..... Aaron Nola, LS  
 Week 11 ..... Bobby Wahl, UM  
 Week 12 ..... Aaron Nola, LS  
 Week 13 ..... D. Mengden, AM  
 Week 14 ..... Mike Mayers, UM

Freshman  
 Week 1 ..... Mikey White, UA  
 Week 2 ..... Colin Poche, AR  
 Week 3 ..... J. Moroney, AM  
 Week 4 ..... Trey Killian, AR  
 Week 5 ..... Georgie Salem, UM  
 Week 6 ..... Matt Kent, AM  
 Week 7 ..... Tyler Spoon, AR  
 Week 8 ..... Max Schrock, SC  
 Week 9 ..... Harrison Bader, UF  
 Week 10 ..... Jack Wynkoop, SC  
 Week 11 ..... Hunter Melton, AM  
 Week 12 ..... Jordan Ebert, AU

**2014**  
 Player  
 Week 1 ..... Will Allen, UM  
 Week 2 ..... AJ Reed, UK  
 Week 3 ..... Will Maddox, UT  
 Week 4 ..... Nick Senzel, UT  
 Week 5 ..... Vince Conde, VU  
 Week 6 ..... Micheal Thomas, UK  
 Week 7 ..... Grayson Greiner, SC  
 Week 8 ..... AJ Reed, UK  
 Week 9 ..... Eric Anderson, MU  
 Week 10 ..... Conner Hale, LS  
 Week 11 ..... Austin Bousfield, UM  
 Week 12 ..... Casey Turgeon, UF  
 Week 13 ..... Vince Conde, VU

Pitcher  
 Week 1 ..... Wil Crowe, SC  
 Week 2 ..... Aaron Nola, LS  
 Week 3 ..... Ross Mitchell, MS  
 Week 4 ..... Brett Graves, MU  
 Week 5 ..... Aaron Nola, LS  
 Week 6 ..... Ross Mitchell, MS  
 Week 7 ..... Trey Killian, AR  
 Week 8 ..... Keaton Steele, MU  
 Week 9 ..... Jon Keller, UA  
 Week 10 ..... Jalen Beeks, AR  
 Week 11 ..... Chris Oliver, AR  
 Week 12 ..... Aaron Nola, LS  
 Week 13 ..... Justin Kamplain, UA  
 Week 14 ..... Logan Salow, UK  
 Week 15 ..... Aaron Rhodes, UF  
 Week 16 ..... Ryan Lawlor, UG  
 Week 17 ..... Ross Mitchell, MS  
 Week 18 ..... Robert Tyler, UG

Freshman  
 Week 1 ..... Bryan Reynolds, VU  
 Week 2 ..... Wil Crowe, SC  
 Week 3 ..... Keegan Thompson, AU  
 Week 4 ..... Robert Tyler, UG  
 Week 5 ..... Thomas Burrows, UA  
 Week 6 ..... Jared Poche, LS  
 Week 7 ..... Robert Tyler, UG  
 Week 8 ..... Hunter Webb, UA  
 Week 9 ..... A.J. Puk, UF  
 Week 10 ..... Thomas Burrows, UA  
 Week 11 ..... Jake Fraley, LS  
 Week 12 ..... Nick Banks, AM  
 Week 13 ..... Logan Shore, UF

# SEC WEEKLY HONORS

## 2015

Player

Week 1 ..... Harrison Bader, UF

Week 2 ..... Kade Scivicque, LS  
..... Buddy Reed, UF

Week 3 ..... Anfernee Grier, AU  
..... Zander Wiel, VU

Week 4 ..... Conner Hale, LS

Week 5 ..... Rhett Wiseman, VU

Week 6 ..... Kyle Barrett, UK

Week 7 ..... Zander Wiel, VU

Week 8 ..... Christin Stewart, UT

Week 9 ..... JJ Schwarz, UF

Week 10 ..... Andrew Benintendi, AR

Week 11 ..... Zander Wiel, VU

Week 12 ..... Mitchell Nau, AM

Week 13 ..... Marcus Mooney, SC

Week 14 ..... Chris Chinea, LS  
..... Sikes Orvis, UM

## Pitcher

Week 1 ..... Reggie McClain, MU

Week 2 ..... Reggie McClain, MU

Week 3 ..... Vince Tatum, MS  
..... Kyle Cody, UK

Week 4 ..... Grayson Long, AM

Week 5 ..... Wil Crowe, SC  
..... Bret Marks, UT

Week 6 ..... Grayson Long, AM  
..... Reggie McClain, MU

Week 7 ..... Spencer Jack, UK

Week 8 ..... Tanner Houck, MU

Week 9 ..... Keegan Thompson, AU  
..... Scott Weathersby, UM

Week 10 ..... Cole Lipscomb, AU

Week 11 ..... Zack Brown, UK

Week 12 ..... Keaton McKinney, AR

Week 13 ..... Carson Fulmer, VU  
..... Wyatt Short, UM

Week 14 ..... Carson Fulmer, VU

## Freshman

Week 1 ..... Alex Lange, LS

Week 2 ..... Ryan Gridley, MS

Week 3 ..... JJ Schwarz, UF

Week 4 ..... Riley Mahan, UK

Week 5 ..... Alex Lange, LS

Week 6 ..... Will Golsan, UM

Week 7 ..... Mike Rivera, UF

Week 8 ..... Kyle Wright, VU  
..... Austin Bain, LS

Week 9 ..... Cody Henry, UA

Week 10 ..... Zach Logue, UK

Week 11 ..... Jeren Kendall, VU

Week 12 ..... Brett Bond, MU

Week 13 ..... Alex Lange, LS

Week 14 ..... Keaton McKinney, AR

## 2016

Player

Week 1 ..... Jeren Kendall, VU

Week 2 ..... Michael Bernall, AR  
..... John Jones, SC

Week 3 ..... Evan White, UK

Week 4 ..... Brent Rooker, MS

Week 5 ..... John Jones, SC

Week 6 ..... Evan White, UK

Week 7 ..... Jordan Rodgers, UT

Week 8 ..... Hunter Melton, AM

Week 9 ..... Nick Banks, AM

Week 10 ..... Gene Cone, SC

Week 11 ..... J.B. Woodman, UM

Week 12 ..... Nathaniel Lowe, MS

Week 13 ..... Ryne Birk, AM

Week 14 ..... Nick Senzel, UT

## Pitcher

Week 1 ..... Alex Lange, LS

Week 2 ..... Logan Shore, UF

Week 3 ..... Clarke Schmidt, SC

Week 4 ..... Alex Faedo, UF

..... Jordan Sheffield, VU

Week 5 ..... Dakota Hudson, MS

Week 6 ..... Tanner Houck, MO

Week 7 ..... Dakota Hudson, MS  
..... Robert Tyler, UG

Week 8 ..... Tanner Houck, MO

Week 9 ..... Justin Camp, AU  
..... Jordan Sheffield, VU

Week 10 ..... Logan Shore, UF  
..... Dominic Taccolini, AR

Week 11 ..... Jordan Sheffield, VU

Week 12 ..... Kyle Simonds, AM

Week 13 ..... Kyle Wright, VU

Week 14 ..... Dakota Hudson, MS

## Freshman

Week 1 ..... Tristan Pompey, UK  
..... Kevin Smith, UG

Week 2 ..... Connor Brumfield, MO

Week 3 ..... Brian Sharp, MO

Week 4 ..... Adam Hill, SC

Week 5 ..... Chandler Taylor, UA

Week 6 ..... Braden Webb, SC

Week 7 ..... Braden Webb, SC

Week 8 ..... Jake Mangum, MS

Week 9 ..... Michael Curry, UG

Week 10 ..... James McArthur, UM

Week 11 ..... Braden Webb, SC

Week 12 ..... Brennan Breaux, LS  
..... Sean Hjelle, UK

Week 13 ..... Michael Curry, UG

Week 14 ..... Antoine Duplantis, LS

## 2017

Player

Week 1 ..... Ryan Olenek, UM

Week 2 ..... Brent Rooker, MS

Week 3 ..... Riley Mahan, UK

Week 4 ..... Cole Freeman, LS  
..... Robbie Glendinning, MO

Week 5 ..... Antoine Duplantis, LS

Week 6 ..... Jeren Kendall, VU

Week 7 ..... Brent Rooker, MS

Week 8 ..... Brent Rooker, MS

Week 9 ..... Luke Bonfield, AR

Week 10 ..... Josh Anthony, AU  
..... Riley Mahan, UK

Week 11 ..... Jonah Todd, AU

Week 12 ..... Chandler Taylor, UA

Week 13 ..... Riley Mahan, UK

Week 14 ..... Kramer Robertson, LS

## Pitcher

Week 1 ..... Jared Poche', LS

Week 2 ..... Alex Faedo, UF

Week 3 ..... Keegan Thompson, AU

Week 4 ..... David Parkinson, UM

Week 5 ..... Sean Hjelle, UK

Week 6 ..... Logan Salow, UK

Week 7 ..... Brigham Hill, AM

Week 8 ..... Eric Walker, LS

Week 9 ..... Kyle Wright, VU

Week 10 ..... Alex Faedo, UF

Week 11 ..... James McArthur, UM

Week 12 ..... Trevor Stephan, AR

Week 13 ..... Alex Lange, LS

Week 14 ..... Cole Bartlett, MO

## Freshman

Week 1 ..... Braden Shewmake, AM

Week 2 ..... Justin Ammons, UT

Week 3 ..... Logan Foster, AM

Week 4 ..... Drake Fellows, VU

Week 5 ..... Will Holland, AU  
..... T.J. Sikkema, MO

Week 6 ..... Davis Daniel, AU

Week 7 ..... Cam Shepherd, UG

Week 8 ..... Hunter Coleman, AM

Week 9 ..... Austin Langworthy, UF

Week 10 ..... Ryan Rolison, UM

Week 11 ..... Braden Shewmake, AM

Week 12 ..... Zach Watson, LS

Week 13 ..... Chris Cornelius, MO

Week 14 ..... Zach Hess, LS  
..... T.J. Sikkema, MO

## 2018

Player

Week 1 ..... Carson Shaddy, AR

Week 2 ..... Keegan McGovern, UG  
..... Brian Sharp, MO

Week 3 ..... Luke Heyer, UK

Week 4 ..... Troy Squires, UK

Week 5 ..... Jax Biggers, AR

Week 6 ..... Luke Heyer, UK

Week 7 ..... Jonathan India, UF

Week 8 ..... Tristan Pompey, UK

Week 9 ..... JJ Schwarz, UF  
..... Austin Bain, LS

Week 10 ..... Wil Dalton, UF

Week 11 ..... Kole Cottom, UK

Week 12 ..... Adam Sasser, UG

Week 13 ..... Tyler Keenan, UM

Week 14 ..... Will Holland, AU

## Pitcher

Week 1 ..... Ryan Rolison, UM

Week 2 ..... Adam Hill, SC

Week 3 ..... Bryce Montes De Oca, MO

Week 4 ..... Casey Mize, AU

Week 5 ..... Casey Mize, AU

Week 6 ..... Mason Hickman, VU

Week 7 ..... Parker Caracci, UM

Week 8 ..... Mitchell Kilkeny, AM  
..... Michael Plasmeyer, MO

Week 9 ..... Chris Machamer, UK

Week 10 ..... Justin Lewis, UK

Week 11 ..... Barrett Loseke, AR

Week 12 ..... Casey Mize, AU  
..... Brady Singer, UF

Week 13 ..... Cody Morris, SC

Week 14 ..... Kevin Smith, UG  
..... Jake Walters, UA

## Freshman

Week 1 ..... Zach DeLoach, AM

Week 2 ..... Zach DeLoach, AM

Week 3 ..... Casey Martin, AR

Week 4 ..... Jayson Gonzalez, VU

Week 5 ..... Casey Martin, AR

Week 6 ..... Ryan Webb, UG

Week 7 ..... Tyler Keenan, UM  
..... Ma'Khail Hilliard, LS

Week 8 ..... Tyler Keenan, UM

Week 9 ..... Austin Martin, VU

Week 10 ..... Steven Williams, AU  
..... Logan Chapman, SC

Week 11 ..... Zach DeLoach, AM

Week 12 ..... AJ Labas, LS

Week 13 ..... Daniel Cabrera, LS

Week 14 ..... Tanner Allen, MS



# ALL-SEC TEAMS

## 1951

Mike Mizerany, Alabama . . . . . 1B  
 Chappel Rhino, Ga. Tech . . . . . 2B  
 Bob Lusk, Ga. Tech . . . . . 3B  
 Dan Murphy, Miss. State . . . . . SS  
 Jim Umbricht, Georgia (tie) . . . . . SS  
 George Howell, Alabama . . . . . UT  
 Frank Ramsey, Kentucky . . . . . LF  
 Bert Rechichar, Tennessee . . . . . CF  
 Dud Rushing, Florida . . . . . RF  
 G.P. Anderson, Tennessee . . . . . C  
 Gene Murphy, LSU . . . . . C  
 John Huffstutler, Tennessee . . . . . P  
 Olin Briscoe, Ole Miss . . . . . P  
 Bill Letchworth, Auburn . . . . . P

## 1952

Charles Keller, Kentucky . . . . . 1B  
 Jim Hirsch, Florida . . . . . 2B  
 B.B. Hopkins, Tennessee . . . . . 3B  
 Dan Murphy, Miss. State . . . . . SS  
 Inman Veal, Auburn . . . . . UT  
 Frank Ramsey, Kentucky . . . . . LF  
 Bobby Carr, Alabama . . . . . CF  
 Harry Babcock, Georgia . . . . . RF  
 Haywood Sullivan, Florida . . . . . C  
 Jerry Marchand, LSU . . . . . C  
 Benny McArdle, LSU . . . . . P  
 Ray Weidenbacher, Tulane . . . . . P  
 John Huffstutler, Tennessee . . . . . P

## 1953

Pete Vogt, Tulane . . . . . 1B  
 Frank Bragan, Miss. State . . . . . 2B  
 B.B. Hopkins, Tennessee . . . . . 3B  
 Reggie Andrews, Georgia . . . . . SS  
 Chappel Rhino, Ga. Tech . . . . . UT  
 Frank Ramsey, Kentucky . . . . . LF  
 Jack Reed, Ole Miss . . . . . CF  
 Lewis Gilardoni, Miss. State . . . . . RF  
 Jerry Marchand, LSU . . . . . C  
 Bobby Barnes, Florida . . . . . C  
 Jack Roberts, Georgia . . . . . P  
 Harry Coe, Florida . . . . . P  
 Curt Monroe, Miss. State . . . . . P

## 1954

Lou Pesce, Florida . . . . . 1B  
 Bernie Schreiber, Ole Miss . . . . . 2B  
 Jim Pyburn, Auburn . . . . . 3B  
 Miles Willard, Kentucky . . . . . SS  
 Reggie Andrews, Georgia . . . . . UT  
 Wayne Clark, Florida (tie) . . . . . UT  
 Jackie Parker, Miss. State . . . . . LF  
 Doug Dickey, Auburn . . . . . CF  
 Larry Morris, Ga. Tech . . . . . RF  
 Braxton Nail, Miss. State . . . . . C  
 Don Lloyd, Tulane . . . . . C  
 Paul Susce, Auburn . . . . . P  
 Charles Hawkins, Vanderbilt . . . . . P  
 Gene Lary, Alabama . . . . . P  
 Rudy Simpson, Florida (tie) . . . . . P

## 1955

Frank McNally, Miss. State . . . . . 1B  
 Bernie Schreiber, Ole Miss . . . . . 2B  
 Herb Kosten, Alabama . . . . . 3B  
 Reggie Andrews, Georgia . . . . . SS  
 Bobby McCauley, Ga. Tech . . . . . UT  
 Bobby Barnes, Alabama . . . . . LF  
 Bobby Hunt, Alabama . . . . . CF  
 Doug Dickey, Auburn . . . . . RF  
 Braxton Nail, Miss. State . . . . . C  
 Jerry Bilyk, Florida . . . . . C  
 Gene Lary, Alabama . . . . . P  
 Allen Parrish, Georgia . . . . . P  
 J.P. Anderson, Alabama . . . . . P

## 1956

Sonny Saye, Georgia . . . . . 1B  
 Bernie Schreiber, Ole Miss . . . . . 2B  
 Herb Kosten, Alabama . . . . . 3B  
 Jack Kubiszyn, Alabama . . . . . SS  
 Lane Akers, Ga. Tech . . . . . SS  
 Billy Kinard, Ole Miss . . . . . UT  
 Bobby Barnes, Alabama . . . . . LF  
 Eddie Crawford, Ole Miss . . . . . CF  
 Alton Shell, Auburn . . . . . RF  
 Jerry Bilyk, Florida . . . . . C  
 Gene Simpson, Tennessee . . . . . C  
 Frank Roland, Alabama . . . . . P  
 Dale Willis, Florida . . . . . P  
 Joe Gibbon, Ole Miss . . . . . P  
 Paul Susce, Alabama (tie) . . . . . P  
 Rudy Simpson, Florida (tie) . . . . . P

## 1957

Fred Frickle, Alabama . . . . . 1B  
 Don Gardiner, Miss. State . . . . . 2B  
 John Menger, Ga. Tech . . . . . 3B  
 Jack Kubiszyn, Alabama . . . . . SS  
 Lane Akers, Ga. Tech . . . . . UT  
 Wendell Tarleton, Georgia . . . . . LF  
 John Lee Gainey, Ole Miss . . . . . CF  
 Rex Frederick, Auburn . . . . . RF  
 Bob Gregor, Vanderbilt . . . . . C  
 Tony Reginelli, Tulane . . . . . C  
 Frank Roland, Alabama . . . . . P  
 Buddy Blemken, Ga. Tech . . . . . P  
 Burt Touchberry, Florida . . . . . P

## 1958

Jim Boring, Miss. State . . . . . 1B  
 Al White, LSU . . . . . 2B  
 Doug Litton, Miss. State . . . . . 3B  
 Jack Kubiszyn, Alabama . . . . . SS  
 Bobby Ledford, Alabama . . . . . UT  
 Bernie Parrish, Florida . . . . . LF  
 Charlie Turner, Miss. State . . . . . CF  
 L.F. Lanier, Auburn . . . . . RF  
 Pat Duke, Auburn . . . . . C  
 Bobby Barnes, Florida . . . . . C  
 Red Roberts, Auburn . . . . . P  
 Ray Oestricher, Florida . . . . . P  
 Bob Loffin, LSU . . . . . P

## 1959

Perry McGriff, Florida . . . . . 1B  
 Mike Thomas, Ga. Tech . . . . . 2B  
 Jake Gibbs, Ole Miss . . . . . 3B  
 Dickie Parsons, Kentucky . . . . . SS  
 Ken Chapman, Alabama . . . . . UT  
 Tommy Lewis, Georgia . . . . . LF  
 Bobby Geissing, Florida . . . . . CF  
 Roger Kaiser, Ga. Tech . . . . . RF  
 George Inman, Ga. Tech . . . . . C  
 Bob Khayat, Ole Miss . . . . . C  
 Buddy Blemker, Ga. Tech . . . . . P  
 Ray Weidenbacher, Tulane . . . . . P  
 Larry Williams, Ole Miss . . . . . P  
 Jerry Sharp, Kentucky . . . . . P

## 1960

Ron Overcash, Florida . . . . . 1B  
 Jim Douglas, Auburn . . . . . 2B  
 Jake Gibbs, Ole Miss . . . . . 3B  
 Gene Gianni, Alabama . . . . . SS  
 Gary Dempsey, Miss. State . . . . . UT  
 Billy Jones, Ole Miss . . . . . OF  
 Perry McGriff, Florida . . . . . OF  
 Ken Chapman, Alabama . . . . . OF  
 George Inmans, Ga. Tech . . . . . C  
 Bobby Khayat, Ole Miss . . . . . C  
 Larry Williams, Ole Miss . . . . . P  
 Ed Chambless, Ga. Tech . . . . . P  
 Alan Koch, Auburn . . . . . P

## 1961

### All-SEC

Don Porter, Ole Miss . . . . . 1B  
 Jim Douglas, Auburn . . . . . 2B  
 Jake Gibbs, Ole Miss . . . . . 3B  
 Dickie Parsons, Kentucky . . . . . SS  
 Milledge White, Georgia . . . . . UT  
 Larry Nichols, Auburn . . . . . OF  
 John Bailey, LSU . . . . . OF  
 Charlie Thompson, Ga. Tech . . . . . OF  
 C.W. Price, Florida . . . . . OF  
 Paul Bocher, Florida . . . . . C  
 Bob Cornett, Tulane . . . . . C  
 Allen Smith, LSU . . . . . P  
 Charlie Loyd, Kentucky . . . . . P  
 Dennis Aust, Florida . . . . . P

### Eastern Division

Jack Anderson, Auburn . . . . . 1B  
 Jim Douglas, Auburn . . . . . 2B  
 Milledge White, Georgia . . . . . 3B  
 Dickie Parsons, Kentucky . . . . . SS  
 Larry Nichols, Auburn . . . . . OF  
 Tommy Vandiver, Georgia . . . . . OF  
 Charlie Thompson, Ga. Tech . . . . . OF  
 Billy Williamson, Ga. Tech . . . . . UT  
 C.W. Price, Florida . . . . . UT  
 Paul Booher, Florida . . . . . C  
 Allen Feldhaus, Kentucky . . . . . C  
 Charlie Loyd, Kentucky . . . . . P  
 Dennis Aust, Florida . . . . . P  
 Jim Boyd, Auburn . . . . . P

### Western Division

Don Porter, Ole Miss . . . . . 1B  
 Don Pope, Miss. State . . . . . 2B  
 Jake Gibbs, Ole Miss . . . . . 3B  
 Larry Edmonson, LSU . . . . . SS  
 John Bailey, LSU . . . . . OF  
 Ken Chapman, Alabama . . . . . OF  
 Doug Elmore, Ole Miss . . . . . OF  
 Larry Brannon, Miss. State . . . . . UT  
 Frank Dempsey, Miss. State . . . . . UT  
 Bob Cornett, Tulane . . . . . C  
 Nathan Bedford, Alabama . . . . . C  
 Allen Smith, LSU . . . . . P  
 Bobby Siedell, Ole Miss . . . . . P  
 Lynn Amadee, LSU . . . . . P

## 1962

### All-SEC

John Gher, Ga. Tech . . . . . 1B  
 Jerry Ellis, Alabama . . . . . 2B  
 Hal Green, Miss. State . . . . . 3B  
 Donnie Kessinger, Ole Miss . . . . . SS  
 Tom Moore, Florida . . . . . UT  
 Larry Nichols, Auburn . . . . . OF  
 Bill Etheridge, Miss. State . . . . . OF  
 Glen Baker, Alabama . . . . . OF  
 Ronnie Braddock, Georgia . . . . . OF  
 Len Scheinholt, Florida . . . . . C  
 Art Nester, Miss. State . . . . . C  
 Frank Montgomery, Miss. State . . . . . P  
 Allen Smith, LSU . . . . . P  
 Jerry Nicholson, Florida . . . . . P

### Eastern Division

Joe Gher, Ga. Tech . . . . . 1B  
 Ken Hudgens, Tennessee . . . . . 2B  
 Tom Moore, Florida . . . . . 3B  
 Joey Miller, Georgia . . . . . SS  
 Wayne Fowler, Auburn . . . . . UT  
 Larry Nichols, Auburn . . . . . OF  
 Al Lopez, Florida . . . . . OF  
 Ronnie Braddock, Georgia . . . . . OF  
 John Maddox, Tennessee . . . . . OF  
 Len Scheinholt, Florida . . . . . C  
 Richie Conliff, Ga. Tech . . . . . C  
 Joe Overton, Auburn . . . . . P

Jerry Nicholson, Florida . . . . . P  
 Jim Herbert, Tennessee . . . . . P

### Western Division

Ronnie Norton, Miss. State . . . . . 1B  
 Jerry Ellis, Alabama . . . . . 2B  
 Hal Green, Miss. State . . . . . 3B  
 Donnie Kessinger, Ole Miss . . . . . SS  
 Larry Edmondsaon, LSU . . . . . UT  
 Glen Baker, Alabama . . . . . OF  
 Bill Etheridge, Miss. State . . . . . OF  
 Jimmy Field, LSU . . . . . OF  
 Johnny Cantrell, Miss. State . . . . . OF  
 Bob Cornett, Tulane . . . . . C  
 Art Nester, Miss. State . . . . . C  
 Frank Montgomery, Miss. State . . . . . P  
 Allen Smith, LSU . . . . . P  
 Earl Griffin, Alabama . . . . . P

## 1963

### All-SEC

Bill Etheridge, Miss. State . . . . . 1B  
 Carol Lenoux, Florida . . . . . 2B  
 Tom Moore, Florida . . . . . 3B  
 Donnie Kessinger, Ole Miss . . . . . SS  
 Wayne Meadows, Florida . . . . . UT  
 Jim Bachus, Auburn . . . . . OF  
 Gene Achord, LSU . . . . . OF  
 Ashton Wells, Alabama . . . . . OF  
 Ronnie Braddock, Georgia . . . . . OF  
 George Shuford, Tennessee . . . . . C  
 Vic Svetlay, Auburn . . . . . C  
 Joe Overton, Auburn . . . . . P  
 Danny Eggart, Florida . . . . . P  
 Tommy Keyes, Ole Miss . . . . . P

### Eastern Division

Cotton Nash, Kentucky . . . . . 1B  
 Carol Lenoux, Florida . . . . . 2B  
 Tom Moore, Florida . . . . . 3B  
 Otis Bibb, Auburn . . . . . SS  
 Elliott Hembree, Vanderbilt . . . . . UT  
 Jack Ervin, Tennessee . . . . . LF  
 Jim Bachus, Auburn . . . . . CF  
 Ron Braddock, Georgia . . . . . RF  
 Jimmy Adams, Ga. Tech . . . . . UT  
 George Shuford, Tennessee . . . . . C  
 Vic Svetlay, Auburn . . . . . C  
 Joe Overton, Auburn . . . . . P  
 Danny Eggart, Florida . . . . . P  
 Don Pierce, Georgia . . . . . P

### Western Division

Bill Etheridge, Miss. State . . . . . 1B  
 Mike Box, Alabama . . . . . 2B  
 David Jennings, Ole Miss . . . . . 3B  
 Donnie Kessinger, Ole Miss . . . . . SS  
 Wayne Meadows, Miss State . . . . . UT  
 Freddie Roberts, Ole Miss . . . . . LF  
 Gene Achord, LSU . . . . . CF  
 Shelton Wells, Alabama . . . . . RF  
 Bobby Neider, Tulane . . . . . UT  
 Buddy French, Alabama . . . . . C  
 Charles Smith, Miss. State . . . . . C  
 Doug Hutton, Miss. State . . . . . P  
 Wiley Diel, LSU . . . . . P

## 1964

### All-SEC

Tommy Keyes, Ole Miss . . . . . 1B  
 Jimmy Martin, Auburn . . . . . 2B  
 Jim Barfield, Auburn . . . . . 3B  
 Donnie Kessinger, Ole Miss . . . . . SS  
 Otis Bibb, Auburn . . . . . UT  
 Glenn Lusk, Ole Miss . . . . . OF  
 Mickey Andrews, Alabama . . . . . OF  
 Jack Ervin, Tennessee . . . . . OF  
 Bill Blomgren, Florida . . . . . OF  
 Harry Doles, Auburn . . . . . C

# ALL-SEC TEAMS

Buddy French, Alabama	C
Jimmy Crysel, Auburn	P
Richie Prine, Ole Miss	P
Steve George, LSU	P

## Eastern Division

Tom Shannon, Florida	1B
Jimmy Martin, Auburn	2B
Jimmy Barfield, Auburn	3B
Otis Bibb, Auburn	SS
Jim Bonin, Kentucky	UT
Jack Ervin, Tennessee	OF
Jim Bachus, Auburn	OF
Dink Haire, Auburn	OF
Bill Blomgren, Florida	OF
Harry Doles, Auburn	C
Dave Porter, Florida	C
Jim Crysel, Auburn	P
Steve Calloway, Kentucky	P
Charles Anderson, Florida	P

## Western Division

Tommy Keyes, Ole Miss	1B
Billy Sumrall, Ole Miss	2B
Harry Morel, LSU	3B
Donnie Kessinger, Ole Miss	SS
Wayne Meadows, Miss State	UT
Glen Lusk, Ole Miss	OF
Mickey Andrews, Alabama	OF
Gene Achord, LSU	OF
Fred Roberts, Ole Miss	OF
Buddy French, Alabama	C
Dennis Malpass, Tulane	C
Richie Prine, Ole Miss	P
Steve Georgie, LSU	P
Frank Chambers, Ole Miss	P

## 1965

### All-SEC

Jimmy Yawn, Ole Miss	1B
Pete McKenzie, Auburn	2B
Randy Embry, Kentucky	3B
Dave Flettrich, Tulane	SS
Jim Monin, Kentucky	UT
Allen Trammell, Florida	OF
Del Unser, Miss. State	OF
Dink Haire, Auburn	OF
Mike Burns, Miss. State	OF
Buddy French, Alabama	C
Harry Doles, Auburn	C
Monte Sharpe, Auburn	P
John Olagues, Tulane	P
Ken Tatum, Miss. State	P

### Eastern Division

Tom Shannon, Florida	1B
Pete McKenzie, Auburn	2B
Randy Embry, Kentucky	3B
Jim Monin, Kentucky	SS
Tom Reid, Georgia	UT
Allen Trammell, Florida	OF
Dink Haire, Auburn	OF
Frank Fryer, Auburn	OF
Danny Neff, Tennessee	OF
Harry Doles, Auburn	C
Pete Fritsch, Kentucky	C
Monte Sharpe, Auburn	P
Bill Ferrell, Tennessee	P
Kenny Lewis, Kentucky	P

## Western Division

Jimmy Yawn, Ole Miss	1B
Billy Sumrall, Ole Miss	2B
Johnny Mosley, Alabama	3B
Dave Flettrich, Tulane	SS
Don Bell, Miss. State	UT
Del Unser, Miss. State	OF
Mike Burns, Miss. State	OF
Jim McGill, Tulane	OF
Charlie Williams, Ole Miss	OF
Buddy French, Alabama	C
Joe Weible, Tulane	C
Ken Tatum, Miss. State	P
Frank Chambers, Miss. State	P
John Olagues, Tulane	P

## 1966

### All-SEC

Joe McCorqudale, Alabama	1B
Ronnie Scott, Tulane	2B
Don Bell, Miss. State	3B
Scotty Long, Auburn	SS
Jimmy Yawn, Ole Miss	UT
Jack Ervin, Tennessee	OF
Frank Fryer, Auburn	OF
Del Unser, Miss. State	OF
Mike Roos, Tulane	OF
Pete Fritsch, Kentucky	C
Chet Bergalowski, Ole Miss	C
Ken Tatum, Miss. State	P
Scotty Hasler, Ole Miss	P
Q.V. Lowe, Auburn	P

### Eastern Division

John Burpo, Tennessee	1B
Bruce Moore, Florida	2B
Ralph Wells, Auburn	3B
Scotty Long, Auburn	SS
Darryl Lowe, Tennessee	UT
Jack Ervin, Tennessee	OF
Frank Fryer, Auburn	OF
Bob O'Callaghan, Georgia	OF
Jim Frazier, Florida	OF
Pete Fritsch, Kentucky	C
Jack Kenworthy, Florida	C
Q.V. Lowe, Auburn	P
Mike Lawler, Tennessee	P
Kelly Prior, Florida	P

### Western Division

Joe McCorqudale, Alabama	1B
Jimmy Yawn, Ole Miss	2B
Don Bell, Miss. State	3B
Ronnie Scott, Tulane	SS
Gary Washington, Miss. State	UT
Del Unser, Miss. State	OF
Charlie Williams, Ole Miss	OF
Mike Roos, Tulane	OF
Glenn Lusk, Ole Miss	OF
Chet Bergalowski, Ole Miss	C
Frank Portera, Miss. State	C
Ken Tatum, Miss. State	P
Scotty Hasler, Ole Miss	P
Bruce Baudler, LSU	P

## 1967

### All-SEC

Gary Washington, Miss. State	1B
Jimmy Yawn, Ole Miss	2B
Greg Golden, Auburn	3B
Richard Trapp, Florida	SS
Tommy Nichols, Ole Miss	UT
George Johnson, Alabama	OF
Rick Countryman, Auburn	OF
Mike Mondelli, Tennessee	OF
Steve Ogin, LSU	OF
Tom Giles, LSU	C
Ron Hicks, Kentucky	C
Q.V. Lowe, Auburn	P

Freddy Glass, Alabama	P
Kelly Prior, Florida	P

## Eastern Division

Terry Stroemer, Florida	1B
Pete McKenzie, Auburn	2B
Greg Golden, Auburn	3B
Richard Trapp, Florida	SS
Scotty Long, Auburn	UT
Rick Countryman, Auburn	OF
Mike Mondelli, Tennessee	OF
Bobby Etter, Georgia	OF
Kit Bradshaw, Georgia	OF
Ron Hicks, Kentucky	C
Ed Gross, Florida	C
Q.V. Lowe, Auburn	P
Kelly Prior, Florida	P
Dave Tiller, Tennessee	P

## Western Division

Gary Washington, Miss. State	1B
Jimmy Yawn, Ole Miss	2B
Ronnie Robinson, Ole Miss	3B
Tommy Nichols, Ole Miss	SS
Ken Beesley, Miss. State	UT
George Johnson, Alabama	OF
Jim Howarth, Miss. State	OF
Glen Lusk, Ole Miss	OF
Steve Ogin, LSU	OF
Tom Giles, LSU	C
Bobby Wade, Ole Miss	C
Freddy Glass, Alabama	P
Denis Hall, Miss. State	P
Scotty Hasler, Ole Miss	P

## 1968

### All-SEC

Frank Baldasare, Auburn	1B
John Shaw, Ole Miss	2B
Stan Moss, Alabama	3B
Richard Trapp, Florida	SS
Larry Fielder, Tennessee	UT
Bob Leake, LSU	OF
Jim Howarth, Miss. State	OF
George Simmons, Auburn	OF
Nick Nicosia, Florida	OF
Sam Fletcher, Miss. State	C
Mike Ovca, Florida	C
Glenn Pickren, Florida	P
Eddie Propst, Alabama	P
Mike Innes, Alabama	P

### Eastern Division

Frank Baldasare, Auburn	1B
Larry Fielder, Tennessee	2B
Greg Golden, Auburn	3B
Richard Trapp, Florida	SS
Rick Anderson, Kentucky	UT
Nick Nicosia, Florida	OF
George Simmons, Auburn	OF
Sam Ewing, Tennessee	OF
Jim Simpson, Georgia	OF
Mike Ovca, Florida	C
Jim McBride, Tennessee	C
Glen Pickren, Florida	P
Buddy Copeland, Georgia	P
John Hammett, Tennessee	P

## Western Division

Ed McLarty, Ole Miss	1B
John Shaw, Ole Miss	2B
Stan Moss, Alabama	3B
J.C. Ranelli, Alabama	SS
Ron Hunt, LSU	UT
Bob Leake, LSU	OF
Jim Howarth, Miss. State	OF
Bill Parker, Alabama	OF
Lee Moore, Ole Miss	OF
Sam Fletcher, Miss. State	C
Bobby Wade, Ole Miss	C
Eddie Propst, Alabama	P
Mike Innes, Alabama	P
Brantley Jones, Miss. State	P

## 1969

### All-SEC

Ed McLarty, Ole Miss	1B
Phil Garner, Tennessee	2B
Whitey Adams, Ole Miss	3B
John Shafer, Auburn	SS
J.C. Ranelli, Alabama	UT
Sam Ewing, Tennessee	OF
Manuel Washington, Miss. State	OF
Jack Traffanstedt, Alabama	OF
Mike Ovca, Florida	C
Tom Giles, LSU	C
Jim Courier, Florida	P
Mike Innes, Alabama	P
Jimmy Lee, Tennessee	P

### Eastern Division

Skip Lujack, Florida	1B
Phil Garner, Tennessee	2B
Rod Wright, Florida	3B
John Shafer, Auburn	SS
Jimmy Conn, Vanderbilt	UT
Sam Ewing, Tennessee	OF
Guy McTheny, Florida	OF
Bill Miller, Georgia	OF
Mike Ovca, Florida	C
Andy Merchant, Auburn	C
Jim Courier, Florida	P
Jimmy Lee, Tennessee	P
Elliott Jones, Vanderbilt	P

### Western Division

Ed McLarty, Ole Miss	1B
John Shaw, Ole Miss	2B
Whitey Adams, Ole Miss	3B
J.C. Ranelli, Alabama	SS
Bobbie Crosswell, Miss. State	UT
Jack Traffanstedt, Alabama	OF
Manuel Washington, Miss. State	OF
Tom Giles, LSU	C
Mike Innes, Alabama	P
Brantley Jones, Miss. State	P
Fred Setser, Ole Miss	P

## 1970

### All-SEC

Jocko Potts, Miss. State	1B
John Shaw, Ole Miss	2B
Steve Tingle, Kentucky	3B
Archie Manning, Ole Miss	SS
Phil Garner, Tennessee	UT
Sam Ewing, Tennessee	OF
Bobby Tucker, Tennessee	OF
Tony Dobies, Florida	OF
Dave Phares, Miss. State	OF
Fred Yilling, Miss. State	C
Andy Merchant, Auburn	C
Brantley Jones, Miss. State	P
Jimmy Lee, Tennessee	P
Bob Cannon, Georgia	P



# ALL-SEC TEAMS

## Eastern Division

Bill Winchester, Vanderbilt	1B
Phil Garner, Tennessee	2B
Steve Tingle, Kentucky	3B
Pete Rancont, Auburn	SS
Steve Estep, Vanderbilt	UT
Sam Ewing, Tennessee	OF
Bobby Tucker, Tennessee	OF
Tony Dobies, Florida	OF
Mike Harrelson, Georgia	OF
Andy Merchant, Auburn	C
Will Harman, Florida	C
Jimmy Lee, Tennessee	P
Bobby Cannon, Georgia	P
Wayne Rogers, Florida	P

## Western Division

Jocko Potts, Miss. State	1B
John Shaw, Ole Miss	2B
Whitey Adams, Ole Miss	3B
Archie Manning, Ole Miss	SS
Bobby Crosswell, Miss. State	UT
Dave Phares, Miss. State	OF
Bill Bright, LSU	OF
Terry Dubose, LSU	OF
Tommy Magee, Ole Miss	OF
Fred Yilling, Miss. State	C
M.A. McCoy, Ole Miss	C
Brantley Jones, Miss. State	P
Kenny Kaurez, Ole Miss	P
Dennis Hall, Miss. State	P

## 1971

### All-SEC

Bobby Tucker, Tennessee	1B
Steve Estep, Vanderbilt	2B
Phil Still, Miss. State	3B
Bobby Crosswell, Miss. State	SS
Jerry Reasonover, Vanderbilt	UT
Joey Martin, Auburn	OF
Derek Bryant, Kentucky	OF
Ted Milton, Miss. State	OF
Craig Burns, LSU	OF
Andy Merchant, Auburn	C
Dennis Starr, Ole Miss	C
Mike Proffitt, Miss. State	P
Jeff Peeples, Vanderbilt	P
Jerry Thompson, Miss. State	P

### Eastern Division

Bobby Tucker, Tennessee	1B
Steve Estep, Vanderbilt	2B
Jerry Reasonover, Vanderbilt	3B
Pete Rancont, Auburn	SS
Arch Johnson, Georgia	UT
Derek Bryant, Kentucky	OF
Joey Martin, Auburn	OF
Roger McKinney, Tennessee	OF
Dave Blair, Kentucky	OF
Andy Merchant, Auburn	C
Will Harmon, Florida	C
Jeff Peeples, Vanderbilt	P
Mike Willis, Vanderbilt	P
Earl Nance, Auburn	P

### Western Division

Zack Rogers, Alabama	1B
Dave Mewbourne, Alabama	2B
Phil Still, Miss. State	3B
Bobby Crosswell, Miss. State	SS
Steve Dillard, Ole Miss	UT
Craig Burns, LSU	OF
Ted Milton, Miss. State	OF
Tommy Magee, Ole Miss	OF
Paul Husband, Ole Miss	OF
Dennis Starr, Ole Miss	C
Bruce Irvin, Miss. State	C
Mike Proffitt, Miss. State	P
Jerry Thompson, Miss. State	P
Louis Farmer, LSU	P

## 1972

### All-SEC

Bill Winchester, Vanderbilt	1B
Steve Estep, Vanderbilt	2B
Jim Lett, Kentucky	3B
Steve Dillard, Ole Miss	SS
Mike Miley, LSU	UT
Paul Husband, Ole Miss	OF
Rex Bynum, Alabama	OF
Bobby Tucker, Tennessee	OF
Joe Haefner, Auburn	OF
Andy Merchant, Auburn	C
Glenn Woodruff, Alabama	C
Jim Pittman, Ole Miss	P
Randy Wiles, LSU	P
Jeff Peeples, Vanderbilt	P

### Eastern Division

Bill Winchester, Vanderbilt	1B
Steve Estep, Vanderbilt	2B
Jim Lett, Kentucky	3B
Ray Hull, Florida	SS
Roger Webb, Kentucky	UT
Joe Haefner, Auburn	OF
Bobby Tucker, Tennessee	OF
Derek Bryant, Kentucky	OF
Roger McKinney, Tennessee	OF
Andy Merchant, Auburn	C
Jim Carter, Georgia	C
Jeff Peeples, Vanderbilt	P
Mike Willis, Vanderbilt	P
Joe O'Brien, Tennessee	P

### Western Division

Zack Rogers, Alabama	1B
Robin Cary, Alabama	2B
Bobby Spaulding, Ole Miss	3B
Steve Dillard, Ole Miss	SS
Mike Miley, LSU	UT
Paul Husband, Ole Miss	OF
Rex Bynum, Alabama	OF
Norris Weese, Ole Miss	OF
Rick Spica, Miss. State	OF
Glenn Woodruff, Alabama	C
Dennis Starr, Ole Miss	C
Mike Proffitt, Miss. State	P
Randy Wiles, LSU	P
Jim Pittman, Ole Miss	P

## 1973

### All-SEC

Billy Griffith, Georgia	1B
David Bowden, Florida	2B
Dale Holland, Miss. State	2B
Butch Hobson, Alabama	3B
Ted Shipley, Vanderbilt	SS
Gerald Keigley, LSU	UT
Bobby Tucker, Tennessee	OF
Paul Husband, Ole Miss	OF
Rick Duncan, Vanderbilt	OF
Derek Bryant, Kentucky	OF
Greg Collins, Vanderbilt	C
John Fuller, Florida	C
Jeff Peeples, Vanderbilt	P
Pat Moock, LSU	P
Mie Newman, Florida	P

### Eastern Division

Billy Griffith, Georgia	1B
David Bowden, Florida	2B
Vick Sharek, Auburn	3B
Ted Shipley, Vanderbilt	SS
Condredge Holloway, Tenn.	UT
Bobby Tucker, Tennessee	OF
Rick Duncan, Vanderbilt	OF
Derek Bryant, Kentucky	OF
Mark Hatchett, Auburn	OF
Greg Collins, Vanderbilt	C
John Fuller, Florida	C

Jeff Peeples, Vanderbilt	P
Mike Newman, Florida	P
Joe O'Brien, Tennessee	P

### Western Division

Rick Counts, Miss. State	1B
Dale Holland, Miss. State	2B
Butch Hobson, Alabama	3B
Joe Hawley, Alabama	SS
Gerald Keigley, LSU	UT
Paul Husband, Ole Miss	OF
Robin Cary, Alabama	OF
Mike Sonderegger, LSU	OF
Randy Collins, Alabama	OF
Norris Weese, Ole Miss	OF
Dennis Starr, Ole Miss	C
Rich Potter, Alabama	C
Pat Moock, LSU	P
Barry Gaddis, Ole Miss	P

## 1974

### All-SEC

Marvis Foley, Kentucky	1B
T.Y. Gunter, Ole Miss	2B
Vick Sharek, Auburn	3B
Ted Shipley, Vanderbilt	SS
Wayne Pinkerton, Miss. State	UT
Robin Cary, Alabama	OF
Rick Duncan, Vanderbilt	OF
Sammy Rick, Florida	OF
Gerald Belcher, Kentucky	OF
Ricky Davidson, Miss. State	C
John Fuller, Florida	C
Doug Corbett, Florida	P
Rick Rhodes, Vanderbilt	P
Davis May, Auburn	P

### Eastern Division

Marvis Foley, Kentucky	1B
Sonny Denniston, Kentucky	2B
Vic Sharek, Auburn	3B
Ted Shipley, Vanderbilt	SS
Condredge Holloway, Tennessee	UT
Rick Duncan, Vanderbilt	OF
Sammy Rick, Florida	OF
Gerald Belcher, Kentucky	OF
Rodney Woods, Tennessee	OF
John Fuller, Florida	C
Steve Tinsley, Vanderbilt	C
Doug Corbett, Florida	P
Rick Rhodes, Vanderbilt	P
David May, Auburn	P

### Western Division

David Zauchin, Alabama	1B
T.Y. Gunter, Ole Miss	2B
James White, Alabama	3B
Wayne Pinkerton, Miss. State	SS
Mike Miley, LSU	UT
Robin Cary, Alabama	OF
Pat Ball, Ole Miss	OF
Randy Aldridge, LSU	OF
Norman Lacey, Alabama	OF
Rick Davidson, Miss. State	C
Rich Potter, Alabama	C
Lamar Pritchard, Miss. State	P
Tom Charpentier, LSU	P
Jimmy Archibald, Alabama	P

## 1975

### All-SEC

Steve Frank, LSU	1B
Gene Menees, Vanderbilt	2B
Wally McMakin, LSU	3B
Condredge Holloway, Tennessee	SS
David Bowden, Florida	UT
Rick Duncan, Vanderbilt	OF
Pat Ball, Ole Miss	OF
Larry Littleton, Georgia	OF

Bubba Wilson, Georgia	OF
Marvis Foley, Kentucky	C
Danny Starr, Ole Miss	C
Ed McCaw, Kentucky	P
Pat Moock, LSU	P
Mike Park, Ole Miss	P
Rick Honeycutt, Tennessee	DH

### Eastern Division

LeRoy Robbins, Kentucky	1B
Gene Menees, Vanderbilt	2B
David Bowden, Florida	3B
Condredge Holloway, Tennessee	SS
Roger Holt, Florida	UT
Rick Duncan, Vanderbilt	OF
Tommy West, Tennessee	OF
Larry Littleton, Georgia	OF
Bubba Wilson, Georgia	OF
Marvis Foley, Kentucky	C
Hal Bibee, Tennessee	C
Ed McCaw, Kentucky	P
Bill Ivie, Georgia	P
Micky Register, Georgia	P
Rick Honeycutt, Tennessee	DH

### Western Division

Steve Frank, LSU	1B
Gary Oakley, Ole Miss	2B
Wally McMakin, LSU	3B
T.Y. Gunter, Ole Miss	SS
Larry Keenum, Alabama	UT
Pat Ball, Ole Miss	OF
Vaughn Meiners, LSU	OF
Larry Mims, Alabama	OF
Larry Buckley, Miss. State	OF
Danny Starr, Ole Miss	C
Tommy Saizan, LSU	C
Pat Moock, LSU	P
Mike Park, Ole Miss	P
Jim Lindsay, Alabama	P
Steve Hill, Miss. State	DH

## 1976

### All-SEC

Rick Honeycutt, Tennessee	1B
Robbie Howard, Tennessee	2B
Richie Howard, Auburn	3B
Tony Toups, LSU	SS
Larry Keenum, Alabama	IT
Darrell Saunders, Kentucky	OF
Curt Cope, Auburn	OF
Billy Fouch, Kentucky	OF
Steve Chandler, Vanderbilt	OF
LeRoy Robbins, Kentucky	DH
John Koenen, Kentucky	C
Tommy Morton, Auburn	C
Paul Stefan, LSU	P
Joe Beckwith, Auburn	P
Robert Hsdon, Auburn	P

### Eastern Division

Rick Honeycutt, Tennessee	1B
Robbie Howard, Tennessee	2B
Bill Hardin, Vanderbilt	3B
Robert Holt, Florida	SS
Bubba Wilson, Georgia	UT
Darrell Saunders, Kentucky	OF
Brad Bradshaw, Tennessee	OF
Billy Fouch, Kentucky	OF
Steve Chandler, Vanderbilt	OF
LeRoy Robbins, Kentucky	DH
John Koenen, Kentucky	C
Mark Batchko, Tennessee	C
Mike Smithson, Tennessee	P
Tim Graven, Kentucky	P
Bob Meadows, Auburn	P

### Western Division

Dave Duffner, Auburn	1B
Mickey Miller, Auburn	2B
Richie Howard, Auburn	3B

# ALL-SEC TEAMS



Tony Toups, LSU . . . . . SS  
 Bill Montgomery, Miss. State . . . . . UT  
 Larry Keenum, Alabama . . . . . DH  
 Ronnie Hamilton, Alabama . . . . . OF  
 Curt Cope, Auburn . . . . . OF  
 Fred Dunlap, Miss. State . . . . . OF  
 Ronnie Russell, Ole Miss . . . . . OF  
 Tommy Morton, Auburn . . . . . C  
 Danny Starr, Ole Miss . . . . . C  
 Paul Stefan, LSU . . . . . P  
 Joe Beckwith, Auburn . . . . . P  
 Robert Hudson, Auburn . . . . . P

## 1977

### All-SEC

Jim Kallahaer, Miss. State . . . . . 1B  
 Mark Barnthouse, Ole Miss . . . . . 2B  
 David Lanning, Georgia . . . . . 3B  
 Roger Holt, Florida . . . . . SS  
 Bubba Kizer, Georgia . . . . . UT  
 Nat Showalter, Miss. State . . . . . OF  
 Mike Kelley, Miss. State . . . . . OF  
 Jerry Robertson, Vanderbilt . . . . . OF  
 Jimmy Sherrill, Kentucky . . . . . OF  
 Jeff Tillman, Alabama . . . . . DH  
 Mike Wright, Vanderbilt . . . . . C  
 Russ Aldrich, Miss. State . . . . . C  
 Joe Beckwith, Auburn . . . . . P  
 Jack Lazorko, Miss. State . . . . . P

### Eastern Division

Dean Empie, Florida . . . . . 1B  
 John Cortese, Florida . . . . . 2B  
 David Lanning, Georgia . . . . . 3B  
 Roger Holt, Florida . . . . . SS  
 Bubba Kizer, Georgia . . . . . UT  
 Jerry Robertson, Vanderbilt . . . . . OF  
 Brad Bradshaw, Tennessee . . . . . OF  
 Joe Ward, Florida . . . . . OF  
 Jimmy Sherrill, Kentucky . . . . . OF  
 LeRoy Robbins, Kentucky . . . . . DH  
 Mike Wright, Vanderbilt . . . . . C  
 Jim Shulock, Florida . . . . . C  
 Chuck Fore, Georgia . . . . . P  
 Ross Baumgarten, Florida . . . . . P

### Western Division

Jim Kallahaer, Miss. State . . . . . 1B  
 Mark Barnthouse, Ole Miss . . . . . 2B  
 Walter Hubbard, Ole Miss . . . . . 3B  
 Mike Pomeranz, Ole Miss . . . . . SS  
 Chris Arago, Alabama . . . . . UT  
 Nat Showalter, Miss. State . . . . . OF  
 Mike Kelley, Miss. State . . . . . OF  
 Johnny Wright, Alabama . . . . . OF  
 Pat Ball, Ole Miss . . . . . OF  
 Jeff Tillman, Alabama . . . . . DH  
 Russ Aldrich, Miss. State . . . . . C  
 John Trageser, Auburn . . . . . C  
 Joe Beckwith, Auburn . . . . . P  
 Rick Ziblich, Ole Miss . . . . . P  
 Bobby Sprowl, Alabama . . . . . P

## 1978

### All-SEC

Dom Fucci, Auburn . . . . . 1B  
 J.B. Brown, Auburn . . . . . 2B  
 David Lanning, Georgia . . . . . 3B  
 Bubba Kizer, Georgia . . . . . SS  
 Robbie Howard, Tennessee . . . . . UT  
 Jim Watkins, Florida . . . . . OF  
 Scotti Madison, Vanderbilt . . . . . OF  
 Del Bender, Miss. State . . . . . OF  
 Joe Stewart, Georgia . . . . . OF  
 Mike Pomeranz, Ole Miss . . . . . DH  
 Russ Aldrich, Miss. State . . . . . C  
 Jerry Williams, Vanderbilt . . . . . C  
 Ron Crum, Florida . . . . . P  
 Pete Teixeira, Florida . . . . . P

Jack Lazorko, Miss. State . . . . . P

### Eastern Division

Tommy Cook, Tennessee . . . . . 1B  
 Robbie Howard, Tennessee . . . . . 2B  
 David Lanning, Georgia . . . . . 3B  
 Bubba Kizer, Georgia . . . . . SS  
 Don Clatterbuck, Georgia . . . . . UT  
 Jim Watkins, Florida . . . . . OF  
 Ronnie Hartsfield, Tennessee . . . . . OF  
 Scotti Madison, Vanderbilt . . . . . OF  
 Joe Stewart, Georgia . . . . . OF  
 Mike Moore, Kentucky . . . . . DH  
 Marc Sullivan, Florida . . . . . C  
 Jerry Williams, Vanderbilt . . . . . C  
 Ron Crum, Florida . . . . . P  
 Pete Teixeira, Florida . . . . . P  
 Billy Aldridge, Tennessee . . . . . P

### Western Division

Dom Fucci, Auburn . . . . . 1B  
 J.B. Brown, Auburn . . . . . 2B  
 Mike Pomeranz, Ole Miss . . . . . 3B  
 Pat Keedy, Auburn . . . . . SS  
 John McDonald, Miss. State . . . . . UT  
 Del Bender, Miss. State . . . . . OF  
 Mike Templeton, Ole Miss . . . . . OF  
 Ronnie Russell, Ole Miss . . . . . OF  
 Johnny Wright, Alabama . . . . . OF  
 Tim Weisheim, Miss. State . . . . . DH  
 Russ Aldrich, Miss. State . . . . . C  
 Gary Pickering, Ole Miss . . . . . C  
 Jack Lazorko, Miss. State . . . . . P  
 Terry Asher, Alabama . . . . . P  
 Don Robinson, Miss. State . . . . . P

## 1979

### All-SEC

Chuck Sandberg, Florida . . . . . 1B  
 Chuck Long, Kentucky . . . . . 2B  
 Robert Mariano, LSU . . . . . 3B  
 Rodney Bellamy, Georgia . . . . . SS  
 David Lanning, Georgia . . . . . UT  
 Buck Belue, Georgia . . . . . OF  
 Jim Watkins, Florida . . . . . OF  
 Mike Kelley, Miss. State . . . . . OF  
 Bob Kocol, Miss. State . . . . . OF  
 Tony Stevens, Florida . . . . . DH  
 John McDonald, Miss. State . . . . . C  
 Scotti Madison, Vanderbilt . . . . . C  
 Joe Georger, Kentucky . . . . . P  
 Jack Nuismer, Vanderbilt . . . . . P  
 Ken Kurtz, Miss. State . . . . . P

### Eastern Division

Chuck Sandberg, Florida . . . . . 1B  
 Chuck Long, Kentucky . . . . . 2B  
 David Lanning, Georgia . . . . . 3B  
 Rodney Bellamy, Georgia . . . . . SS  
 Steve Roberts, Kentucky . . . . . UT  
 Buck Belue, Georgia . . . . . OF  
 Jim Watkins, Florida . . . . . OF  
 David Banes, Florida . . . . . OF  
 Rob Teegarden, Florida . . . . . OF  
 Tony Stevens, Florida . . . . . DH  
 Scotti Madison, Vanderbilt . . . . . C  
 Mark Sullivan, Florida . . . . . C  
 Jack Nuismer, Vanderbilt . . . . . P  
 Joe Georger, Kentucky . . . . . P  
 Chuck Dale, Florida . . . . . P

### Western Division

Dom Fucci, Auburn . . . . . 1B  
 Pete Almaguer, LSU . . . . . 2B  
 Robert Mariano, LSU . . . . . 3B  
 Steve Houlberg, Alabama . . . . . SS  
 David Clements, Ole Miss . . . . . UT  
 Mike Kelley, Miss. State . . . . . OF  
 Bob Kocol, Miss. State . . . . . OF  
 Robert Sorrell, Auburn . . . . . OF  
 Ronnie Russell, Ole Miss . . . . . OF

Rick Dixon, Miss. State . . . . . DH  
 Duane Dewey, LSU . . . . . C  
 John McDonald, Miss. State . . . . . C  
 Ken Kurtz, Miss. State . . . . . P  
 Mike Alvarez, LSU . . . . . P  
 Don Mundie, Miss. State . . . . . P

## 1980

### All-SEC

Chuck Barcliff, Tennessee . . . . . 1B  
 Sal Valenti, Alabama . . . . . 2B  
 Bill Hench, Vanderbilt . . . . . 3B  
 Rodney Bellamy, Georgia . . . . . SS  
 Danny Pototsky, Kentucky . . . . . UT  
 Jeff Pyburn, Georgia . . . . . OF  
 Chuck Kinzell, Tennessee . . . . . OF  
 David Banes, Florida . . . . . OF  
 Mark Gillaspie, Miss. State . . . . . OF  
 Dave Atkins, Alabama . . . . . DH  
 Larry Mikesell, Florida . . . . . P  
 Don Schneider, LSU . . . . . P  
 Jeff Calhoun, Ole Miss . . . . . P  
 Scotti Madison, Vanderbilt . . . . . C  
 Bert Boykin, Ole Miss . . . . . C

### Eastern Division

Chuck Barcliff, Tennessee . . . . . 1B  
 Danny Pototsky, Kentucky . . . . . 2B  
 Bill Hench, Vanderbilt . . . . . 3B  
 Rodney Bellamy, Georgia . . . . . SS  
 Tony Stevens, Florida . . . . . UT  
 Jeff Pyburn, Georgia . . . . . OF  
 David Banes, Florida . . . . . OF  
 Chuck Kinzell, Tennessee . . . . . OF  
 David Falcone, Florida . . . . . DH  
 Scotti Madison, Vanderbilt . . . . . C  
 Greg Ryle, Kentucky . . . . . C  
 Larry Mikesell, Florida . . . . . P  
 Jeff Keener, Kentucky . . . . . P  
 Jimmy Johnson, Tennessee . . . . . P

### Western Division

Randy Olson, LSU . . . . . 1B  
 Sal Valenti, Alabama . . . . . 2B  
 David Clements, Ole Miss . . . . . 3B  
 Larry Simcox, Ole Miss . . . . . SS  
 Dave Klipstein, Miss. State . . . . . UT  
 Mark Gillaspie, Miss. State . . . . . OF  
 Bobby Pierce, Alabama . . . . . OF  
 Steve Renfroe, Auburn . . . . . OF  
 Dave Atkins, Alabama . . . . . DH  
 John McDonald, Miss. State . . . . . C  
 Bert Boykin, Ole Miss . . . . . C  
 Don Schneider, LSU . . . . . P  
 Jeff Calhoun, Ole Miss . . . . . P  
 Mike Alvarez, LSU . . . . . P

## 1981

### All-SEC

Bruce Castoria, Miss. State . . . . . 1B  
 Jim Yonker, Florida . . . . . 2B  
 Dave Magadan, Alabama . . . . . 3B  
 Larry Simcox, Ole Miss . . . . . SS  
 Steve Lombardozi, Florida . . . . . UT  
 Glenn Carpenter, Florida . . . . . OF  
 Mark Gillaspie, Miss. State . . . . . OF  
 Mike Wirth, Georgia . . . . . OF  
 Craig McGraw, Florida . . . . . OF  
 Bill Sandry, Kentucky . . . . . DH  
 Bob White, Georgia . . . . . C  
 Randy Hunt, Alabama . . . . . C  
 Jeff Keener, Kentucky . . . . . P  
 Steve Susce, Miss. State . . . . . P  
 Peyton Mosher, Georgia . . . . . P

### Eastern Division

Bill Sandry, Kentucky . . . . . 1B  
 Jim Yonker, Florida . . . . . 2B  
 Jeff Shartzter, Kentucky . . . . . 3B

Steve Lombardozi, Florida . . . . . SS  
 Ronnie Hartsfield, Tennessee . . . . . UT  
 Mike Wirth, Georgia . . . . . OF  
 Glenn Carpenter, Florida . . . . . OF  
 Craig McGraw, Florida . . . . . OF  
 Mike Botkin, Kentucky . . . . . OF  
 Rusty Ensor, Tennessee . . . . . DH  
 Bob White, Georgia . . . . . C  
 Ron Cardier, Florida . . . . . C  
 Jeff Keener, Kentucky . . . . . P  
 Larry Mikesell, Florida . . . . . P  
 Peyton Mosher, Georgia . . . . . P

### Western Division

Bruce Castoria, Miss. State . . . . . 1B  
 Chip Moses, LSU . . . . . 2B  
 Dave Magadan, Alabama . . . . . 3B  
 Larry Simcox, Ole Miss . . . . . SS  
 Dave Clements, Ole Miss . . . . . UT  
 Mark Gillaspie, Miss. State . . . . . OF  
 Johnny Tutt, Auburn . . . . . OF  
 Bobby Pierce, Alabama . . . . . OF  
 Dave Klipstein, Miss. State . . . . . OF  
 Gary Jack, Alabama . . . . . DH  
 Randy Hunt, Alabama . . . . . C  
 Terry Loe, Miss. State . . . . . C  
 Steve Susce, Miss. State . . . . . P  
 Vince Barrentine, Alabama . . . . . P  
 Don Mundie, Miss. State . . . . . P

## 1982

### All-SEC

Mike Wirth, Georgia . . . . . 1B  
 Chris Glass, Alabama . . . . . 2B  
 David Magadan, Alabama . . . . . 3B  
 Doug Gilcrease, Auburn . . . . . SS  
 David Jackson, Georgia . . . . . UT  
 Dave Klipstein, Miss. State . . . . . OF  
 Buck Belue, Georgia . . . . . OF  
 Mike Botkin, Kentucky . . . . . OF  
 Rick Fuentes, Georgia . . . . . OF  
 Bruce Castoria, Miss. State . . . . . DH  
 Mike Stanley, Florida . . . . . C  
 Erez Borowsky, Vanderbilt . . . . . C  
 Bryan Farmer, Ole Miss . . . . . P  
 Teddy Carson, Tennessee . . . . . P  
 Rich Bombard, Florida . . . . . P

### Eastern Division

Mike Wirth, Georgia . . . . . 1B  
 Tim Turner, Vanderbilt . . . . . 2B  
 David Jackson, Georgia . . . . . 3B  
 Bruce Crabbe, Florida . . . . . SS  
 Cam Stubbs, Vanderbilt . . . . . UT  
 Mike Botkin, Kentucky . . . . . OF  
 Charles DeFrance, Vanderbilt . . . . . OF  
 Rick Fuentes, Georgia . . . . . OF  
 Buck Belue, Georgia . . . . . OF  
 Jeff Treadway, Georgia . . . . . DH  
 Erez Borowsky, Vanderbilt . . . . . C  
 Mike Stanley, Florida . . . . . C  
 Teddy Carson, Tennessee . . . . . P  
 Rich Bombard, Florida . . . . . P  
 Brian Farley, Vanderbilt . . . . . P

### Western Division

Bruce Castoria, Miss. State . . . . . 1B  
 Chris Glass, Alabama . . . . . 2B  
 David Magadan, Alabama . . . . . 3B  
 Doug Gilcrease, Auburn . . . . . SS  
 David Clements, Ole Miss . . . . . UT  
 Dave Klipstein, Miss. State . . . . . OF  
 Ken Houser, Ole Miss . . . . . OF  
 Jamey Merritt, Alabama . . . . . OF  
 David Mogentale, Auburn . . . . . OF  
 Rob Skates, Alabama . . . . . DH  
 Dan Karp, LSU . . . . . C  
 Jay Porter, Miss. State . . . . . C  
 Bryan Farmer, Ole Miss . . . . . P  
 Hans Herzog, Miss. State . . . . . P  
 Billy Donathan, LSU . . . . . P



# ALL-SEC TEAMS

1983

## All-SEC

David Magadan, Alabama	1B
Jeff Treadway, Georgia	2B
Tracy Hamilton, Tennessee	3B
Jeff LeRiger, Georgia	SS
Brandt Ely, Kentucky	UT
Pat Pomeranz, Ole Miss	OF
Ken Houser, Ole Miss	OF
Brad Winkler, Miss. State	OF
Rob Skates, Alabama	OF
Rafael Palmeiro, Miss. State	DH
Mark Cooper, LSU	C
Darren Puskarich, Vanderbilt	C
Cal Santarelli, LSU	P
Shawn Fawbush, Florida	P
Han Herzog, Miss. State	P
Richard Rice, Florida	P
Richard Rodriguez, Tennessee	P

## Eastern Division

Brad Dantzier, Florida	1B
Jeff Treadway, Georgia	2B
Tracy Hamilton, Tennessee	3B
Jeff LeRiger, Georgia	SS
Brandt Ely, Kentucky	UT
Albie Scoggins, Florida	OF
Rick Fuentes, Georgia	OF
Doug Fair, Vanderbilt	OF
Curt Cornwell, Tennessee	OF
Mike Stanley, Florida	DH
Darren Puskarich, Vanderbilt	C
Ron Bunnell, Georgia	C
Richard Rice, Florida	P
Shawn Fawbush, Florida	P
Richard Rodriguez, Tennessee	P
Jay Ray, Kentucky	P

## Western Division

David Magadan, Alabama	1B
Pete White, Miss. State	2B
Bret Elbin, Alabama	3B
Bob Barker, Miss. State	SS
Kirk Hanson, Ole Miss	UT
Pat Pomeranz, Ole Miss	OF
Ken Houser, Ole Miss	OF
Brad Winkler, Miss. State	OF
Rob Skates, Alabama	OF
Rafael Palmeiro, Miss. State	DH
Mark Cooper, LSU	C
Frank Velleggia, Alabama	C
Cal Santarelli, LSU	P
Hans Herzog, Miss. State	P
Laddie Renfro, Ole Miss	P
Rick Browne, Alabama	P

1984

## All-SEC

Will Clark, Miss. State	1B
Gator Thiesen, Miss. State	2B
Ted McClendon, Alabama	3B
Joey Cora, Vanderbilt	SS
Mike Stanley, Florida	UT
Rafael Palmeiro, Miss. State	OF
Scott Ruskin, Florida	OF
Jeff Rutter, Georgia	OF
Chris Padget, Ole Miss	OF
Randy Clark, Kentucky	DH
Frank Velleggia, Alabama	C
Mark Cooper, LSU	C
Jeff Brantley, Miss. State	P
Russ Kibler, Florida	P
Dennis Chastain, Georgia	P

## Eastern Division

Randy Clark, Kentucky	1B
Bruce Crabbe, Florida	2B
Bobby Gaylor, Tennessee	3B
Joey Cora, Vanderbilt	SS

Mike Stanley, Florida	UT
Scott Ruskin, Florida	OF
Jeff Rutter, Georgia	OF
Mike Agnich, Kentucky	OF
Tom Stamps, Tennessee	OF
Marty Brown, Georgia	DH
Tim Owen, Florida	C
Dan Sehlhorst, Kentucky	C
Russ Kibler, Florida	P
Dennis Chastain, Georgia	P
Steve Searcy, Tennessee	P

## Western Division

Will Clark, Miss. State	1B
Gator Thiesen, Miss. State	2B
Ted McClendon, Alabama	3B
Craig Shipley, Alabama	SS
Kyle Gordon, Ole Miss	UT
Rafael Palmeiro, Miss. State	OF
Chris Padget, Ole Miss	OF
Kyle Bryan, Alabama	OF
Tom Sossamon, LSU	OF
John Dixon, LSU	DH
Frank Velleggia, Alabama	C
Mark Cooper, LSU	C
Jeff Brantley, Miss. State	P
Troy Brauchie, Alabama	P
Laddie Renfro, Ole Miss	P

1985

## All-SEC

Will Clark, Miss. State	1B
Darryl Oliver, Ole Miss	2B
Marty Lanoux, LSU	3B
Joey Cora, Vanderbilt	SS
Paul Foster, Auburn	OF
Ron Wenrich, Georgia	OF
Scott Lusader, Florida	OF
Doug Duke, Alabama	C
Kyle Gordon, Ole Miss	DH
Jeff Brantley, Miss. State	P
Gene Morgan, Miss. State	P
Scott Ruskin, Florida	P

## Eastern Division

Randy Clark, Kentucky	1B
Greg Newsom, Tennessee	2B
Paul Somogy, Georgia	3B
Joey Cora, Vanderbilt	SS
Benton Patton, Vanderbilt	OF
Ron Wenrich, Georgia	OF
Scott Lusader, Florida	OF
Mike Stanley, Florida	C
Marty Brown, Georgia	DH
Jeff Fischer, Florida	P
Mark Ambrose, Vanderbilt	P
Scott Ruskin, Florida	P

## Western Division

Will Clark, Miss. State	1B
Darryl Oliver, Ole Miss	2B
Marty Lanoux, LSU	3B
Jeff Reboulet, LSU	SS
Dan Van Cleve, Miss. State	OF
Allan Stallings, Alabama	OF
Paul Foster, Auburn	OF
Doug Duke, Alabama	C
Kyle Gordon, Ole Miss	DH
Jeff Brantley, Miss. State	P
Gene Morgan, Miss. State	P
Robbie Smith, LSU	P

1986

## First Team

Jim Bowie, LSU	1B
Terry Shumpert, Kentucky	2B
Jimmy Harrell, Georgia	SS
Bubba Simon, Ole Miss	3B
Mike Twardoski, Alabama	OF

Dan Paradoa, Miss. State	OF
Paul Foster, Auburn	OF
Doug Duke, Alabama	C
Rodney Brewer, Florida	DH
Pete Roberts, Alabama	P
Mark Guthrie, LSU	P
Cris Carpenter, Georgia	P

## Second Team

Kyle Gordon, Ole Miss	1B
Burke Broussard, LSU	2B
Jeff Roboulet, LSU	SS
Eddie Looper, Alabama	3B
Robert Cole, Ole Miss	OF
Joey Belle, LSU	OF
Clint Arnold, Kentucky	OF
Rob Leary, LSU	C
Pat Bailey, Alabama	DH
Derek Lilliquist, Georgia	P
Rich Delucia, Tennessee	P
Barry Manuel, LSU	P

\*In 1986 the SEC eliminated the division format. The coaches then began selecting a first and second team.

1987

## First Team

Frank Thomas, Auburn	1B
Terry Shumpert, Kentucky	2B
Julio Mendez, Florida	SS
Bubba Simon, Ole Miss	3B
Joe Gex, Ole Miss	C
Joey Belle, LSU	OF
Joey Fernandez, Florida	OF
Rock Wilson, Auburn	OF
Greg Smith, Vanderbilt	DH
Derek Lilliquist, Georgia	P
Gregg Olson, Auburn	P
Gregg Patterson, LSU	P

## Second Team

Mitch Knox, Kentucky	1B
Donn Perno, Georgia	2B
Dave Cunningham, LSU	SS
Kevin Henry, Auburn	3B
Roger Miller, Georgia	C
Deron White, Alabama	OF
Scott Bohlke, Georgia	OF
Steve Carter, Georgia	OF
Rodney Brewer, Florida	DH
Cris Carpenter, Georgia	P
David Oropeza, Alabama	P
Matt Coleman, Kentucky	P

1988

## First Team

Frank Thomas, Auburn	1B
Robert Fletcher, Alabama	2B
Billy White, Kentucky	SS
Pete Young, Miss. State	3B
Robbie Buchanan, Kentucky	C
Jody Hurst, Miss. State	OF
Clark Preble, Auburn	OF
Craig Cala, LSU	OF
Mario Linares, Florida	DH
Gregg Olson, Auburn	P
Ben McDonald, LSU	P
Jeff Gidcumb, Florida	P

## Second Team

Tommy Raffo, Miss. State	1B
Vince Castaldo, Kentucky	2B
Julio Mendez, Florida	SS
Kevin Henry, Auburn	3B
Roger Miller, Georgia	C
Jim Schifman, Vanderbilt	OF
Jason Bridges, Alabama	OF
Mike Moberg, Florida	OF

Rich Grayum, Miss. State	DH
John Wiggs, Florida	P
David Voit, Kentucky	P
Bobby Reed, Miss. State	P

1989

## First Team

Frank Thomas, Auburn	1B
Tommy Raffo, Miss. State	1B
Burke Masters, Miss. State	2B
J.R. Showalter, Georgia	SS
Herbert Perry, Florida	3B
Roger Miller, Georgia	C
Cary Williams, Alabama	OF
Jody Hurst, Miss. State	OF
Mark Blythe, Kentucky	OF
Wes Grisham, LSU	DH
Ben McDonald, LSU	P
Tommy Youngblood, Auburn	P
Dave Fleming, Georgia	P

## Second Team

Brent Reese, Alabama	1B
Lee Hodge, Ole Miss	2B
Keith Kessinger, Ole Miss	SS
Pete Young, Miss. State	3B
Barry Winford, Miss. State	C
Mike Basse, Tennessee	OF
Brian Reimsnyder, Florida	OF
Craig Cala, LSU	OF
Bob Schabes, Vanderbilt	DH
Jamie McAndrew, Florida	P
Jeff Gidcumb, Florida	P
Curtis Leskanic, LSU	P

1990

## First Team

Tommy Raffo, Miss. State	1B
Tookie Johnson, LSU	2B
J.R. Showalter, Georgia	SS
Keith Osik, LSU	3B
Tim Edge, Auburn	C
Wes Grisham, LSU	OF
John Cohen, Miss. State	OF
Jim Schifman, Vanderbilt	OF
Brian Jester, Georgia	DH
Dave Fleming, Georgia	P
Chad Ogea, LSU	P
JoJo Smith, Vanderbilt	P

## Second Team

Mike Harris, Kentucky	1B
Darin Rieman, Kentucky	2B
Danny Ramirez, Tennessee	SS
Jeff Cooper, Georgia	3B
Mike DiFelice, Tennessee	C
Joe Vitiello, Alabama	OF
Tommy Youngblood, Auburn	OF
Eric Martinez, Florida	OF
Rich Cordani, LSU	DH
Rod Bolton, Kentucky	P
Paul Byrd, LSU	P
Grant Sullivan, Ole Miss	P
Bobby Reed, Miss. State	P

1991

## First Team

Mike Harris, Kentucky	1B
Tookie Johnson, LSU	2B
Kevin Polcovich, Florida	SS
Rick Norton, Kentucky	3B
Mario Linares, Florida	C
Mike Basse, Tennessee	OF
Kevin Kessinger, Ole Miss	OF
Joe Vitiello, Alabama	OF
Doug Hecker, Tennessee	DH
John Powell, Auburn	P
John Burke, Florida	P

Marc Valdes, Florida. . . . . P

## Second Team

Greg Thomas, Vanderbilt . . . . . 1B  
 Charlie Anderson, Miss. State . . . . . 2B  
 Juan DeBrand, Alabama . . . . . SS  
 Herbert Perry, Florida . . . . . 3B  
 Gary Hymel, LSU . . . . . C  
 Lyle Mouton, LSU . . . . . OF  
 Mick Kerns, Alabama . . . . . OF  
 Rich Cordani, LSU . . . . . OF  
 Manny Cervantes, Kentucky. . . . . DH  
 Grant Sullivan, Ole Miss. . . . . P  
 Jay Powell, Miss. State. . . . . P  
 Paul Fletcher, Tennessee . . . . . P

## 1992

### First Team

Doug Hecker, Tennessee . . . . . 1B  
 Todd Walker, LSU . . . . . 2B  
 Chris Snopak, Ole Miss . . . . . 3B  
 Blaise Kozeniewski, Georgia . . . . . SS  
 Dave Willman, S. Carolina . . . . . C  
 Jerry Shepherd, S. Carolina . . . . . OF  
 Jose Vazquez, Tennessee . . . . . OF  
 Ray Suplee, Georgia. . . . . OF  
 D.T. Cromer, S. Carolina . . . . . DH  
 Lloyd Peever, LSU . . . . . P  
 Marc Valdes, Florida. . . . . P  
 Jon Harden, Miss. State . . . . . P  
 B.J. Wallace, Miss. State . . . . . P

### Second Team

Brent Killen, Florida . . . . . 1b  
 Andy Blanco, Tennessee . . . . . 2b  
 Allen Williams, Arkansas . . . . . 3b  
 Paul Petrusis, Miss. State . . . . . ss  
 Jeff Martin, Vanderbilt. . . . . c  
 Jeff Abbott, Kentucky. . . . . of  
 Dave Majeski, Florida. . . . . of  
 Rex Buckner, Miss. State . . . . . of  
 Brad Hindersman, Kentucky. . . . . dh  
 Kenny Carlyle, Ole Miss . . . . . p  
 John Pricher, Florida . . . . . p  
 John Powell, Auburn . . . . . p

## 1993

### First Team

Todd Helton, Tennessee. . . . . 1B  
 Todd Walker, LSU . . . . . 2B  
 Boomer Whipple, Vanderbilt . . . . . 3B  
 Joe Biernat, S. Carolina . . . . . SS  
 Mitch Duke, Auburn . . . . . C  
 Vee Hightower, Vanderbilt . . . . . OF  
 Mac White, S. Carolina. . . . . OF  
 Bubba Trammell, Tennessee. . . . . OF  
 Brad Hindersman, Kentucky. . . . . DH  
 John Powell, Auburn . . . . . P  
 Brett Laxton, LSU . . . . . P  
 Rich Pratt, S. Carolina. . . . . P

### Second Team

Greg Thomas, Vanderbilt . . . . . 1B  
 Eddie Brooks, Kentucky. . . . . 2B  
 Kary Bridges, Ole Miss . . . . . 3B  
 Paul Petrusis, Miss. State . . . . . SS  
 Billy Thompson, Kentucky . . . . . C  
 Rex Buckner, Miss. State . . . . . OF  
 Harry Berrios, LSU . . . . . OF  
 Ricky Joe Redd, Miss. State . . . . . OF  
 Cliff Shanks, Auburn . . . . . DH  
 Marc Valdes, Florida. . . . . P  
 Carlton Loewer, Miss. State . . . . . P  
 Al Drumheller, Alabama . . . . . P  
 Jason Haynie, S. Carolina. . . . . P

## 1994

### First Team

Jay Waggoner, Auburn . . . . . 1B  
 Todd Walker, LSU . . . . . 2B  
 Boomer Whipple, Vanderbilt . . . . . 3B  
 Russ Johnson, LSU . . . . . SS  
 James Northeimer, Tennessee . . . . . C  
 Mac White, S. Carolina. . . . . OF  
 Jeff Abbott, Kentucky. . . . . OF  
 Bubba Trammell, Tennessee. . . . . OF  
 James Eidam, Florida . . . . . DH  
 Gary Rath, Miss. State. . . . . P  
 R. A. Dickey, Tennessee. . . . . P  
 Rob Bonanno, Florida. . . . . P  
 Bronson Heflin, Tennessee. . . . . P

### Second Team

Todd Helton, Tennessee. . . . . 1b  
 Steve Soper, Tennessee . . . . . 2b  
 Allen Williams, Arkansas . . . . . 3b  
 Brandon Moore, Auburn . . . . . ss  
 Rob DeBoer, S. Carolina . . . . . c  
 Nick Morrow, Vanderbilt . . . . . of  
 Mike Killimett, Auburn. . . . . of  
 David Dellucci, Ole Miss. . . . . of  
 Mark Gugino, S. Carolina. . . . . of  
 Kevin Chabot, Auburn . . . . . dh  
 John Powell, Auburn . . . . . p  
 Jamey Price, Ole Miss. . . . . p  
 Scott Schultz, LSU . . . . . p

## 1995

### First Team

Todd Helton, Tennessee. . . . . 1B  
 David Eckstein, Florida . . . . . 2B  
 Chris Wiggs, Florida . . . . . 3B  
 Mark Bellhorn, Auburn . . . . . SS  
 Todd Young, Kentucky. . . . . C  
 David Dellucci, Ole Miss. . . . . OF  
 Ty Bilderback, Arkansas. . . . . OF  
 Josh Paul, Vanderbilt. . . . . OF  
 Kit Pellow, Arkansas . . . . . DH  
 Jamey Price, Ole Miss. . . . . P  
 Scott Schultz, LSU . . . . . P  
 Chris Morrison, Auburn. . . . . P

### Second Team

Jay Waggoner, Auburn . . . . . 1B  
 Warren Morris, LSU . . . . . 2B  
 Boomer Whipple, Vanderbilt . . . . . 3B  
 John Tamargo, Florida . . . . . SS  
 Brandon Marsters, Florida. . . . . C  
 Chad Green, Kentucky . . . . . OF  
 Kevin Chabot, Auburn . . . . . OF  
 Mark Mapes, South Carolina. . . . . OF  
 David Hayman, Miss. State . . . . . OF  
 Todd Crane, Georgia . . . . . OF  
 Travis Copley, Tennessee . . . . . DH  
 R.A. Dickey, Tennessee . . . . . P  
 Ryan Halla, Auburn . . . . . P  
 Brian Powell, Georgia. . . . . P

## 1996

### First Team

Eddy Furniss, LSU . . . . . 1B  
 Kenderick Moore, Arkansas. . . . . 2B  
 Nathan Dunn, LSU . . . . . 3B  
 Augie Ojeda, Tennessee . . . . . SS  
 Dax Norris, Alabama . . . . . C  
 Chad Green, Kentucky . . . . . OF  
 Scott Schroeffel, Tennessee . . . . . OF  
 Chris Stowers, Georgia . . . . . OF  
 Chuck Hazzard, Florida . . . . . DH  
 R.A. Dickey, Tennessee . . . . . P  
 Eddie Yarnall, LSU . . . . . P  
 Eric DuBose, Miss. State . . . . . P

## Second Team

Josh Etheredge, Auburn . . . . . 1B  
 David Eckstein, Florida . . . . . 2B  
 Matt Erickson, Arkansas . . . . . 3B  
 Jason Williams, LSU . . . . . SS  
 Blake Anderson, Miss. State. . . . . C  
 Brad Wilkerson, Florida. . . . . OF  
 Chad Cooley, LSU . . . . . OF  
 Justin Bowles, LSU . . . . . OF  
 Rob Hauswald, Miss. State . . . . . DH  
 Matt Carnes, Arkansas . . . . . P  
 Jason Haynie, South Carolina . . . . . P  
 Tim Young, Alabama . . . . . P

## 1997

### First Team

Brad Wilkerson, Florida. . . . . 1B  
 Joe Caruso, Alabama . . . . . 2B  
 Matt Erickson, Arkansas . . . . . 3B  
 Brandon Larson, LSU . . . . . SS  
 Casey Dunn, Auburn . . . . . C  
 Roberto Vaz, Alabama . . . . . OF  
 Ryan Lundquist, Arkansas . . . . . OF  
 Tim Hudson, Auburn. . . . . OF  
 Jeremy Jackson, Arkansas . . . . . OF  
 Ryan Bordenick, South Carolina. . . . . DH  
 Tim Hudson, Auburn. . . . . P  
 Scott Downs, Kentucky . . . . . P  
 Brett Jodie, South Carolina . . . . . P

### Second Team

Eddy Furniss, LSU . . . . . 1B  
 Blair Barbier, LSU . . . . . 2B  
 Adam Piatt, Miss. State . . . . . 3B  
 Kurt Keene, Tennessee . . . . . SS  
 Matt Frick, Alabama . . . . . C  
 Adam Sullivan, Auburn . . . . . OF  
 Brooks Bryan, Miss. State . . . . . OF  
 Derek Nicholson, Florida . . . . . OF  
 Clinton Johnston, Vanderbilt . . . . . OF  
 G.W. Keller, Alabama . . . . . DH  
 Van Johnson, Miss. State. . . . . P  
 Matt Carnes, Arkansas . . . . . P  
 Eric DuBose, Miss. State . . . . . P

## 1998

### First Team

Eddy Furniss, LSU . . . . . 1B  
 Jeff Pickler, Tennessee . . . . . 2B  
 Andy Phillips, Alabama . . . . . 3B  
 Adam Everett, South Carolina . . . . . SS  
 Matt Frick, Alabama . . . . . C  
 Mike Curry, South Carolina . . . . . OF  
 Clinton Johnston, Vanderbilt . . . . . OF  
 Sonny Cortez, Tennessee . . . . . OF  
 Brad Wilkerson, Florida. . . . . OF  
 Todd Faulkner, Auburn . . . . . DH  
 David Walling, Arkansas . . . . . P  
 Kip Bouknight, South Carolina. . . . . P  
 Josh Fogg, Florida . . . . . P

### Second Team

Richard Lee, Miss. State . . . . . 1b  
 Brad Henderson, Ole Miss . . . . . 2b  
 Trey McClure, LSU . . . . . 3b  
 Scott Pratt, Auburn . . . . . ss  
 Brad Cresse, LSU . . . . . c  
 Brian Wiese, Miss. State . . . . . of  
 Ryan Lundquist, Arkansas . . . . . of  
 Josh Etheredge, Auburn . . . . . of  
 G.W. Keller, Alabama . . . . . of  
 Travis Copley, Tennessee . . . . . dh  
 Jeremy Jackson, Miss. State. . . . . p  
 Doug Thompson, LSU. . . . . p  
 Jarrod Kingrey, Alabama. . . . . p

## 1999

### First Team

Cliff Wren, Miss. State. . . . . 1B  
 Brad Henderson, Ole Miss . . . . . 2B  
 Hunter Bledsoe, Vanderbilt . . . . . 3B  
 Andy Phillips, Alabama . . . . . SS  
 Casey Dunn, Auburn . . . . . C  
 G.W. Keller, Alabama . . . . . OF  
 Brian Rainwater, Georgia . . . . . OF  
 Brian Wiese, Miss. State . . . . . OF  
 Tim Angolinni, South Carolina . . . . . DH  
 Brent Schoening, Auburn. . . . . P  
 Charlie Isaacson, Arkansas . . . . . P  
 Ben Grezlovski, Florida. . . . . P

### Second Team

Jeff Leaumont, LSU . . . . . 1B  
 Josh Hudson, Georgia . . . . . 2B  
 Rodney Nye, Arkansas . . . . . 3B  
 Brian Roberts, South Carolina . . . . . SS  
 John Wilson, Kentucky . . . . . C  
 Michael Rosamond, Ole Miss . . . . . OF  
 Trey McClure, LSU . . . . . OF  
 Mailton Kent, Auburn. . . . . OF  
 Ty Martin, Miss. State . . . . . DH  
 David Walling, Arkansas . . . . . P  
 Manny Torres, Alabama . . . . . P  
 Jamie Bennett, Tennessee . . . . . P  
 Lance Cormier, Alabama. . . . . P

## 2000

### First Team

Todd Faulkner, Auburn . . . . . 1B  
 Chris Burke, Tennessee . . . . . 2B  
 Travis Chapman, Miss. State . . . . . 3B  
 Jeff Keppinger, Georgia . . . . . SS  
 Brad Cresse, LSU . . . . . C  
 Gabe Gross, Auburn . . . . . OF  
 Tim Olson, Florida . . . . . OF  
 Karl Nonemaker, Vanderbilt. . . . . OF  
 Jason Dill, Florida . . . . . DH  
 Kip Bouknight, South Carolina. . . . . P  
 Chris Bootcheck, Auburn. . . . . P  
 Scott Barber, South Carolina . . . . . P

### Second Team

Kurt Keene, Florida. . . . . 1B  
 Sam Bozanich, Alabama . . . . . 2B  
 Brent Boyd, Alabama . . . . . 3B  
 Drew Meyer, South Carolina . . . . . SS  
 John Wilson, Kentucky . . . . . C  
 Shane Kelly, Miss. State. . . . . OF  
 Nate Janowicz, South Carolina . . . . . OF  
 Mailton Kent, Auburn. . . . . OF  
 Jeff Christensen, Tennessee . . . . . DH  
 Jamie Bennett, Tennessee . . . . . P  
 Peter Bauer, South Carolina. . . . . P  
 Colter Bean, Auburn. . . . . P

## 2001

### First Team

Aaron Clark, Alabama . . . . . 1B  
 Mike Fontenot, LSU . . . . . 2B  
 Wally Pontiff, LSU . . . . . 3B  
 Chris Pratt, Auburn . . . . . SS  
 Chris Burke, Tennessee . . . . . C  
 Jeremy Brown, Alabama . . . . . C  
 Gabe Gross, Auburn . . . . . OF  
 Garris Gonce, South Carolina. . . . . OF  
 Burney Hutchinson, Ole Miss. . . . . OF  
 Doc Brooks, Georgia . . . . . DH  
 Lane Mestepey, LSU . . . . . P  
 Tanner Brock, Mississippi State. . . . . P  
 Lee Gronkiewicz, South Carolina. . . . . P



# ALL-SEC TEAMS

## Second Team

Brian Moore, LSU . . . . . 1B  
 Brent Boyd, Alabama . . . . . 2B  
 Andy Neufeld, Georgia . . . . . 3B  
 Jeff Keppinger, Georgia . . . . . SS  
 Ryan Theriot, LSU . . . . . SS  
 Carl Lafferty, Ole Miss . . . . . C  
 Todd Linden, LSU . . . . . OF  
 Mailon Kent, Auburn . . . . . OF  
 Marcus McBeth, South Carolina . . . . . OF  
 Scott McClanahan, Alabama . . . . . OF  
 Josh Christian, Ole Miss . . . . . DH  
 Lance Cormier, Alabama . . . . . P  
 Pete Montrenes, Ole Miss . . . . . P  
 Jeff Carswell, Georgia . . . . . P

## 2002

### First Team

Yaron Peters, South Carolina . . . . . 1B  
 Brent Boyd, Alabama . . . . . 2B  
 Pat Osborn, Florida . . . . . 3B  
 Drew Meyer, South Carolina . . . . . SS  
 Jeremy Brown, Alabama . . . . . C  
 Chaz Lytle, Georgia . . . . . OF  
 Scott McClanahan, Alabama . . . . . OF  
 Seth Smith, Ole Miss . . . . . OF  
 Trey Dyson, South Carolina . . . . . DH  
 Alex Hart, Florida . . . . . P  
 Lane Mestepey, LSU . . . . . P  
 Blake Taylor, South Carolina . . . . . P

### Second Team

Ryan Shealy, Florida . . . . . 1B  
 Aaron Davidson, Florida . . . . . 2B  
 Wally Pontiff, LSU . . . . . 3B  
 Mark Kiger, Florida . . . . . SS  
 Trent Pratt, Auburn . . . . . C  
 Burney Hutchinson, Ole Miss . . . . . OF  
 Aaron Sobieraj, Florida . . . . . OF  
 Peter Stonard, Alabama . . . . . OF  
 Bobby Huddleston, Auburn . . . . . DH  
 Lance Cormier, Alabama . . . . . P  
 Paul Maholm, Mississippi State . . . . . P  
 Jeff Carswell, Georgia . . . . . P  
 Jake Thompkins, LSU . . . . . P

## 2003

### First Team

Clay Harris, LSU . . . . . 1B  
 Tug Hulett, Auburn . . . . . 2B  
 Brian Buscher, South Carolina . . . . . 3B  
 Aaron Hill, LSU . . . . . SS  
 Landon Powell, South Carolina . . . . . C  
 Beau Hearod, Alabama . . . . . OF  
 Ryan Fox, Arkansas . . . . . OF  
 Jordan Czarniecki, Tennessee . . . . . OF  
 Ryan Patterson, LSU . . . . . DH  
 Paul Maholm, Miss. State . . . . . P  
 David Marchbanks, S. Carolina . . . . . P  
 Steven Register, Auburn . . . . . P

### Second Team

Karl Amonite, Auburn . . . . . 1B  
 Blake Gill, LSU . . . . . 2B  
 Steve Gendron, Miss. State . . . . . 3B  
 Matthew Maniscalco, Miss. State . . . . . SS  
 Brian Rose, Florida . . . . . C  
 Javon Moran, Auburn . . . . . OF  
 Jon Zeringue, LSU . . . . . OF  
 Ben Harrison, Florida . . . . . OF  
 Bobby Huddleston, Auburn . . . . . DH  
 Jeremy Sowers, Vanderbilt . . . . . P  
 Nate Bumstead, LSU . . . . . P  
 Stephen Head, Ole Miss . . . . . P

## 2004

### First Team

C.J. Smith, Florida . . . . . 1B  
 Warner Jones, Vanderbilt . . . . . 2B  
 Josh Smith, Georgia . . . . . 3B  
 Ryan Klosterman, Vanderbilt . . . . . SS  
 Landon Powell, South . . . . . C  
 J.C. Holt, LSU . . . . . OF  
 Jon Zeringue . . . . . OF  
 Brad Corley, Miss. State . . . . . OF  
 Stephen Head, Ole Miss . . . . . P  
 Justin Hoyman, Florida . . . . . DH  
 Mark Holliman, Ole Miss . . . . . P  
 Chad Blackwell, S. Carolina . . . . . P  
 Will Startup, Georgia . . . . . RP

### Second Team

Josh Morris, Georgia . . . . . 1B  
 Marshall Szabo, Georgia . . . . . 2B  
 Clay Harris, LSU . . . . . 3B  
 Scott Hode, Arkansas . . . . . SS  
 Justin Holmes, Georgia . . . . . SS  
 Craig Tatum, Miss. State . . . . . C  
 Ryan Patterson, LSU . . . . . OF  
 Brenden Winn, S. Carolina . . . . . OF  
 Seth Smith, Ole Miss . . . . . OF  
 Ben Harrison, Florida . . . . . OF  
 Alex Suarez, Tennessee . . . . . DH  
 Jeremy Sowers, Vanderbilt . . . . . P  
 Wade LeBlanc, Alabama . . . . . P  
 Steven Register, Auburn . . . . . RP

## 2005

### First Team

Matt LaPorta, Florida . . . . . 1B  
 Adam Davis, Florida . . . . . 2B  
 Chase Headley, Tennessee . . . . . 3B  
 Steven Tollesen, South Carolina . . . . . SS  
 Josh Bell, Auburn . . . . . C  
 Ryan Patterson, LSU . . . . . OF  
 Brian Pettway, Ole Miss . . . . . OF  
 Eli Iorg, Tennessee . . . . . OF  
 Gabe Scott, Alabama . . . . . OF  
 Stephen Head, Ole Miss . . . . . DH  
 Luke Hochevar, Tennessee . . . . . P  
 Greg Smith, LSU . . . . . P  
 John Madden, Auburn . . . . . RP

### Second Team

Steve Pearce, South Carolina . . . . . 1B  
 John Shelby, Kentucky . . . . . 2B  
 Chris Coghlan, Ole Miss . . . . . 3B  
 Justin Tordi, Florida . . . . . SS  
 Brian Jeroloman, Florida . . . . . C  
 Jeff Corsaletti, Florida . . . . . OF  
 Clete Thomas, Auburn . . . . . OF  
 Nick Stavinoaha, LSU . . . . . OF  
 Blake Gill, LSU . . . . . DH  
 Clay Dirks, LSU . . . . . P  
 Jensen Lewis, Vanderbilt . . . . . P  
 Connor Falkenbach, Florida . . . . . RP

## 2006

### First Team

First Team  
 Ryan Strieby, Kentucky . . . . . 1B  
 Jeffrey Rea, Mississippi State . . . . . 2B  
 Pedro Alvarez, Vanderbilt . . . . . 3B  
 Zack Cozart, Ole Miss . . . . . SS  
 Thomas Berkery, Miss. State . . . . . SS  
 J.P. Arencibia, Tennessee . . . . . C  
 Emeel Salem, Alabama . . . . . OF  
 Quinn Stewart, LSU . . . . . OF  
 Michael Campbell, S. Carolina . . . . . OF  
 Mike Bianucci, Auburn . . . . . DH  
 Nick Schmidt, Arkansas . . . . . P  
 Wade LeBlanc, Alabama . . . . . P  
 Joshua Fields, Georgia . . . . . RP

## Second Team

Josh Morris, Georgia . . . . . 1B  
 John Shelby, Kentucky . . . . . 2B  
 Chris Coghlan, Ole Miss . . . . . 3B  
 Michael Hollander, LSU . . . . . SS  
 Reese Havens, South Carolina . . . . . SS  
 Kody Valverde, Alabama . . . . . C  
 Sean Coughlin, Kentucky . . . . . C  
 Jake Dugger, Arkansas . . . . . OF  
 Joey Side, Georgia . . . . . OF  
 Julio Borbon, Tennessee . . . . . OF  
 Robbie Grinestaff, S. Carolina . . . . . P  
 David Price, Vanderbilt . . . . . DH  
 Bryan Augenstein, Florida . . . . . P  
 Wynn Pelzer, South Carolina . . . . . RP

## 2007

### First Team

Matt LaPorta, Florida . . . . . 1B  
 Travis Jones, South Carolina . . . . . 2B  
 Pedro Alvarez, Vanderbilt . . . . . 3B  
 Zack Cozart, Ole Miss . . . . . SS  
 Edward Easley, Mississippi State . . . . . C  
 Emeel Salem, Alabama . . . . . OF  
 Dominic de la Osa, Vanderbilt . . . . . OF  
 Brian Leclerc, Florida . . . . . OF  
 Phil Disher, South Carolina . . . . . DH  
 David Price, Vanderbilt . . . . . P  
 Nick Schmidt, Arkansas . . . . . P  
 Jess Todd, Arkansas . . . . . P  
 Casey Weathers, Vanderbilt . . . . . RP

### Second Team

Justin Smoak, South Carolina . . . . . 1B  
 Jeffrey Rea, Mississippi State . . . . . 2B  
 James Darnell, South Carolina . . . . . 3B  
 Ryan Flaherty, Vanderbilt . . . . . SS  
 J.P. Arencibia, Tennessee . . . . . C  
 Jordan Henry, Ole Miss . . . . . OF  
 Mike Bianucci, Auburn . . . . . OF  
 Julio Borbon, Tennessee . . . . . OF  
 Alex Avila, Alabama . . . . . DH  
 Lance Lynn, Ole Miss . . . . . P  
 James Adkins, Tennessee . . . . . P  
 Jared Bradford, LSU . . . . . RP  
 Cody Satterwhite, Ole Miss . . . . . RP

## 2008

### First Team

Justin Smoak, South Carolina . . . . . 1B  
 Josh Adams, Florida . . . . . 2B  
 Ryan Wilkes, Kentucky . . . . . 2B  
 Pedro Alvarez, Vanderbilt . . . . . 3B  
 Logan Forsythe, Arkansas . . . . . 3B  
 Gordon Beckham, Georgia . . . . . SS  
 Bryce Massanari, Georgia . . . . . C  
 Collin Cowgill, Kentucky . . . . . OF  
 Sawyer Carroll, Kentucky . . . . . OF  
 Matt den Dekker, Florida . . . . . OF  
 Brandon May, Alabama . . . . . OF  
 David Macias, Vanderbilt . . . . . OF  
 Alex Avila, Alabama . . . . . DH  
 Patrick Keating, Florida . . . . . P  
 Chris Rusin, Kentucky . . . . . P  
 Joshua Fields, Georgia . . . . . RP

### Second Team

Hunter Morris, Auburn . . . . . 1B  
 Alex Feinberg, Vanderbilt . . . . . 2B  
 James Darnell, South Carolina . . . . . 3B  
 Ryan Flaherty, Vanderbilt . . . . . SS  
 Reese Havens, S. Carolina . . . . . SS  
 Yan Gomes, Tennessee . . . . . C  
 Avery Barnes, Florida . . . . . OF  
 Dominic de la Osa, Vanderbilt . . . . . OF  
 Kentrail Davis, Tennessee . . . . . OF  
 Phil Disher, South Carolina . . . . . DH  
 Lance Lynn, Ole Miss . . . . . P  
 Trevor Holder, Georgia . . . . . P

Stephen Dodson, Georgia . . . . . P  
 Scott Bittle, Ole Miss . . . . . RP

## 2009

### First Team

Rich Poythress, Georgia . . . . . 1B  
 Ross Wilson, Alabama . . . . . 2B  
 Josh Adams, Florida . . . . . 2B  
 Jake Smith, Alabama . . . . . 3B  
 Josh Rutledge, Alabama . . . . . SS  
 Brian Harris, Vanderbilt . . . . . SS  
 Blake Forsythe, Tennessee . . . . . C  
 Kent Matthes, Alabama . . . . . OF  
 Avery Barnes, Florida . . . . . OF  
 Jordan Henry, Ole Miss . . . . . OF  
 Blake Dean, LSU . . . . . DH  
 Louis Coleman, LSU . . . . . P  
 Austin Hyatt, Alabama . . . . . P  
 Matty Ott, LSU . . . . . RP

### Second Team

Nick Ebert, South Carolina . . . . . 1B  
 Chris Bisson, Kentucky . . . . . 2B  
 Joseph Sanders, Auburn . . . . . 3B  
 Chris Wade, Kentucky . . . . . SS  
 Bobby Haney, South Carolina . . . . . SS  
 Justin Dalles, South Carolina . . . . . C  
 Steven Liddle, Vanderbilt . . . . . OF  
 DeAngelo Mack, South Carolina . . . . . OF  
 Ryan Schimpf, LSU . . . . . OF  
 Bryce Massanari, Georgia . . . . . DH  
 Scott Bittle, Ole Miss . . . . . P  
 Anthony Ranaudo, LSU . . . . . P  
 Drew Pomeranz, Ole Miss . . . . . P  
 Billy Bullock, Florida . . . . . RP

## 2010

### First Team

Hunter Morris, Auburn . . . . . 1B  
 Anthony Gomez, Vanderbilt . . . . . 2B  
 Zack Cox, Arkansas . . . . . 3B  
 Josh Rutledge, Alabama . . . . . SS  
 Micah Gibbs, LSU . . . . . C  
 Taylor Dugas, Alabama . . . . . OF  
 Trent Mummy, Auburn . . . . . OF  
 Brian Fletcher, Auburn . . . . . OF  
 Kevin Patterson, Auburn . . . . . DH  
 Blake Cooper, S. Carolina . . . . . P  
 Drew Pomeranz, Ole Miss . . . . . P  
 Kevin Chapman, Florida . . . . . RP

### Second Team

Preston Tucker, Florida . . . . . 1B  
 Chris Bisson, Kentucky . . . . . 2B  
 Austin Maddox, Florida . . . . . 3B  
 Austin Nola, LSU . . . . . SS  
 Nolan Fontana, Florida . . . . . SS  
 Ryan Jenkins, Auburn . . . . . C  
 Matt den Dekker, Florida . . . . . OF  
 Brett Eibner, Arkansas . . . . . OF  
 Jackie Bradley Jr., S. Carolina . . . . . OF  
 Matt Gaudet, LSU . . . . . DH  
 Drew Smyly, Arkansas . . . . . P  
 Grant Dayton, Auburn . . . . . P  
 Sonny Gray, Vanderbilt . . . . . P  
 Matt Price, South Carolina . . . . . RP  
 Brett Huber, Ole Miss . . . . . RP

## 2011

### First Team

Aaron Westlake, Vanderbilt . . . . . 1B  
 Scott Wingo, South Carolina . . . . . 2B  
 Thomas McCarthy, Kentucky . . . . . 3B  
 Casey McElroy, Auburn . . . . . SS  
 Mike Zunino, Florida . . . . . C  
 Mikie Mahtook, LSU . . . . . OF  
 Preston Tucker, Florida . . . . . OF  
 Tony Kemp, Vanderbilt . . . . . OF

Brian Johnson, Florida . . . . . DH  
 Grayson Garvin, Vanderbilt . . . . . P  
 Michael Roth, South Carolina . . . . . P  
 Matt Price, South Carolina . . . . . RP

## Second Team

Christian Walker, South Carolina . . . 1B  
 Josh Adams, Florida . . . . . 2B  
 Alex Yarbrough, Ole Miss . . . . . 2B  
 Jason Esposito, Vanderbilt . . . . . 3B  
 Nolan Fontana, Florida . . . . . SS  
 Tony Caldwell, Auburn . . . . . C  
 Taylor Dugas, Alabama . . . . . OF  
 Mason Katz, LSU . . . . . OF  
 Chad Wright, Kentucky . . . . . OF  
 Conrad Gregor, Vanderbilt . . . . . DH  
 DJ Baxendale, Arkansas . . . . . P  
 Hudson Randall, Florida . . . . . P  
 Sonny Gray, Vanderbilt . . . . . P  
 Alex Meyer, Kentucky . . . . . P  
 Caleb Reed, Mississippi State . . . . . RP

## 2012

### First Team

Christian Walker, South Carolina . . . 1B  
 Alex Yarbrough, Ole Miss . . . . . 2B  
 Matt Reynolds, Arkansas . . . . . 3B  
 Anthony Gomez, Vanderbilt . . . . . SS  
 Mike Zunino, Florida . . . . . C  
 Raph Rhymes, LSU . . . . . OF  
 Preston Tucker, Florida . . . . . OF  
 Taylor Dugas, Alabama . . . . . OF  
 Brian Johnson, Florida . . . . . DH/UTL  
 Chris Stratton, Mississippi State . . . . P  
 Kevin Gausman, LSU . . . . . P  
 Steven Rodriguez, Florida . . . . . RP

### Second Team

Matt Snyder, Ole Miss . . . . . 1B  
 Bo Bigham, Arkansas . . . . . 2B  
 Curt Powell, Georgia . . . . . 3B  
 Nolan Fontana, Florida . . . . . SS  
 Luke Maile, Kentucky . . . . . C  
 Austin Cousino, Kentucky . . . . . OF  
 Ryan Tella, Auburn . . . . . OF  
 Mason Katz, LSU . . . . . OF  
 Drew Steckenrider, Tennessee . . . . DH  
 Alex Wood, Georgia . . . . . P  
 Corey Littrell, Kentucky . . . . . P  
 Bobby Wahl, Ole Miss . . . . . P  
 Matt Price, South Carolina . . . . . RP

## 2013

### First Team

Mason Katz, LSU . . . . . 1B  
 Tony Kemp, Vanderbilt . . . . . 2B  
 Christian Ibarra, LSU . . . . . 3B  
 Alex Bregman, LSU . . . . . SS  
 Stuart Turner, Ole Miss . . . . . C  
 Hunter Renfroe, Mississippi State . . . OF  
 Mike Yastrzemski, Vanderbilt . . . . OF  
 Raph Rhymes, LSU . . . . . OF  
 Keaton Steele, Missouri . . . . . DH/UTL  
 A.J. Reed, Kentucky . . . . . P  
 Ryne Stanek, Arkansas . . . . . P  
 Aaron Nola, LSU . . . . . P  
 Jonathan Holder, Mississippi State . . . RP

### Second Team

Garrett Cooper, Auburn . . . . . 1B  
 Brett Pirtle, Mississippi State . . . . . 2B  
 JaCoby Jones, LSU . . . . . 3B  
 Curt Powell, Georgia . . . . . SS  
 Andrew Mistone, Ole Miss . . . . . C  
 Mikey Reynolds, Texas A&M . . . . . SS  
 Mikey White, Alabama . . . . . C  
 Grayson Greiner, South Carolina . . . C  
 Connor Harrell, Vanderbilt . . . . . OF  
 Brian Anderson, Arkansas . . . . . OF  
 Krey Bratsen, Texas A&M . . . . . OF

Daniel Mengden, Texas A&M . . DH/UTL  
 Tyler Beede, Vanderbilt . . . . . P  
 Bobby Wahl, Ole Miss . . . . . P  
 Tyler Webb, South Carolina . . . . . RP

## 2014

### First Team

Sikes Orvis, Ole Miss . . . . . 1B  
 Dansby Swanson, Vanderbilt . . . . . 2B  
 Austin Anderson, Ole Miss . . . . . 3B  
 Vince Conde, Vanderbilt . . . . . SS  
 Taylor Gushue, Florida . . . . . C  
 Auston Bousfield, Ole Miss . . . . . OF  
 Ka'ai Tom, Kentucky . . . . . OF  
 Christin Stewart, Tennessee . . . . . OF  
 A.J. Reed, Kentucky . . . . . DH/UT  
 Aaron Nola, LSU . . . . . P  
 Logan Shore, Florida . . . . . P  
 Jacob Lindgren, Mississippi State . . . RP

### Second Team

Eric Fisher, Arkansas . . . . . 1B  
 Brett Pirtle, Mississippi State . . . . . 2B  
 Max Kuhn, Kentucky . . . . . 3B  
 Alex Bregman, LSU . . . . . SS  
 Will Allen, Ole Miss . . . . . C  
 Ben Moore, Alabama . . . . . OF  
 Harrison Bader, Florida . . . . . OF  
 Nick Banks, Texas A&M . . . . . OF  
 Wade Wass, Alabama . . . . . DH/UT  
 Ross Mitchell, Mississippi State . . . . P  
 Carson Fulmer, Vanderbilt . . . . . P  
 Joel Seddon, South Carolina . . . . . RP

## 2015

### First Team

First Team  
 Kyle Martin, South Carolina . . . . . 1B  
 JaVon Shelby, Kentucky . . . . . 2B  
 Conner Hale, LSU . . . . . 3B  
 Alex Bregman, LSU . . . . . SS  
 Kade Scivicque, LSU . . . . . C  
 Andrew Benintendi, Arkansas . . . . OF  
 Andrew Stevenson, LSU . . . . . OF  
 Christin Stewart, Tennessee . . . . OF  
 Mitchell Nau, Texas A&M . . . . . DH/UTL  
 Carson Fulmer, Vanderbilt . . . . . P  
 Alex Lange, LSU . . . . . P  
 Zach Jackson, Arkansas . . . . . RP

### Second Team

Chris China, LSU . . . . . 1B  
 Max Schrock, South Carolina . . . . . 2B  
 Josh Tobias, Florida . . . . . 3B  
 Dansby Swanson, Vanderbilt . . . . . SS  
 Mike Rivera, Florida . . . . . C  
 Kyle Barrett, Kentucky . . . . . OF  
 Nick Banks, Texas A&M . . . . . OF  
 Logan Taylor, Texas A&M . . . . . OF  
 JJ Schwarz, Florida . . . . . DH/UT  
 Grayson Long, Texas A&M . . . . . P  
 Cole Lipscomb, Auburn . . . . . P  
 Breckin Williams, Missouri . . . . . RP  
 Wyatt Short, Ole Miss . . . . . RP

## 2016

### First Team

Nathaniel Lowe, Mississippi State . . . 1B  
 Ryne Birk, Texas A&M . . . . . 2B  
 Boomer White, Texas A&M . . . . . 3B  
 Kramer Robertson, LSU . . . . . SS  
 Henri Lartigue, Ole Miss . . . . . C  
 Jake Mangum, Mississippi State . . . OF  
 J.B. Woodman, Ole Miss . . . . . OF  
 Gene Cone, South Carolina . . . . . OF  
 Jack Kruger, Mississippi State . . . DH/UTL  
 Bryce Jordan, LSU . . . . . DH/UTL  
 Logan Shore, Florida . . . . . SP

Dakota Hudson, Mississippi State . . . SP  
 Shaun Anderson, Florida . . . . . RP

## Second Team

Peter Alonso, Florida . . . . . 1B  
 Evan White, Kentucky . . . . . 1B  
 Tate Blackman, Ole Miss . . . . . 2B  
 Nick Senzel, Tennessee . . . . . 3B  
 Dalton Guthrie, Florida . . . . . SS  
 Mike Rivera, Florida . . . . . C  
 Anfernee Grier, Auburn . . . . . OF  
 Bryan Reynolds, Vanderbilt . . . . . OF  
 Jeren Kendall, Vanderbilt . . . . . OF  
 Brent Rooker, Mississippi State . DH/UTL  
 Kyle Wright, Vanderbilt . . . . . SP  
 Clarke Schmidt, South Carolina . . . . SP  
 Mark Ecker, Texas A&M . . . . . RP

## 2017

### First Team

Grant Koch, Arkansas . . . . . C  
 Brent Rooker, Mississippi State . . . . 1B  
 Braden Shewmake, Texas A&M . . . . . 2B  
 Jordan Rodgers, Tennessee . . . . . 3B  
 Ryan Griddle, Mississippi State . . . . SS  
 Greg Deichmann, LSU . . . . . OF  
 Tristan Pompey, Kentucky . . . . . OF  
 Jeren Kendall, Vanderbilt . . . . . OF  
 Michael Curry, Georgia . . . . . DH/UT  
 Kyle Wright, Vanderbilt . . . . . SP  
 Sean Hjelle, Kentucky . . . . . SP  
 Alex Lange, LSU . . . . . SP  
 Logan Salow, Kentucky . . . . . RP

### Second Team

Troy Squires, Kentucky . . . . . C  
 Evan White, Kentucky . . . . . 1B  
 Riley Mahan, Kentucky . . . . . 2B  
 Colby Bortles, Ole Miss . . . . . 3B  
 Kramer Robertson, LSU . . . . . SS  
 Jax Biggers, Arkansas . . . . . SS  
 Jonah Todd, Auburn . . . . . OF  
 Jake Mangum, Mississippi State . . . OF  
 Chandler Taylor, Alabama . . . . . OF  
 JJ Schwarz, Florida . . . . . DH/UT  
 Alex Faedo, Florida . . . . . SP  
 Brady Singer, Florida . . . . . SP  
 Michael Byrne, Florida . . . . . RP

## 2018

### First Team

JJ Schwarz, Florida . . . . . C  
 Kole Cottam, Kentucky . . . . . 1B  
 Carson Shaddy, Arkansas . . . . . 2B  
 Jonathan India, Florida . . . . . 3B  
 Braden Shewmake, Texas A&M . . . . SS  
 Jake Mangum, Mississippi State . . . OF  
 Ryan Olenek, Ole Miss . . . . . OF  
 Keegan McGovern, Georgia . . . . . OF  
 Luke Heyer, Kentucky . . . . . DH/UT  
 Brady Singer, Florida . . . . . SP  
 Casey Mize, Auburn . . . . . SP  
 Michael Byrne, Florida . . . . . RP

### Second Team

Nick Fortes, Ole Miss . . . . . C  
 Adam Sasser, Georgia . . . . . 1B  
 Michael Helman, Texas A&M . . . . . 2B  
 Casey Martin, Arkansas . . . . . 3B  
 Will Holland, Auburn . . . . . SS  
 Eric Cole, Arkansas . . . . . OF  
 Wil Dalton, Florida . . . . . OF  
 Heston Kjerstad, Arkansas . . . . . OF  
 Michael Curry, Georgia . . . . . DH/UT  
 Blaine Knight, Arkansas . . . . . SP  
 Jackson Kowar, Florida . . . . . SP  
 Parker Caracci, Ole Miss . . . . . RP

## All-Freshman Team

### 2005

1B - Justin Henry, Ole Miss  
 2B - Ryan Wilkes, Kentucky  
 2B - Cale Iorg, Alabama  
 3B - Brandon McArthur, Florida  
 3B - Chris Jackson, LSU  
 SS - Zack Cozart, Ole Miss  
 C - J.P. Arencibia, Tennessee  
 OF - Julio Borbon, Tennessee  
 OF - Antone DeJesus, Kentucky  
 OF - Clint Arnold, Arkansas  
 DH - Jordan Mayer, LSU  
 DH - Joshua Fields, Georgia  
 P - James Adkins, Tennessee  
 P - Nick Schmidt, Arkansas  
 RP - David Robertson, Alabama

### 2006

1B - Justin Smoak, South Carolina  
 2B - J.T. Wise, LSU  
 3B - Pedro Alvarez, Vanderbilt  
 SS - Tony Delmonico, Tennessee  
 OF - Luke Greinke, Auburn  
 OF - Jared Bogany, LSU  
 OF - Andrew Crisp, South Carolina  
 DH - Mike Bianucci, Auburn  
 P - Tommy Hunter, Alabama  
 P - Mike Cisco, South Carolina  
 RP - Cody Satterwhite, Ole Miss

### 2007

1B - Yan Gomes, Tennessee  
 2B - Robert Brooks, Auburn  
 2B - Zach Miller, Ole Miss  
 3B - Connor Powers, Mississippi State  
 SS - Cole Figueroa, Florida  
 C - Sean Ochinko, LSU  
 OF - Jordan Henry, Ole Miss  
 OF - Blake Dean, LSU  
 OF - Matt den Dekker, Florida  
 OF - Jonathan Pigott, Florida  
 DH - Jeff Lockwood, Tennessee  
 P - Mike Minor, Vanderbilt  
 P - Nathan Baker, Ole Miss  
 RP - Dallas Keuchel, Arkansas

### 2008

1B - Hunter Morris, Auburn  
 2B - Josh Adams, Florida  
 3B - David Cunningham, Auburn  
 SS - Josh Rutledge, Alabama  
 C - Micah Gibbs, LSU  
 OF - Kentrail Davis, Tennessee  
 OF - Whit Merrifield, South Carolina  
 OF - Brian Fletcher, Auburn  
 DH - P.J. Polk, Tennessee  
 P - Drew Pomeranz, Ole Miss  
 P - Grant Dayton, Auburn  
 RP - Russell Brewer, Vanderbilt

### 2009

1B - Preston Tucker, Florida  
 2B - Riley Reynolds, Vanderbilt  
 3B - Colby May, Georgia  
 SS - Zach Osborne, Tennessee  
 OF - Taylor Dugas, Alabama  
 OF - Mikie Mahtook, LSU  
 OF - Jackie Bradley, Jr., South Carolina  
 DH - Aaron Westlake, Vanderbilt  
 P - Nick Rourt, Mississippi State  
 P - Nolan Belcher, South Carolina  
 RP - Matty Ott, LSU



# ALL-SEC TEAMS

## 2010

1B - Christian Walker, South Carolina  
 2B - Anthony Gomez, Vanderbilt  
 3B - Austin Maddox, Florida  
 SS - Nolan Fontana, Florida  
 C - Mike Zunino, Florida  
 OF - Andrew Miller, Alabama  
 OF - Evan Marzilli, South Carolina  
 OF - Chris Fritts, Tennessee  
 OF - Connor Harrell, Vanderbilt  
 DH - Brian Johnson, Florida  
 P - Hudson Randall, Florida  
 P - Brian Johnson, Florida  
 P - Chris Stratton, Mississippi State  
 RP - Brett Huber, Ole Miss  
 RP - Matt Price, South Carolina

## 2011

1B - Dominic Ficociello, Arkansas  
 2B - JaCoby Jones, LSU  
 3B - Zack Powers, Florida  
 SS - Adam Frazier, Mississippi State  
 C - Ty Ross, LSU  
 OF - Tony Kemp, Vanderbilt  
 OF - C.T. Bradford, Mississippi State  
 OF - Andrew Toles, Tennessee  
 DH - Conrad Gregor, Vanderbilt  
 P - Karsten Whitson, Florida  
 P - Forrest Koumas, South Carolina  
 RP - Kevin Ziomek, Vanderbilt

## 2012

1B - A.J. Reed, Kentucky  
 2B - Will Maddox, Tennessee  
 3B - Josh Tobias, Florida  
 SS - Joey Pancake, South Carolina  
 C - Grayson Greiner, South Carolina  
 OF - Austin Cousino, Kentucky  
 OF - Tanner English, South Carolina  
 OF - Hunter Cole, Georgia  
 OF - Ben Moore, Alabama  
 DH/UTL - A.J. Reed, Kentucky  
 P - Aaron Nola, LSU  
 P - Tyler Beede, Vanderbilt  
 RP - Jonathan Holder, Mississippi State

## 2013

1B - Josh Lester, Missouri  
 2B - Kyle Overstreet, Alabama  
 3B - Xavier Turner, Vanderbilt  
 SS - Alex Bregman, LSU  
 C - Greg Fettes, Kentucky  
 OF - Kyle Barrett, Kentucky  
 OF - Vincent Jackson, Tennessee  
 OF - Harrison Bader, Florida  
 DH/UTL - Zander Wiel, Vanderbilt  
 P - Jack Wynkoop, South Carolina  
 P - Sean McLaughlin, Georgia  
 RP - Carson Fulmer, Vanderbilt  
 RP - Ray Castillo, Alabama

## 2014

1B - Peter Alonso, Florida  
 2B - JaVon Shelby, Kentucky  
 3B - John Sternagel, Florida  
 SS - Errol Robinson, Ole Miss  
 C - Gavin Collins, Mississippi State  
 OF - Nick Banks, Texas A&M  
 OF - Bryan Reynolds, Vanderbilt  
 OF - Andrew Benintendi, Arkansas  
 DH/UTL - Nick Senzel, Tennessee  
 P - Logan Shore, Florida  
 P - Keegan Thompson, Auburn  
 RP - Thomas Burrows, Alabama

## 2015

1B - Evan White, Kentucky  
 2B - Dalton Guthrie, Florida  
 3B - Will Toffey, Vanderbilt  
 SS - Ryan Gridley, Mississippi State  
 C - Mike Rivera, Florida  
 OF - Keegan McGovern, Georgia  
 OF - Trey Harris, Missouri  
 OF - Jeren Kendall, Vanderbilt  
 DH/UT - JJ Schwarz, Florida  
 SP - Tanner Houck, Missouri  
 SP - Keaton McKinney, Arkansas  
 RP - Kyle Wright, Vanderbilt

## 2016

1B - LT Tolbert, South Carolina  
 2B - Deacon Liput, Florida  
 3B - Jonathan India, Florida  
 SS - Connor Kaiser, Vanderbilt  
 C - Chris Cullen, South Carolina  
 C - Michael Curry, Georgia  
 OF - Jake Mangum, Mississippi State  
 OF - Antoine Duplantis, LSU  
 OF - Chandler Taylor, Alabama  
 DH/UT - Ethan Paul, Vanderbilt  
 SP - Braden Webb, South Carolina  
 SP - Adam Hill, South Carolina  
 RP - Sean Hjelle, Kentucky

## 2017

C - Hunter Coleman, Texas A&M  
 1B - Andre Lipcius, Tennessee  
 2B - Braden Shewmake, Texas A&M  
 3B - Josh Smith, LSU  
 SS - Cam Shepherd, Georgia  
 OF - Carlos Cortes, South Carolina  
 OF - Zach Watson, LSU  
 OF - Dominic Fletcher, Arkansas  
 DH/UT - Logan Foster, Texas A&M  
 SP - Ryan Rolison, Ole Miss  
 SP - Eric Walker, LSU  
 RP - T.J. Sikkema, Missouri

## 2018

C - Mason Meadows, Georgia  
 1B - Tanner Allen, Mississippi State  
 2B - Anthony Servideo, Ole Miss  
 3B - Casey Martin, Arkansas  
 OF - Heston Kjerstad, Arkansas  
 OF - Daniel Cabrera, LSU  
 OF - Steven Williams, Auburn  
 DH/UT - Edouard Julien, Auburn  
 SP - Ma'Khail Hilliard, LSU  
 SP - Tanner Burns, Auburn  
 RP - Cody Greenhill, Auburn

## All-Defensive Team

### 2008

P - Jared Bradford, LSU  
 1B - Rich Poythress, Georgia  
 2B - Ryan Wilkes, Kentucky  
 SS - Reese Havens, South Carolina  
 3B - Jake Smith, Alabama  
 C - Brett Basham, Ole Miss  
 OF - Matt den Dekker, Florida  
 OF - Collin Cowgill, Kentucky  
 OF - David Macias, Vanderbilt

### 2009

P - Trevor Holder, Georgia  
 1B - Rich Poythress, Georgia  
 2B - Ross Wilson, Alabama  
 SS - Bobby Haney, South Carolina  
 SS - Brian Harris, Vanderbilt  
 3B - Jake Smith, Alabama  
 C - Micah Gibbs, LSU  
 OF - Matt den Dekker, Florida  
 OF - Whit Merrifield, South Carolina

OF - Trent Mummey, Auburn

## 2010

P - Sonny Gray, Vanderbilt  
 1B - Preston Tucker, Florida  
 2B - Scott Wingo, South Carolina  
 SS - Nolan Fontana, Florida  
 3B - Jake Smith, Alabama  
 C - Micah Gibbs, LSU  
 OF - Matt den Dekker, Florida  
 OF - Trent Mummey, Auburn  
 OF - Jackie Bradley Jr., South Carolina

## 2011

P - Sonny Gray, Vanderbilt  
 1B - Dominic Ficociello, Arkansas  
 1B - Christian Walker, South Carolina  
 2B - Scott Wingo, South Carolina  
 SS - Nolan Fontana, Florida  
 3B - Jason Esposito, Vanderbilt  
 C - Mike Zunino, Florida  
 OF - Taylor Dugas, Alabama  
 OF - Mikie Mahtook, LSU  
 OF - Zach Cone, Georgia  
 OF - Jackie Bradley Jr., South Carolina

## 2012

P - Ryan Eades, LSU  
 P - Kendall Graveman, Mississippi State  
 P - Michael Roth, South Carolina  
 1B - Dominic Ficociello, Arkansas  
 2B - Alex Yarbrough, Ole Miss  
 SS - Nolan Fontana, Florida  
 3B - Matt Reynolds, Arkansas  
 C - Mike Zunino, Florida  
 OF - Evan Marzilli, South Carolina  
 OF - Taylor Dugas, Alabama  
 OF - Austin Cousino, Kentucky

## 2013

P - Daniel Mengden, Texas A&M  
 1B - Mason Katz, LSU  
 1B - Cole Lankford, Texas A&M  
 2B - Tony Kemp, Vanderbilt  
 SS - Adam Frazier, Mississippi State  
 3B - Christian Ibarra, LSU  
 C - Stuart Turner, Ole Miss  
 OF - Austin Cousino, Kentucky  
 OF - Mike Yastrzemski, Vanderbilt  
 OF - Hunter Renfroe, Mississippi State

## 2014

P - Aaron Nola, LSU  
 P - Carson Fulmer, Vanderbilt  
 1B - Eric Fisher, Arkansas  
 2B - Brett Pirtle, Mississippi State  
 SS - Seth Heck, Mississippi State  
 3B - Joey Pankake, South Carolina  
 C - Jake Wise, Arkansas  
 C - Grayson Greiner, South Carolina  
 OF - Austin Cousino, Kentucky  
 OF - Tanner English, South Carolina  
 OF - Andrew Stevenson, LSU

## 2015

1B - Evan White, Kentucky  
 2B - Kyle Overstreet, Alabama  
 3B - Bobby Wernes, Arkansas  
 SS - Alex Bregman, LSU  
 C - Kade Scivicque, LSU  
 OF - Andrew Stevenson, LSU  
 OF - Mark Laird, LSU  
 OF - Buddy Reed, Florida  
 P - Carson Fulmer, Vanderbilt

## 2016

1B - Evan White, Kentucky  
 2B - Cole Freeman, LSU  
 2B - Ryne Birk, Texas A&M  
 3B - Nick Senzel, Tennessee  
 SS - Dalton Guthrie, Florida  
 C - Mike Rivera, Florida  
 OF - Buddy Reed, Florida  
 OF - Anfernee Grier, Auburn  
 OF - J.B. Woodman, Ole Miss  
 P - Jordan Sheffield, Vanderbilt  
 P - Kyle Simonds, Texas A&M  
 P - Dustin Beggs, Kentucky

## 2017

C - Michael Papierski, LSU  
 1B - Evan White, Kentucky  
 2B - Deacon Liput, Florida  
 3B - Josh Smith, LSU  
 SS - Dalton Guthrie, Florida  
 OF - Jeren Kendall, Vanderbilt  
 OF - Jonah Todd, Auburn  
 OF - Jake Mangum, Mississippi State  
 P - Brigham Hill, Texas A&M

## 2018

C - Grant Koch, Arkansas  
 1B - Cole Zabowski, Ole Miss  
 2B - Luke Jarvis, Auburn  
 3B - Jonathan India, Florida  
 SS - Connor Kaiser, Vanderbilt  
 OF - Zach Watson, LSU  
 OF - Jake Mangum, Mississippi State  
 OF - Dominic Fletcher, Arkansas  
 P - Will Neely, Tennessee

# ACADEMIC HONORS

The Academic All-SEC Team was developed to recognize the outstanding athletes who are also outstanding students. To be eligible for the award, a student-athlete must: 1) have a 3.0 grade point average for either the past year or for their career; 2) be a sophomore or higher in academic classification; and 3) have 24 semester hours countable toward a degree.

## 1971

Pos.	Player	School	GPA
1b	Jack Baker	Auburn	2.01
2b	Mike Moock	LSU	3.20
3b	Bobby Tucker	Tennessee	3.04
ss	Pete Rancont	Auburn	2.06
ut	Ray Hull	Florida	3.33
lf	Ted Milton	Miss. State	3.12
cf	Mike Harrelson	Georgia	3.48
rf	Rex Bynum	Alabama	3.21
ut	Norris Weese	Ole Miss	3.44
c	Greg Collins	Vanderbilt	2.43
p	Louis Farmer	LSU	3.20
p	Earl Nance	Auburn	2.60

HONORABLE MENTION: Infielders: Zack Rogers, UA, 3.47; David Voss, MSU, 3.21; John Flad, UF, 3.20. Outfielders: Joe Haefner, AU, 2.02; Terry Dubose, UA, 3.58; Jeff Love, VU, 2.20; Adams Carroll, VU, 2.20. Pitcher: David Thomas, UF, 3.40.

## 1972

Pos.	Player	School	GPA
1b	Zack Rogers	Alabama	2.10
2b	Bobby Tucker	Tennessee	3.29
ss	Ray Hull	Florida	3.65
3b	Phil Baker	Georgia	3.33
lf	Joe Haefner	Auburn	2.27
cf	Norris Weese	Ole Miss	3.70
rf	Paul Husband	Ole Miss	3.46
ut	Rex Bynum	Alabama	2.07
ut	Richard Groover	Georgia	3.45
p	Alan Okun	Georgia	3.17

## 1973

Pos.	Player	School	GPA
1b	Rick Counts	Miss. State	3.06
2b	Steve Spitz	LSU	3.00
3b	Phil Baker	Georgia	3.16
ss	Wayne Pinkerton	Miss. State	3.10
ut	Bill Finney	Florida	4.00
lf	Bobby Tucker	Tennessee	3.18
cf	Norris Weese	Ole Miss	4.00
rf	Paul Husband	Ole Miss	3.88
ut	Paul Spivey	Alabama	2.26
c	Greg Collins	Vanderbilt	2.90
p	Bill Lawrence	Auburn	2.32
p	Barry Gaddis	Ole Miss	3.00

HONORABLE MENTION: Infielders: Zack Rogers, UA, 2.08; Xavier Prida, UF, 3.6; Gerald Belcher, UK, 3.2; Sonny Denniston, UK, 3.52; Wally McMakin, LS, 3.00; Greg Ferrara, LS, 3.0; Steve Collins, LS, 3.0; Tommy Cox, UT, 3.72. Outfielders: Nick DeVirgillis, UF, 4.0; Alan Okun, UG, 3.21; Jimmy Hall, UK, 3.1. Catchers: John O'Connor, UG, 3.31; Hal Bibee, UT, 3.39. Pitchers: Ed McCaw, UK, 3.16; Bob Woodward, LS, 3.0; Guy Hollingsworth, LS, 3.1.

## 1974

Pos.	Player	School	GPA
1b	Bill Oden	Tennessee	3.34
2b	T.Y. Gunter	Ole Miss	3.07
3b	Vic Sharek	Auburn	2.62
ss	Sparky Wilson	Georgia	3.00
ut	Sonny Denniston	Kentucky	3.21
lf	Randall Aldridge	LSU	3.75
cf	Jim Turner	Georgia	3.47
rf	Steve Carp	Georgia	3.31
ut	Bill Finney	Florida	4.00
dh	Charles Winslette	Georgia	4.00
c	John Fuller	Florida	3.00
c	Hal Bibee	Tennessee	3.44
p	Doug Corbett	Florida	3.10
p	Mark Cummings	Tennessee	3.42
p	Tom Charpentier	LSU	3.00

HONORABLE MENTION: Infielders: Joe Bob Cole, MSU, 3.06; Bill Bolander, UF, 3.21; Bubba Hubbard, UM, 3.20. Outfielders: Phil Baker, UG, 3.14; Dennis Bailey, AU, 2.03; Billy Fouch, UK, 3.00; Darrell Saunders, UK, 3.20. Catchers: John O'Connor, UG, 3.21; John Koenen, UK, 3.00. Pitchers: Bill Lawrence, AU, 2.17; Ed McCaw, UK, 3.45; Bill Ivie, UG, 3.55; Jim Mitchell, UG, 3.00.

## 1975

Pos.	Player	School	GPA
1b	Rick Honeycutt	Tennessee	3.00
2b	Gene Menees	Vanderbilt	2.50
3b	David Bowden	Florida	3.28
ss	T.Y. Gunter	Ole Miss	3.40
ut	Phil Baker	Georgia	3.67
lf	Randy Aldridge	LSU	3.40
cf	Dennis Bailey	Auburn	2.54
rf	Bill Finney	Florida	4.00
ut	Bill Hatfield	Tennessee	3.09
dh	Wally McMakin	LSU	3.00
c	Hal Bibee	Tennessee	3.51
p	Ed McCaw	Kentucky	3.82
p	Bill Ivie	Georgia	3.50
p	Guy Hollingsworth	LSU	3.20
p	Mike Park	Ole Miss	3.00

HONORABLE MENTION: Infielders: David Snell, UG, 3.67; Bill Oden, UT, 3.48; Greg Ferrara, LS, 3.5; Bruce Farman, UG, 4.00; Mark Saber, UG, 3.0. Pitchers: David Ray, UM, 3.82; Mike Coyne, VU, 2.20; Pat Whealey, LS, 3.20; Mark Cummings, UT, 3.35; Jim Handley, AU, 2.32; Lamar Pritchard, MSU, 3.25.

## 1976

Pos.	Player	School	GPA
1b	Randy Gipson	Kentucky	3.00
2b	Robbie Howard	Tennessee	3.26
3b	Wally McMakin	LSU	3.30
ss	Tony Toups	LSU	3.20
ut	Roger Holt	Florida	3.00
lf	Jimmy Sherrill	Kentucky	3.33
cf	Billy Fouch	Kentucky	3.00
rf	Darrell Saunders	Kentucky	3.17
ut	Fred Dunlap	Miss. State	3.41
dh	LeRoy Robbins	Kentucky	3.80
p	Steve Pewitt	Kentucky	3.17
p	Rick Honeycutt	Tennessee	3.06
p	Robert Hudson	Auburn	2.40

HONORABLE MENTION: Infielders: J.B. Caldwell, UF, 3.64; Vaughn Meiners, LS, 3.40; Mike Pomeranz, UM, 3.00; John Cortese, UF, 3.31; Scott Shepherd, MSU, 3.58; Mike Moore, UK, 3.44; Chuck Long, UK, 3.81; Bruce Farman, UG, 3.42; T.Y. Gunter, UM, 3.42; Kenny Sholl, VU, 2.21. Outfielders: Bill Hatfield, UT, 3.32; Larry Littleton, UG, 3.14; Pat Ball, UM, 3.44; Terry Fitzgerald, UF, 3.07. Pitchers: Mark McClanahan, AU, 2.33; Bruce Baker, UF, 3.69; Eric Hiller, UF, 3.36; Pat Whealey, LS, 3.01; Trevor Nau, UM, 4.00.

## 1977

Pos.	Player	School	GPA
1b	Randy Gipson	Kentucky	3.07
2b	John Cortese	Florida	3.00
3b	Bubba Hubbard	Ole Miss	3.31
ss	Bubba Kizer	Georgia	3.00
ut	Roger Holt	Florida	3.00
ut	Mike Pomeranz	Ole Miss	3.02
lf	LeRoy Robbins	Kentucky	3.75
cf	Pat Ball	Ole Miss	3.44
rf	Ken Lee	Miss. State	3.20
ut	John Brantley	Florida	3.20
dh	Robbie Howard	Tennessee	3.17
c	Scott Galloway	Miss. State	3.00
p	Robert Hudson (R)	Auburn	2.05
p	Steve Pewitt (L)	Kentucky	3.25

HONORABLE MENTION: Infielders: J.B. Caldwell, UF, 3.21; Tommy Cook, UT, 3.77; Cliff Ford, UM, 3.31; Scott Shepherd, MSU, 3.88; Gary DeLoach, UA, 2.16; Tommy Belk, UA, 2.00; Chuck Long, UK, 3.62. Outfielders: Larry Pavlou, MSU, 3.50. Pitcher: Mike Darby, MSU, 3.10.

## 1978

NOTE: No Academic All-SEC Team was named in 1978.

## 1979

Pos.	Player	School	GPA
1b	Randy Gipson	Kentucky	3.10
2b	Chuck Long	Kentucky	3.58
3b	Nelson Jennings	Vanderbilt	2.23
ss	Steve Houlberg	Alabama	2.25
ut	Gary Jack	Alabama	2.79
lf	Bob Kocol	Miss. State	3.26
cf	Jeff Pyburn	Georgia	3.34
rf	Larry Pavlou	Miss. State	3.50
ut	Lucien Tujaque	LSU	3.20
dh	Jim Leopold	Kentucky	3.67
c	Steve Vogel	Kentucky	3.00
c	Bob White	Georgia	3.47
p	Pete Teixeira	Florida	3.38
p	Lynn Humphries	Auburn	2.37
p	Ken Rabun	Georgia	3.23

HONORABLE MENTION: Infielders: Cliff Ford, UM, 3.06; Tom Hatfield, UK, 3.61. Outfielders: Bubba Chrismer, UG, 3.37. Catcher: Mike Sterling, MSU, 3.45. Pitchers: David Livingston, UF, 3.08; Kerry Jolly, UK, 3.47; Al Ward, UM, 3.36.

## 1980

Pos.	Player	School	GPA
1b	Gary Jack	Alabama	2.73
2b	Wade McKinney	Georgia	3.10
3b	Nelson Jennings	Vanderbilt	2.20
ss	Tom Hatfield	Kentucky	3.46
ut	Randy Olson	LSU	3.00
lf	Chuck Kinzel	Tennessee	3.45
cf	Jeff Pyburn	Georgia	3.46
rf	Bubba Chrismer	Georgia	3.48
ut	James Leopold	Kentucky	3.44
dh	Mark Dunning	Alabama	2.07
c	Bob White	Georgia	3.29
c	Steve Vogel	Kentucky	3.06
p	Gene Richie	Georgia	3.26
p	Jeff Keener	Kentucky	3.36
p	John Shrewsbury	Miss. State	3.16

HONORABLE MENTION: Infielder: Alan Mock, AU, 3.7. Outfielders: Terry Loe, MSU, 3.12. Catcher: Kirk Swigert, UK, 3.20. Pitchers: Bob Silvanik, UK, 3.13; Don Mundie, MSU, 3.29.

## 1981

Pos.	Player	School	GPA
1b	Gary Jack	Alabama	2.73
2b	Alan Mock	Auburn	3.70
3b	Jeff Shartzert	Kentucky	3.28
ss	Billy Martz	Miss. State	3.74
ut	Tom Hatfield	Kentucky	3.50
of	Glenn Carpenter	Florida	3.01
of	Bobby Pierce	Alabama	2.10
of	Robert Sorrell	Auburn	4.00
ut	Cam Stubbs	Vanderbilt	3.84
c	Bob White	Georgia	3.23
c	Terry Loe	Miss. State	3.25
p	Jeff Keener	Kentucky	3.30
p	Don Mundie	Miss. State	3.34
p	Mark Harris	Georgia	3.53

HONORABLE MENTION: Pitchers: Jimmy Boring, UT, 3.32; John Shrewsbury, MSU, 3.06; John Adams, UM, 3.40; Gary Smith, AU, 3.00.

## 1982

Pos.	Player	School	GPA
1b	Cam Stubbs	Vanderbilt	2.00
2b	Russell Smith	Auburn	3.37
3b	Mario Alos	Florida	3.00
ut	Dan Van Cleve	Miss. State	3.56
ss	Bref Elbin	Alabama	2.50
dh	Rob Skates	Alabama	2.10
of	Robert Sorrell	Auburn	3.88
of	Rick Fuentes	Georgia	3.00
of	Kent Yarbrough	Vanderbilt	2.60
of	Bill Barker	Kentucky	3.00
of	Sam Basso	Auburn	3.20
of	Nick Krsnich	Florida	3.12
p	Jeff Brewer	Alabama	2.25
p	Gary Smith	Auburn	3.10
p	Craig Kizer	Georgia	3.04

## 1983

Pos.	Player	School	GPA
1b	Dan Van Cleve	Miss. State	3.43
2b	Russell Smith	Auburn	3.40
3b	Bref Elbin	Alabama	2.52
ss	Mark Howie	LSU	3.00
lf	Rob Skates	Alabama	2.02
cf	Brad Winkler	Miss. State	3.46
rf	Ken Jackson	Kentucky	3.07
ut	Kent Yarbrough	Vanderbilt	2.44
c	Mike Stanley	Florida	3.50
p	George Reyes	Florida	3.18
p	Scott Ruskin	Florida	3.50
p	Tom Hoerman	Vanderbilt	2.00

HONORABLE MENTION: Pitchers: Jeff Brewer, UA, 2.15; Mike Murdock, LS, 3.0; Dan Whelan, UK, 3.17; Jim Colmer, UM, 3.48; Jeff Trenning, VU, 2.0; Mike McCann, MSU, 3.47.

In 1984 the Southeastern Conference developed the Academic Baseball Honor Roll. The new format was adopted to recognize those athletes who had a 3.0 grade point average (either cumulative or during the past year), and had 24 semester or 26 quarter hours countable toward a degree. Prior to the 1996-97 season, the SEC dropped the requirement of earning a letter for that season.



# ACADEMIC HONORS

## 1984

Name	School
Jeff Brewer	Alabama
Jeff Umphrey	Alabama
Donald Carr	Florida
Russ Kibler	Florida
Scott Lusader	Florida
Mike Stanley	Florida
Robert Cogan	Georgia
Kevin Finn	Georgia
Chris Carroll	Kentucky
Tim Feger	Kentucky
Dan Whelan	Kentucky
Mark Howie	LSU
Bryan Farmer	Ole Miss
Joe Gex	Ole Miss
Kyle Gordon	Ole Miss
Steve King	Mississippi State
Bobby Locke	Mississippi State
Mike McCann	Mississippi State
Dan Van Cleve	Mississippi State
Pat Sullivan	Tennessee
Greg Allen	Vanderbilt
Tim Brecht	Vanderbilt
Joey Cora	Vanderbilt
Scott Darling	Vanderbilt
Tom Hoerman	Vanderbilt
Bob Nicolich	Vanderbilt
Jeff Trenning	Vanderbilt

## 1985

Name	School
David Turner	Alabama
Michael Wiggins	Alabama
Scott Tillery	Auburn
David Wilson	Auburn
Stan Fascher	Florida
Lance Hodges	Florida
Scott Lusader	Florida
Tim Touma	Florida
Scott Bohlke	Georgia
Bog Cogan	Georgia
Joseph Zimmerman	LSU
David Bass	Ole Miss
Doug Duvall	Ole Miss
Joe Gex	Ole Miss
Kyle Gordon	Ole Miss
Rodney Mattina	Ole Miss
Frank Davis	Mississippi State
Samuel Duda	Mississippi State
Steve King	Mississippi State
Will McRaney	Mississippi State
John Scott	Mississippi State
Gator Thiesen	Mississippi State
Dan Van Cleve	Mississippi State
Patrick Sullivan	Tennessee
Joey Cora	Vanderbilt
Jeff Trenning	Vanderbilt

## 1986

Name	School
Chris Barnes	Alabama
David Turner	Alabama
Mike Wiggins	Alabama
Tony Haney	Auburn
David Wilson	Auburn
John Floyd	Florida
Scott Bohlke	Georgia
Read Davis	Georgia
Darren Howard	Georgia
Mark Blythe	Kentucky
Scott Weakley	Kentucky
Alan Yankey	Kentucky

Terry Belle	LSU
Joe Zimmerman	LSU
Doug Duvall	Ole Miss
Kyle Gordon	Ole Miss
James Sikes	Ole Miss
Kenneth Edwards	Mississippi State
Steven King	Mississippi State
Charles McCraney	Mississippi State
William McDonald	Mississippi State
Will McRaney, Jr.	Mississippi State
Mike Martin	Mississippi State
William Weaver	Mississippi State
Ray Labelle	Tennessee
Kyle Balch	Vanderbilt
Joseph Jackson	Vanderbilt

## 1987

Name	School
Kenneth Trusky	Alabama
Tony Haney	Auburn
David Wilson	Auburn
Scott Bohlke	Georgia
Matt Hoitsma	Georgia
Mark Blythe	Kentucky
Peter Bush	LSU
Mark Guthrie	LSU
Robert Hartwig	LSU
Kyle Gordon	Ole Miss
James Sikes	Ole Miss
John Simon	Ole Miss
Robert Troy Simon	Ole Miss
Matt Smith	Ole Miss
Randall Abrams	Mississippi State
Nelson Arriette	Mississippi State
Joseph Hurst	Mississippi State
Charles McCraney	Mississippi State
David McMahon	Mississippi State
Mike Martin	Mississippi State
Burke Masters	Mississippi State
Trent Weaver	Mississippi State
James Boyce	Tennessee
Steven Caputo	Tennessee
Billy Carver	Tennessee
Jeffrey Greer	Tennessee
Clark Rose	Tennessee
Kyle Balch	Vanderbilt
Brad Harris	Vanderbilt
Robert Schabes	Vanderbilt

## 1988

Name	School
Michael Soper	Alabama
Kenneth Trusky	Alabama
Jason Bridges	Alabama
Robert Fletcher	Alabama
Anthony Pisciotto	Alabama
Tony Haney	Auburn
Clark Preble	Auburn
Parks Johnson	Florida
Richard Bielski	Georgia
John Hampton	Kentucky
Billy White	Kentucky
Bruce Wise	Kentucky
Mark Blythe	Kentucky
Jim Dill	Kentucky
Roger Gum	Kentucky
Joseph Welch	Kentucky
Daniel Edwards	LSU
Richard Carroll	Ole Miss
Keith Kessinger	Ole Miss
James Sikes	Ole Miss
Matthew Smith	Ole Miss
Edward Pounds	Ole Miss

Jody Hurst	Mississippi State
Tracy Jobes	Mississippi State
Mike Martin	Mississippi State
Burke Masters	Mississippi State
David McMahon	Mississippi State
Tommy Raffo	Mississippi State
Bobby Reed	Mississippi State
M. John Neal	Tennessee
Clark Rose	Tennessee
Kyle Bauch	Vanderbilt
Bob Schabes	Vanderbilt

## 1989

Name	School
John Hardie	Alabama
Peter Hinkle	Alabama
Hunter Plott	Alabama
Derek Crownover	Auburn
Jeff Leatherman	Auburn
Clark Preble	Auburn
Tommy Youngblood	Auburn
Matt Hoitsma	Georgia
Roger Miller	Georgia
Mark Blythe	Kentucky
Jim Dill	Kentucky
Roger Gum	Kentucky
John Hampton	Kentucky
Joe Welch	Kentucky
Billy White	Kentucky
Bruce Wise	Kentucky
Freddie Joseph	Ole Miss
Keith Kessinger	Ole Miss
Pepper Pounds	Ole Miss
Darin Asbill	Mississippi State
Chuck Daniel	Mississippi State
Chuck Holly	Mississippi State
Jody Hurst	Mississippi State
Russ Mahan	Mississippi State
Burke Masters	Mississippi State
Rob Norman	Mississippi State
Tommy Raffo	Mississippi State
Barry Winford	Mississippi State
Ron Winford	Mississippi State
Ernie Wright	Mississippi State
John Neal	Tennessee
Clark Rose	Tennessee
Mark Tranbarger	Tennessee
Jamie Abbyg	Vanderbilt
Jeff Callahan	Vanderbilt
Bryant Freer	Vanderbilt
Rick Holt	Vanderbilt
Bob Schabes	Vanderbilt
John Turnbull	Vanderbilt

## 1990

Name	School
Chris Barnes	Alabama
Jon Henn	Alabama
Pete Hinkle	Alabama
Mickey Kerns	Alabama
Jeff Laubenthal	Alabama
Hunter Plott	Alabama
Mark Roberts	Alabama
Mickey Tomey	Auburn
Jeff Leatherman	Auburn
John Mooror	Auburn
Todd O'Donnell	Auburn
Mike Moberg	Florida
Todd McCray	Florida
Tony Sharkins	Florida
Jeff Cooper	Georgia
Matt Hoitsma	Georgia
Brian Jester	Georgia

Paul Corum	Kentucky
Mike Harris	Kentucky
Darin Rieman	Kentucky
Tom Robeson	Kentucky
David Herry	LSU
Freddie Joseph	Ole Miss
Pepper Pounds	Ole Miss
Collier Simpson	Ole Miss
Burke Masters	Mississippi State
Tommy Raffo	Mississippi State
Chuck Daniel	Mississippi State
Jon Harden	Mississippi State
Rob Norman	Mississippi State
Joey Hamilton	Mississippi State
Clark Rose	Tennessee
Mark Tranbarger	Tennessee
Rick Holt	Vanderbilt
Todd Muckerheide	Vanderbilt
Jim Schifman	Vanderbilt
John Turnbull	Vanderbilt
Chip Fridrich	Vanderbilt

## 1991

Name	School
Pete Hinkle	Alabama
Jeff Laubenthal	Alabama
Tommy Milstead	Alabama
Hunter Plott	Alabama
Tommy Carter	Auburn
Mark Fuller	Auburn
Jon Hebel	Auburn
Jeff Leatherman	Auburn
Todd O'Donnell	Auburn
Jason Beard	Florida
Ray Suplee	Georgia
Paul Corum	Kentucky
Blake Feeney	Kentucky
Tom Froning	Kentucky
Tim Bauer	LSU
Paul Byrd	LSU
Matt Chamberlain	LSU
Pat Garrity	LSU
Rob Boyd	Ole Miss
Kary Bridges	Ole Miss
Tom Luke	Ole Miss
Brian Maxcy	Ole Miss
Chuck Daniel	Mississippi State
Corbin Davis	Mississippi State
Joey Hamilton	Mississippi State
Jon Harden	Mississippi State
Tom Howe	Mississippi State
Rob Norman	Mississippi State
Tom Quinn	Mississippi State
Mark Tranbarger	Tennessee
Mickey Ellison	Vanderbilt
Rick Holt	Vanderbilt
John Turnbull	Vanderbilt

## 1992

Name	School
Juan Debrand	Alabama
Matt Homan	Alabama
Jeff Laubenthal	Alabama
Scott Brocail	Arkansas
Allen Williams	Arkansas
Mark Fuller	Auburn
Todd O'Donnell	Auburn
Mickey Tomey	Auburn
Brian Duva	Florida
Kenneth Mercer	Florida
Brian Purvis	Florida
David Valdes	Florida
Blaise Kozeniewski	Georgia

# ACADEMIC HONORS

Paul Corum	Kentucky
Mark Etter	Kentucky
Tom Froning	Kentucky
Greg Mercer	Kentucky
Jeff Norman	Kentucky
Max Reitz	Kentucky
Steve Zongor	Kentucky
Timothy Bauer	LSU
Matt Chamberlain	LSU
David Herry	LSU
Chris Moock	LSU
Jared Mula	LSU
Bhrett McCabe	LSU
Mike Sirotko	LSU
Rob Boyd	Ole Miss
Kary Bridges	Ole Miss
Vance Holland	Ole Miss
Tom Luke	Ole Miss
David Maxcy	Ole Miss
Nate Riddley	Ole Miss
Collier Simpson	Ole Miss
Chuck Daniel	Mississippi State
Jon Harden	Mississippi State
Steve Hegan	Mississippi State
Tom Howe	Mississippi State
Tom Quinn	Mississippi State
Christopher Adams	South Carolina
Jeffrey Easterling	South Carolina
T.E. Stokes III	South Carolina
Phil Dannunzio	Tennessee
Jeff Foster	Tennessee
Chris Kelley	Tennessee
Richard King	Tennessee
Thomas Pendley	Vanderbilt

## 1993

Name	School
Jeff Crane	Alabama
Jeff Laubenthal	Alabama
Geno Saunders	Alabama
Scott Brocail	Arkansas
Carl Stall	Arkansas
Steve Taft	Arkansas
Allen Williams	Arkansas
Jason Johnson	Auburn
James Waggoner	Auburn
Brian Duva	Florida
Brandt Mathers	Florida
Shane McGinnis	Florida
David Valdes	Florida
John Yselonia	Georgia
Mark Etter	Kentucky
Andy McCord	Kentucky
Billy Thompson	Kentucky
Mike Sirotko	LSU
Matt Chamberlain	LSU
Brian Winders	LSU
Charles Barbour	Ole Miss
William Bridges	Ole Miss
Eric McMahan	Ole Miss
Christopher Young	Ole Miss
Tripp Hill	Mississippi State
Jay Powell	Mississippi State
Gary Rath	Mississippi State
Bryan Triche	Mississippi State
Larry Tomkins	Mississippi State
Drew Williams	Mississippi State
Joseph Biernat	South Carolina
Jeff Easterling	South Carolina
Watson Maynard	South Carolina
Stacy Stokes	South Carolina
Kelly White	South Carolina
Jeffery Foster	Tennessee
Adam Priest	Tennessee

David Daniels	Vanderbilt
Mickey Ellison	Vanderbilt
Nick Morrow	Vanderbilt
Tom Pendley	Vanderbilt
Brad Reese	Vanderbilt
Jason Robbins	Vanderbilt
Boomer Whipple	Vanderbilt

## 1994

Name	School
Bernie Bellard	Alabama
Mike McDonald	Alabama
Geno Saunders	Alabama
Anthony Box	Alabama
Scott Brocail	Arkansas
Scott Cunningham	Arkansas
Brad Mulvaney	Arkansas
Allen Williams	Arkansas
Jim Hamilton	Arkansas
John Miller	Arkansas
Bryant Richardson	Arkansas
Brian Rogers	Arkansas
Jay Waggoner	Auburn
Russell Whittenburg	Auburn
Eric Castaldo	Florida
Brian Duva	Florida
Dean Kent	Florida
Sean McClellan	Florida
Matt Parker	Florida
Chris Simpkins	Florida
Chris Ciaccio	Georgia
Todd Crane	Georgia
Darren Hamrick	Georgia
Matt Bowles	Kentucky
Mark Etter	Kentucky
Brad Hindersman	Kentucky
Andrew McCord	Kentucky
Brian Reed	Kentucky
Kevin Ainsworth	LSU
Scott Berardi	LSU
Tim Lanier	LSU
Bhrett McCabe	LSU
Warren Morris	LSU
Kevin Ward	LSU
Charles Barbour	Ole Miss
David Blevins	Ole Miss
Lennon Bowen IV	Ole Miss
Keith Lewis	Ole Miss
Jarret Nichols	Ole Miss
Christopher Young	Ole Miss
Jerry Dupuy	Mississippi State
Steven Jaszczak	Mississippi State
Edward Lyons	Mississippi State
David Perkins	Mississippi State
Alfred Rath	Mississippi State
Jason Robinson	Mississippi State
Lawrence Tomkins	Mississippi State
James Williams	Mississippi State
James Badolato	South Carolina
Watson Maynard	South Carolina
Stacy Stokes	South Carolina
Kelly White	South Carolina
Scotty Pace	South Carolina
Bradley Greene	Tennessee
Adam Priest	Tennessee
Geoffrey Rosenbaum	Tennessee
Adam Swallows	Tennessee
David Daniels	Vanderbilt
Jason Elliott	Vanderbilt
Nick Morrow	Vanderbilt
Jason Robbins	Vanderbilt
Boomer Whipple	Vanderbilt

## 1995

Name	School
Rick Detoto	Alabama
Chris Eilers	Alabama
Jason Jordan	Alabama
Barry L. Lunney, Jr.	Arkansas
Todd Gober	Auburn
Jason Leboeuf	Auburn
Eric Castaldo	Florida
Jesse Curtis	Florida
David Eckstein	Florida
Dean Kent	Florida
Chris Ciaccio	Georgia
Todd Crane	Georgia
Michael Toci	Georgia
Chad Whittemore	Georgia
Aaron Acuff	Kentucky
Andrew McCord	Kentucky
Greg Reid	Kentucky
Janak Talwalkar	Kentucky
Kevin Ainsworth	LSU
Casey Cuntz	LSU
Tim Lanier	LSU
Bhrett McCabe	LSU
Warren Morris	LSU
Kevin Ward	LSU
Brian Winders	LSU
Charles Barbour	Ole Miss
Billy Bernard	Ole Miss
Chris Vowell	Ole Miss
Ryan Young	Ole Miss
Doug Newman	Mississippi State
Scott Tanksley	Mississippi State
Rusty Thoms	Mississippi State
Scott Tribolet	Mississippi State
Brian Adams	South Carolina
Brian Hucks	South Carolina
Watson Maynard	South Carolina
Robert Watson, Jr.	South Carolina
Bryce Christensen	Tennessee
Robert A. Dickey	Tennessee
Brad Greene	Tennessee
Ryan Bachman	Vanderbilt
David Daniels	Vanderbilt
Jason Elliott	Vanderbilt
Jason Robbins	Vanderbilt
Boomer Whipple	Vanderbilt

## 1996

Name	School
Joe Caruso	Alabama
Chris Eilers	Alabama
Eric Goldis	Alabama
Brett Taft	Alabama
Brad Mulvaney	Arkansas
Matt Erickson	Arkansas
Jason McConnell	Arkansas
Chad Tidwell	Arkansas
Reggie Williams	Arkansas
Elliot Brown	Auburn
Kirby Clark	Auburn
Adam Sullivan	Auburn
Eric Castaldo	Florida
David Eckstein	Florida
Matt Parker	Florida
Shane Seroyer	Florida
Aaron Acuff	Kentucky
Janak Talwalkar	Kentucky
Brian Daugherty	LSU
Chris Demouy	LSU
Eddie Furniss	LSU
Tim Lanier	LSU
Warren Morris	LSU

Kevin Ward	LSU
Brad Wilson	LSU
Charles Barbour	Ole Miss
Jason Huisman	Ole Miss
Keith Lewis	Ole Miss
Marc MacMillan	Ole Miss
Brian Clark	Mississippi State
Dustin Dabbs	Mississippi State
Brad Freeman	Mississippi State
Jeremy Jackson	Mississippi State
Ben Jenkins	Mississippi State
Van Johnson	Mississippi State
Richard Lee	Mississippi State
Adam Piatt	Mississippi State
Scott Polk	Mississippi State
Rusty Thoms	Mississippi State
Ryan Bordenick	South Carolina
Craig Dour	South Carolina
Oliver Harwas	South Carolina
Brian Hucks	South Carolina
Brent Moore	South Carolina
Rob Streicher	South Carolina
Ryan Szejbka	South Carolina
Rob Watson	South Carolina
Justin Altman	Tennessee
Travis Copley	Tennessee
R. A. Dickey	Tennessee
Ryan Meyers	Tennessee
Ryan Bachman	Vanderbilt
Ryan Brown	Vanderbilt
Glenn Davis	Vanderbilt
Jimmy Dykes	Vanderbilt
Paul Seybt	Vanderbilt

## 1997

Name	School
Chris Eilers	Alabama
Robbie Tucker	Alabama
Matt Erickson	Arkansas
Eric Hinske	Arkansas
Barry Lunney	Arkansas
Derek Matheson	Arkansas
Jason McConnell	Arkansas
Mike Moriarty	Arkansas
Rob Quarnstrom	Arkansas
Casey Dunn	Auburn
Stephen Chambliss	Auburn
Adam Sullivan	Auburn
Patrick Wootton	Auburn
Charles Aulet	Florida
Tommy Bond	Florida
David Eckstein	Florida
Chris Floyd	Florida
Sergio Rodriguez	Florida
Shane Seroyer	Florida
Aaron Acuff	Kentucky
Greg Reid	Kentucky
Eric Berthelot	LSU
John Blancher	LSU
Patrick Coogan	LSU
Casey Cuntz	LSU
Brian Daugherty	LSU
Chris Demouy	LSU
Eddy Furniss	LSU
Jeff Harris	LSU
Joey Painich	LSU
Mark Dixon	Ole Miss
Vince Fiore	Ole Miss
Jason Huisman	Ole Miss
Lance Tolbert	Ole Miss
Brooks Bryan	Miss. State
Scott Clark	Miss. State
Jeremy Jackson	Miss. State
Van Johnson	Miss. State



# ACADEMIC HONORS

Richard Lee	Miss. State
Adam Piatt	Miss. State
Scott Polk	Miss. State
Brad Shumaker	Miss. State
Sparky Sparkman	Mississippi State
Rusty Thoms	Mississippi State
Brian Wiese	Mississippi State
Ryan Bordenick	South Carolina
Craig Dour	South Carolina
Brett Jodie	South Carolina
Rob Streicher	South Carolina
Ryan Szejbka	South Carolina
Robert Watson	South Carolina
Charles Coker	Tennessee
Travis Copley	Tennessee
Jeff Pickler	Tennessee
C. Christensen	Vanderbilt
Glenn Davis	Vanderbilt
Jimmy Dykes	Vanderbilt
Richard Giannola	Vanderbilt
Bradley Hastings	Vanderbilt
Ryan Hobbs	Vanderbilt
Paul Seybt	Vanderbilt
David Woods	Vanderbilt

1998	
Name	School
Tripp Baldwin	Alabama
David Mote	Alabama
Brent Caldwell	Arkansas
Brad Hagedorn	Arkansas
Eric Hinske	Arkansas
Joe Jester	Arkansas
Derek Matheson	Arkansas
Mike Moriarity	Arkansas
Jack Welsh	Arkansas
Jerel Whitekiller	Arkansas
Tucker Dearth	Auburn
Casey Dunn	Auburn
George Jones	Auburn
Kevin Knorst	Auburn
Derek Reif	Auburn
Michael Gray	Florida
Tim Johnson	Florida
Ty Martin	Florida
Matt McClendon	Florida
Jeff Cardozo	Florida
Stuart McFarland	Florida
Sergio Rodriguez	Florida
Shane Seroyer	Florida
Matt Siegel	Florida
Chris Hays	Georgia
Lance Shannon	Georgia
Andrew Green	Kentucky
Jeff Meade	Kentucky
Josh Paxton	Kentucky
Justin Sanders	Kentucky
Blair Barbier	LSU
Matt Colvin	LSU
Chris Demouy	LSU
Eddy Furniss	LSU
Doug Thompson	LSU
Matt Ceriani	Ole Miss
Stephen Cramblitt	Ole Miss
Benjamin Edwards	Ole Miss
Jason Huisman	Ole Miss
Thomas Magee	Ole Miss
David Swan	Ole Miss
Robert Voltz	Ole Miss
Brooks Bryan	Mississippi State
Scott Clark	Mississippi State
Mark Freed	Mississippi State
Jeremy Jackson	Mississippi State
Van Johnson	Mississippi State

Richard Lee	Mississippi State
Brett Muhlhan	Mississippi State
Sparky Sparkman	Mississippi State
Rusty Thoms	Mississippi State
Brian Wiese	Mississippi State
Ryan Bordenick	South Carolina
Adam Everett	South Carolina
Brett Jodie	South Carolina
Brian Kirby	South Carolina
Justin Morris	South Carolina
Travis Copley	Tennessee
Jason Evans	Tennessee
Eduardo Figueroa	Tennessee
Jeff Pickler	Tennessee
Chris Christensen	Vanderbilt
Justin Dill	Vanderbilt
Jimmy Dykes	Vanderbilt
Paul Seybt	Vanderbilt
David Woods	Vanderbilt

1999	
Name	School
Justin Smith	Alabama
Jeremy Vaughn	Alabama
Mark Burnett	Arkansas
Scott Crossett	Arkansas
Greg Gilleland	Arkansas
Brad Hagedorn	Arkansas
Scott Hurley	Arkansas
Derek Matheson	Arkansas
Wes McCrotty	Arkansas
David Walling	Arkansas
Dan Wright	Arkansas
Tucker Dearth	Auburn
Casey Dunn	Auburn
Todd Faulkner	Auburn
Mailon Kent	Auburn
Derek Reif	Auburn
Joseph Zanthos	Auburn
Jeff Cardozo	Florida
Kevin Coleman	Florida
Ryan Gleichowski	Florida
Ben Grezlovski	Florida
Tim Johnson	Florida
Matt McClendon	Florida
Stuart McFarland	Florida
Sergio Rodriguez	Florida
Shane Seroyer	Florida
Matt Siegel	Florida
Chris Hays	Georgia
Kyle Hudlow	Georgia
David Lamberth	Georgia
Will Crumbaugh	Kentucky
Andy Green	Kentucky
Patrick Mahan	Kentucky
Jeff Meade	Kentucky
Josh Owens	Kentucky
Josh Paxton	Kentucky
Justin Sanders	Kentucky
Kurt Ainsworth	LSU
Christian Bourgeois	LSU
Josh Dalton	LSU
Mike Daly	LSU
Tim Nugent	LSU
Jeremy Witten	LSU
Joey Cramblitt	Ole Miss
Ryan Davis	Ole Miss
Jon Dickens	Ole Miss
Ben Edwards	Ole Miss
Justin Huisman	Ole Miss
Bailey Patridge	Ole Miss
Brandon Skelton	Ole Miss
Jude Voltz	Ole Miss
Jim Abraham	Mississippi State

Tanner Brock	Mississippi State
Scott Clark	Mississippi State
Justin Estel	Mississippi State
Mark Freed	Mississippi State
Jon Knott	Mississippi State
Brian Terry	Mississippi State
Brian Wiese	Mississippi State
Tripp Kelly	South Carolina
Matt Wilson	South Carolina
Hal Bibee	Tennessee
Justin Parker	Tennessee
Donnie Ross	Tennessee
Hunter Bledsoe	Vanderbilt
Kevin Geshke	Vanderbilt
Stephen Prather	Vanderbilt

2000	
Name	School
Jeremy Vaughn	Alabama
Lance Cormier	Alabama
Scott McClanahan	Alabama
Kevin Marzion	Alabama
Jeff Fletcher	Arkansas
Brad Hagedorn	Arkansas
Charlie Isaacson	Arkansas
Brian Kirby	Arkansas
Jared Manatt	Arkansas
Wes McCrotty	Arkansas
Miike Moriarity	Arkansas
Matt Riethmaier	Arkansas
Jack Welsh	Arkansas
Kevin Dees	Auburn
Todd Faulkner	Auburn
Gabe Gross	Auburn
Mailon Kent	Auburn
Kevin Knorst	Auburn
Lynn Shoop	Auburn
Joseph Zanthos	Auburn
Jay Belflower	Florida
Kevin Coleman	Florida
Ryan Shealy	Florida
Spencer Williams	Florida
Stuart McFarland	Florida
Jeff Cardozo	Florida
Tim Johnson	Florida
Matt Siegel	Florida
Brian Haught	Florida
David Klebonis	Florida
Troy Davis	Georgia
Chris Hays	Georgia
Matt Steele	Georgia
Mark Thornhill	Georgia
Andy Green	Kentucky
Jeff Meade	Kentucky
Josh Paxton	Kentucky
Blair Barbier	LSU
Billy Brian	LSU
Mike Daly	LSU
Brad Hawpe	LSU
Trey Hodges	LSU
Jeremy Loftice	LSU
Billy McBride	LSU
Tommy Morel	LSU
Tim Nugent	LSU
Jeremy Witten	LSU
Clint Farrar	Ole Miss
Ronnie Goodwin	Ole Miss
Nathan Lyons	Ole Miss
Jude Voltz	Ole Miss
Joey Cramblitt	Ole Miss
Ryan Davis	Ole Miss
Jon Dickens	Ole Miss
Ben Edwards	Ole Miss
Bailey Patridge	Ole Miss

Travis Chapman	Mississippi State
Steven Dowe	Mississippi State
Justin Estel	Mississippi State
Mark Freed	Mississippi State
Jon Knott	Mississippi State
Ty Martin	Mississippi State
Ryan McGrath	Mississippi State
Joey Collums	Mississippi State
Kip Bouknight	South Carolina
Steven Bondurant	South Carolina
Rico Bravo	South Carolina
Trey Dyson	South Carolina
Nate Janowicz	South Carolina
Tripp Kelly	South Carolina
Jeremy Plexico	South Carolina
Shane Nelson	South Carolina
Jamie Poston	South Carolina
Matt Riddle	South Carolina
Steve Thomas	South Carolina
Matt Wilson	South Carolina
Hal Bibee, Jr.	Tennessee
Kurt Scott	Tennessee
Chris Burke	Tennessee
Drew Borland	Vanderbilt
Randall Prather	Vanderbilt
Kyle Flubacker	Vanderbilt
Kevin Geshke	Vanderbilt
Jeff Little	Vanderbilt
Sean Luellwitz	Vanderbilt
Karl Nonemaker	Vanderbilt
Scott Vanderhoff	Vanderbilt

2001	
Name	School
Aaron Clark	Alabama
Lance Cormier	Alabama
Casey Lambert	Alabama
Scott McClanahan	Alabama
Jeremy Vaughn	Alabama
Owen Whitaker	Alabama
Robert Ferguson	Alabama
Jeff Fletcher	Arkansas
Jeff Hoefler	Arkansas
Brian Kirby	Arkansas
Jared Manatt	Arkansas
Wes McCrotty	Arkansas
Josh Merryman	Arkansas
Jonathan Murphy	Arkansas
Gabriel Gross	Auburn
Mailon Kent	Auburn
Kevin Knorst	Auburn
Lynn Shoop	Auburn
Joseph Zanthos	Auburn
Jeffrey Cardozo	Florida
Kevin Coleman	Florida
Kevin Estrada	Florida
Alex Hart	Florida
Kyle Olson	Florida
Adam Prida	Florida
Matthew Siegel	Florida
David Klebonis	Florida
Jonathan Armitage	Georgia
Shaun Helmey	Georgia
David Lamberth	Georgia
Kyle Magee	Georgia
Mark Thornhill	Georgia
Andrew Green	Kentucky
Jeff Meade	Kentucky
Jason Wolfe	Kentucky
Austin Madison	Kentucky
Michael Paxton	Kentucky
Christian Bourgeois	LSU
Billy Brian	LSU
Brad David	LSU

# ACADEMIC HONORS



David Miller	LSU
Thomas Devon Morel	LSU
Tim Nugent	LSU
Wally Pontiff	LSU
Chad Vaught	LSU
Ronnie Goodwin	Ole Miss
Burney Hutchinson	Ole Miss
Lance Jones	Ole Miss
Nathan Lyons	Ole Miss
Craig Nugen	Ole Miss
Joel Lyons	Ole Miss
Clint Farrar	Ole Miss
Jeff Cardozo	Florida
Kevin Coleman	Florida
Alex Hart	Florida
David Klebonis	Florida
Tom Potter	Florida
Ryan Shealy	Florida
Matt Siegel	Florida
Karl Wiegandt	Florida
Jon Armitage	Georgia
Shaun Helme	Georgia
Kyle Magee	Georgia
Mark Thornhill	Georgia
Brad Whitfield	Georgia
Matthew Woods	Georgia
Seth Morris	Kentucky
Brad Pickrell	Kentucky
Vincent Harrison	Kentucky
Austin Madison	Kentucky
Joel Gooch	Kentucky
Lance McKinster	Kentucky
Brad David	LSU
Justin Hill	LSU
David Miller	LSU
Tim Nugent	LSU
Wally Pontiff	LSU
Chad Vaught	LSU
Josh Christian	Ole Miss
Jon Dickens	Ole Miss
Clint Farrar	Ole Miss
Ronnie Goodwin	Ole Miss
Burney Hutchinson	Ole Miss
Lance Jones	Ole Miss
Nathan Lyons	Ole Miss
Matthew Brinson	Mississippi State
Joey Collums	Mississippi State
Steven Dowe	Mississippi State
Cager Garner	Mississippi State
J.T. Hardcastle	Mississippi State
Brad Hutto	Mississippi State
Phillip Willingham	Mississippi State
Josh Wooten	Mississippi State
Steven Bondurant	South Carolina
Ernie Bascuas	South Carolina
Rico Bravo	South Carolina
Kip Bouknight	South Carolina
Brennan Dees	South Carolina
Trey Dyson	South Carolina
Lee Gronkiewicz	South Carolina
Jeremy Plexico	South Carolina
Chris Plummer	South Carolina
Matt Riddle	South Carolina
Stephen Thomas	South Carolina
Matt Wilson	South Carolina
Hal Bibee	Tennessee
Brandon Hopkins	Tennessee
Ryan Moffett	Tennessee
Rob Bedwell	Vanderbilt
Adam Blue	Vanderbilt
Jeff Little	Vanderbilt
Chris Maultsby	Vanderbilt
Taylor Childress	Vanderbilt
Kenneth Dyer	Vanderbilt

Ulises Cabrera	Vanderbilt
Kyle Flubacker	Vanderbilt
Kevin Geshke	Vanderbilt
John Kaye	Vanderbilt
Sean Luellwitz	Vanderbilt
Karl Nonemaker	Vanderbilt
John Prothro	Vanderbilt
Brooks Rutledge	Vanderbilt
Jay Smith	Vanderbilt
Scott Vanderhoff	Vanderbilt

## 2002

Name	School
Aaron Clark	Alabama
Lance Cormier	Alabama
Scott Evans	Alabama
Robert Ferguson	Alabama
Casey Lambert	Alabama
Scott McClanahan	Alabama
Jeffrey Norris	Alabama
Grant Redding	Alabama
Matthew Whitaker	Alabama
Jeremy Vaughn	Alabama
Cody Clark	Arkansas
Jeff Fletcher	Arkansas
Clay Goodwin	Arkansas
Aaron Graves	Arkansas
Brett Hagedorn	Arkansas
Jeff Hoefler	Arkansas
Brian Kirby	Arkansas
Justin Leraris	Arkansas
Wes McCrotty	Arkansas
Josh Merryman	Arkansas
Jonathan Richmond	Arkansas
Andrew Wishy	Arkansas
Gabe Gross	Auburn
Mailon Kent	Auburn
Lynn Shoop	Auburn
Trent Wilson	Auburn
Jay Belflower	Florida
Jeff Cardozo	Florida
Kevin Coleman	Florida
Alex Hart	Florida
David Klebonis	Florida
Tom Potter	Florida
Ryan Shealy	Florida
Matt Siegel	Florida
Karl Wiegandt	Florida
Jon Armitage	Georgia
Shaun Helme	Georgia
Kyle Magee	Georgia
Mark Thornhill	Georgia
Brad Whitfield	Georgia
Matthew Woods	Georgia
Seth Morris	Kentucky
Brad Pickrell	Kentucky
Vincent Harrison	Kentucky
Austin Madison	Kentucky
Joel Gooch	Kentucky
Lance McKinster	Kentucky
Brad David	LSU
Justin Hill	LSU
David Miller	LSU
Tim Nugent	LSU
Wally Pontiff	LSU
Chad Vaught	LSU
Josh Christian	Ole Miss
Jon Dickens	Ole Miss
Clint Farrar	Ole Miss
Ronnie Goodwin	Ole Miss
Burney Hutchinson	Ole Miss
Lance Jones	Ole Miss
Nathan Lyons	Ole Miss
Matthew Brinson	Mississippi State

Joey Collums	Mississippi State
Steven Dowe	Mississippi State
Cager Garner	Mississippi State
J.T. Hardcastle	Mississippi State
Brad Hutto	Mississippi State
Phillip Willingham	Mississippi State
Josh Wooten	Mississippi State
Steven Bondurant	South Carolina
Ernie Bascuas	South Carolina
Rico Bravo	South Carolina
Kip Bouknight	South Carolina
Brennan Dees	South Carolina
Trey Dyson	South Carolina
Lee Gronkiewicz	South Carolina
Jeremy Plexico	South Carolina
Chris Plummer	South Carolina
Matt Riddle	South Carolina
Stephen Thomas	South Carolina
Matt Wilson	South Carolina
Hal Bibee	Tennessee
Brandon Hopkins	Tennessee
Ryan Moffett	Tennessee
Rob Bedwell	Vanderbilt
Adam Blue	Vanderbilt
Jeff Little	Vanderbilt
Chris Maultsby	Vanderbilt
Taylor Childress	Vanderbilt
Kenneth Dyer	Vanderbilt
Ulises Cabrera	Vanderbilt
Kyle Flubacker	Vanderbilt
Kevin Geshke	Vanderbilt
John Kaye	Vanderbilt
Sean Luellwitz	Vanderbilt
Karl Nonemaker	Vanderbilt
John Prothro	Vanderbilt
Brooks Rutledge	Vanderbilt
Jay Smith	Vanderbilt
Scott Vanderhoff	Vanderbilt

## 2003

Name	School
Lance Cormier	Alabama
Beau Hearod	Alabama
Eddie Ferguson	Alabama
Dewayne Marlowe	Alabama
Scott McClanahan	Alabama
Eric Mennen	Alabama
Jeffrey Norris	Alabama
Adam Pavkovich	Alabama
Grant Redding	Alabama
Gabe Scott	Alabama
Jared Woodward	Alabama
Charley Boyce	Arkansas
Clint Brannon	Arkansas
Scott Bridges	Arkansas
Cody Clark	Arkansas
Michael Conner	Arkansas
Jeff Fletcher	Arkansas
Jarrett Gardner	Arkansas
Clay Goodwin	Arkansas
Aaron Graves	Arkansas
Brett Hagedorn	Arkansas
Gary Hogan	Arkansas
Justin Leraris	Arkansas
James "Tigger" Lyles	Arkansas
Kirk McConnell	Arkansas
Josh Merryman	Arkansas
Justin Pomeroy	Arkansas
Jason Reynolds	Arkansas
Jon Richmond	Arkansas
Brady Toops	Arkansas
Luke R. Weatherford	Arkansas
Andrew Wishy	Arkansas
Scott Woods	Arkansas

Colby Paxton	Auburn
Scott Schade	Auburn
Josh Todd	Auburn
Trent Wilson	Auburn
David Bartelt	Florida
Stephen Barton	Florida
Tommy Boss	Florida
Daniel Brooks	Florida
Kevin Coleman	Florida
Mario Garza	Florida
Ben Harrison	Florida
Alex Hart	Florida
Ryan Kennedy	Florida
David Klebonis	Florida
Joe Mercadante	Florida
Mike Pete	Florida
Tom Potter	Florida
Ryan Sadowski	Florida
C.J. Smith	Florida
Wes Swackhamer	Florida
Ben Zeskind	Florida
Jon Armitage	Georgia
Chris Anderson	Georgia
Matt Cavender	Georgia
David Coffey	Georgia
Kris Edge	Georgia
Justin Holmes	Georgia
Kyle Keen	Georgia
Brad Mathews	Georgia
Justin McClain	Georgia
William Sartain	Georgia
Chad Thornhill	Georgia
Chris Webb	Georgia
Matt Woods	Georgia
Matthew Fritts	Kentucky
Mark Galvin	Kentucky
Andrew Levenson	Kentucky
Brad Pickrell	Kentucky
Gordon Tyler	Kentucky
Michael Wade	Kentucky
David Waespe	Kentucky
Lukas Guidroz	LSU
Weylin Guidry	LSU
Justin Hill	LSU
David Miller	LSU
Wally Pontiff, Jr.	LSU
Benjamin Sceffo	LSU
Chad Vaught	LSU
Josh Christian	Ole Miss
Clint Farrar	Ole Miss
Alan Horne	Ole Miss
Burnell Hutchinson	Ole Miss
Nathan Lyons	Ole Miss
Glen Morris	Ole Miss
Matthew Mossberg	Ole Miss
J.R. Pickens	Ole Miss
Drew Rogers	Ole Miss
Matt Tolbert	Ole Miss
Josh Abraham	Mississippi State
Joey Collums	Mississippi State
Steven Dowe	Mississippi State
James Dykes	Mississippi State
James Gant	Mississippi State
Cager Garner	Mississippi State
Joe Haney	Mississippi State
Brian Johnson	Mississippi State
Bradford Jones	Mississippi State
Brent Lewis	Mississippi State
Casey Long	Mississippi State
Matthew Maniscalco	Mississippi State
Todd Nicholas	Mississippi State
Jacob Ociesia	Mississippi State
Lee Parks	Mississippi State
Saunders Ramsey	Mississippi State



# ACADEMIC HONORS

Craig Tatum	Mississippi State
Josh Thoms	Mississippi State
J.B. Tucker	Mississippi State
Chris Young	Mississippi State
Steven Bondurant	South Carolina
Rico Bravo	South Carolina
Trey Dyson	South Carolina
Garris Gonce	South Carolina
Kevin Melillo	South Carolina
Yaron Peters	South Carolina
Landon Powell	South Carolina
Matt Riddle	South Carolina
Stephen Thomas	South Carolina
Steven Whetstone	South Carolina
Matt Wilson	South Carolina
Joey Andrews	Tennessee
Nick Crowe	Tennessee
Jordan Czarniecki	Tennessee
Robert Fitzgerald	Tennessee
Patrick Hicklen	Tennessee
Brandon Hopkins	Tennessee
Dusty Johnson	Tennessee
Chad LeGate	Tennessee
Ryan Moffett	Tennessee
Adam Smith	Tennessee
Dean Bennett	Vanderbilt
John Kaye	Vanderbilt
Sean Leullwitz	Vanderbilt
Jeffrey Little	Vanderbilt
Chris Maultsby	Vanderbilt
Karl Nonemaker	Vanderbilt
John Prothro	Vanderbilt
Jay Smith	Vanderbilt
Jeremy Sowers	Vanderbilt
Paul Stempel	Vanderbilt
Scott Vanderhoff	Vanderbilt
Matthew Zeller	Vanderbilt

## 2004

Name	School
David Ferazza	Alabama
Rocky Scelfo	Alabama
Gabe Scott	Alabama
Charley Boyce	Arkansas
Clint Brannon	Arkansas
Boyd Goodner	Arkansas
Clay Goodwin	Arkansas
Brett Hagedorn	Arkansas
Scott Hode	Arkansas
Trey Holloway	Arkansas
Brady Toops	Arkansas
Grant Cardwell	Auburn
Lee Carter	Auburn
Arnold Hughey	Auburn
Nick Hulling	Auburn
Colby Paxton	Auburn
David Bartelt	Florida
Tommy Boss	Florida
Matthew Cresap	Florida
Bo Dring	Florida
Ben Harrison	Florida
James Kubek	Florida
Darren O'Day	Florida
Michael Pete	Florida
Patrick Rumble	Florida
CJ Smith	Florida
Seth Steinhauer	Florida
Justin Holmes	Georgia
Winton Mays	Georgia
Ryan Pittmon	Georgia
Will Startup	Georgia
Chad Thornhill	Georgia
Rip Warren	Georgia
Chris Webb	Georgia

Matt Fritts	Kentucky
Mark Galvin	Kentucky
Kalen Gibson	Kentucky
Casey Gilvin	Kentucky
Adam Kunkel	Kentucky
Robert Levenson	Kentucky
James Rose	Kentucky
Craig Snipp	Kentucky
Seth Stanley	Kentucky
Steven Broschofsky	LSU
Jason Determann	LSU
Robert DiLiberto	LSU
Jordan Faircloth	LSU
Bryan Harris	LSU
John C. Holt	LSU
Matthew Horwath	LSU
Christopher McDougall	LSU
Lane Mestepey	LSU
Brandon Nall	LSU
Bruce Sprowl	LSU
Nick Stavinoha	LSU
Ryan Kuklinski	Ole Miss
Michael Wakefield	Ole Miss
Jon Crosby	Mississippi State
Brooks Dunn	Mississippi State
Eric Ebers	Mississippi State
Ryan Fesmire	Mississippi State
Ben Grisham	Mississippi State
Casey Hamilton	Mississippi State
Ryan Harbuck	Mississippi State
Brad Jones	Mississippi State
Tyler Jones	Mississippi State
Saunders Ramsey	Mississippi State
Tyler Scarbrough	Mississippi State
Daniel Tackett	Mississippi State
Craig Tatum	Mississippi State
Josh Thoms	Mississippi State
Chad Blackwell	South Carolina
Billy Buckner	South Carolina
David Gregg	South Carolina
John Gregory	South Carolina
Conor Lalor	South Carolina
Timothy McCarty	South Carolina
Kevin Melillo	South Carolina
Jonathan Parks	South Carolina
Landon Powell	South Carolina
Aaron Rawl	South Carolina
Steven Tolleson	South Carolina
Bryan Triplett	South Carolina
Joey Andrews	Tennessee
Trey Bridges	Tennessee
Brian Cleveland	Tennessee
Nick Crowe	Tennessee
Scot Drucker	Tennessee
Rob Fitzgerald	Tennessee
Patrick Hicklen	Tennessee
Luke Hochevar	Tennessee
Dusty Johnson	Tennessee
Todd Martin	Tennessee
Beau Massey	Tennessee
Ben Riley	Tennessee
Derek Tharpe	Tennessee
Michael Baxter	Vanderbilt
Aaron Garza	Vanderbilt
Carter Hawkins	Vanderbilt
Ryan Klosterman	Vanderbilt
Jensen Lewis	Vanderbilt
Tony Mansolino	Vanderbilt
Nicolas Pilkington	Vanderbilt
Ryan Rote	Vanderbilt
Worth Scott	Vanderbilt
Zach Simpson	Vanderbilt
Jeremy Sowers	Vanderbilt
Matt Zeller	Vanderbilt

## 2005

Name	School
Kenneth Brown	Alabama
Brent Carter	Alabama
Jordan Davis	Alabama
Doug Denson	Alabama
Matt Grooms	Alabama
Allen Rice	Alabama
Emeel Salem	Alabama
Gabe Scott	Alabama
Morrow Thomley	Alabama
Charley Boyce	Arkansas
James Gilbert	Arkansas
Clay Goodwin	Arkansas
Scott Hode	Arkansas
Trey Holloway	Arkansas
Lee Land	Arkansas
Brian McLelland	Arkansas
Josh Smith	Arkansas
Brian Walker	Arkansas
Theodore Bryant	Auburn
Grant Cardwell	Auburn
Dennis	Auburn
Michael Hnytka	Auburn
Derek Sain	Auburn
Carson Bassett	Florida
Tommy Boss	Florida
Daniel Brooks	Florida
Adam Davis	Florida
Connor Falkenbach	Florida
Matthew Fuchs	Florida
Brandon McArthur	Florida
Darren O'Day	Florida
Michael Pete	Florida
Greg Quatrino	Florida
Seth Steinhauer	Florida
Brooks Brown	Georgia
Joey Carroll	Georgia
Johnny Dobbs	Georgia
Winton Mays	Georgia
Adam McDaniel	Georgia
Matt Olson	Georgia
Matt Robbins	Georgia
Will Startup	Georgia
Brock Baber	Kentucky
Steven Deaton	Kentucky
Matt Fritts	Kentucky
Kalen Gibson	Kentucky
William Grace	Kentucky
Adam Revelette	Kentucky
Matthew Robinson	Kentucky
James Schmidt	Kentucky
Brad Bass	LSU
Steven Broschofsky	LSU
Chase Dardar	LSU
William Davis	LSU
Jason Determann	LSU
Jordan Faircloth	LSU
Bryan Harris	LSU
Lane Mestepey	LSU
Brandon Nall	LSU
Bruce Sprowl	LSU
Nicholas Stavinoha	LSU
Thomas Baumgardner	Ole Miss
Travis Bogue	Ole Miss
Peyton Farr	Ole Miss
Stephen Head	Ole Miss
Justin Henry	Ole Miss
Alexander Kliman	Ole Miss
Alexander Presley	Ole Miss
Michael Wakefield	Ole Miss
Jeremiah Boling	Mississippi State

Jeff Crawford-Butts	Mississippi State
Wyn Diggs	Mississippi State
Brooks Dunn	Mississippi State
Eric Ebers	Mississippi State
Ben Grisham	Mississippi State
Josh Johnson	Mississippi State
Brad Jones	Mississippi State
Bunky Kateon	Mississippi State
Alex McIntosh	Mississippi State
Justin Pigott	Mississippi State
Saunders Ramsey	Mississippi State
Jeffrey Rea	Mississippi State
Matt Richardson	Mississippi State
Michael Rutledge	Mississippi State
Daniel Tackett	Mississippi State
Andy Wilson	Mississippi State
Forrest Beverly	South Carolina
Andrew Cruse	South Carolina
Philip Disher	South Carolina
Joseph Friddle	South Carolina
Neil Giesler	South Carolina
David Gregg	South Carolina
John Gregory	South Carolina
Kristin Hall	South Carolina
Conor Lalor	South Carolina
Daniel Luczak	South Carolina
Brent Marsh	South Carolina
Timothy McCarty	South Carolina
Joshua McDonald	South Carolina
Ian Paxton	South Carolina
Aaron Rawl	South Carolina
Steven Reinhold	South Carolina
Steven Tolleson	South Carolina
Joey Andrews	Tennessee
Trey Bridges	Tennessee
Craig Cobb	Tennessee
Rob Fitzgerald	Tennessee
Chase Headley	Tennessee
Luke Hochevar	Tennessee
Michael Kerfeld	Tennessee
Mike Baxter	Vanderbilt
Aaron Garza	Vanderbilt
Carter Hawkins	Vanderbilt
Warner Jones	Vanderbilt
Bill Kleinschrodt	Vanderbilt
Tony Mansolino	Vanderbilt
Greg Moviel	Vanderbilt
Nick Pilkington	Vanderbilt
Ryan Rote	Vanderbilt
Rucker Taylor	Vanderbilt

## 2006

Name	School
Kenneth Brown	Alabama
Jordan Davis	Alabama
Wade LeBlanc	Alabama
Spencer Pennington	Alabama
Emeel Salem	Alabama
Kody Valverde	Alabama
Charley Boyce	Arkansas
Jake Dugger	Arkansas
James Gilbert	Arkansas
Chris Hollensworth	Arkansas
Trey Holloway	Arkansas
Brian McLelland	Arkansas
Shaun Seibert	Arkansas
Josh Smith	Arkansas
Brian Walker	Arkansas
Matt Willard	Arkansas
Josh Blake	Auburn
Grant Cardwell	Auburn
Andrew Hall	Auburn
Clarence Nicely	Auburn
Stephen Barton	Florida

# ACADEMIC HONORS



Carson Basset	Florida
Brett Bentley	Florida
Daniel Brooks	Florida
Matthew Gaski	Florida
Nate Helms	Florida
Jared Kubin	Florida
Brandon McArthur	Florida
Darren O'Day	Florida
Greg Quatrino	Florida
Chris Woods	Florida
Tommy Wynn	Florida
Joey Carroll	Georgia
Robert Felmy	Georgia
Josh Fields	Georgia
Adam McDaniel	Georgia
Matthew Olson	Georgia
Matt Robbins	Georgia
Miles Starr	Georgia
Rip Warren	Georgia
Andrew Albers	Kentucky
Michael Brown	Kentucky
Collin Cowgill	Kentucky
Greg Dombrowski	Kentucky
Troy Ragle	Kentucky
Adam Revelette	Kentucky
Matthew Robinson	Kentucky
Thomas Warner	Kentucky
Steven Broschofsky	LSU
Christopher Cahill	LSU
Chase Dardar	LSU
Michael Hollander	LSU
Derik Olvey	LSU
Nicholas Pontiff	LSU
Charles Simon	LSU
Bruce Sprowl	LSU
Gerard Victoriano	LSU
Steven Waguespack	LSU
JoJo Tann	Ole Miss
Tommy Baumgardner	Ole Miss
Alex Presley	Ole Miss
Alex Kliman	Ole Miss
Brett Bukvich	Ole Miss
Thomas Berkery	Mississippi State
Brett Cleveland	Mississippi State
Wyn Diggs	Mississippi State
Brooks Dunn	Mississippi State
Edward Easley	Mississippi State
Nick Hardy	Mississippi State
Joseph Hunter	Mississippi State
Brad Jones	Mississippi State
Bunky Kateon	Mississippi State
Jared Koon	Mississippi State
John Lalor	Mississippi State
Brooks Lewis	Mississippi State
Joseph McCaskill	Mississippi State
Alex McIntosh	Mississippi State
Mitch Moreland	Mississippi State
Mark Muzzi	Mississippi State
Justin Pigott	Mississippi State
Jeffrey Rea	Mississippi State
Matt Richardson	Mississippi State
Michael Rutledge	Mississippi State
Andy Wilson	Mississippi State
Forrest Beverly	South Carolina
Chris Brown	South Carolina
Andrew Cruse	South Carolina
Neil Giesler	South Carolina
Robbie Grinestaff	South Carolina
Harris Honeycutt	South Carolina
Cheyne Hurst	South Carolina
Trent Kline	South Carolina
Conor Lalor	South Carolina
Daniel Luczak	South Carolina
Ian Paxton	South Carolina

Steven Reinhold	South Carolina
Craig Thomas	South Carolina
Brandon Todd	South Carolina
Julio Borbon	Tennessee
Craig Cobb	Tennessee
Ty Pryor	Tennessee
Matt Buschmann	Vanderbilt
Cody Crowell	Vanderbilt
Ryan Davis	Vanderbilt
Greg Del George	Vanderbilt
Alex Feinberg	Vanderbilt
Brad French	Vanderbilt
Carter Hawkins	Vanderbilt
Greg Moviel	Vanderbilt
Shea Robin	Vanderbilt
Rucker Taylor	Vanderbilt

## 2007

Name	School
Vin DiFazio	Alabama
Erneel Salem	Alabama
Will Stroup	Alabama
Brandon Barr	Arkansas
Casey Coon	Arkansas
Jake Dugger	Arkansas
Logan Forsythe	Arkansas
James Gilbert	Arkansas
Danny Hamblin	Arkansas
Thomas Hauskey	Arkansas
Travis Hill	Arkansas
Sean Jones	Arkansas
Jacob Julius	Arkansas
Brian McLelland	Arkansas
Zachary Miller	Arkansas
Stephen Robison	Arkansas
Nick Schmidt	Arkansas
Brad Secrist	Arkansas
Shaun Seibert	Arkansas
Jesse Todd	Arkansas
Ben Tschepikow	Arkansas
Brian Walker	Arkansas
Matt "Duke" Welker	Arkansas
Michael Wild	Arkansas
Matt Willard	Arkansas
Josh Blake	Auburn
Blake Carver	Auburn
Christopher Dennis	Auburn
Benjamin Jones	Auburn
Philip Stringer	Auburn
Avery Barnes	Florida
Brett Bentley	Florida
Michael Branham	Florida
Teddy Foster	Florida
Kris Gawriluk	Florida
Jared Kubin	Florida
Matt LaPorta	Florida
Brandon McArthur	Florida
Chris Petrie	Florida
Clayton Pisani	Florida
Austin Pride	Florida
Bo Smith	Florida
Patrick Thompson	Florida
Cody Wheeler	Florida
Tommy Wynn	Florida
Gordon Beckham	Georgia
Trevor Holder	Georgia
Justin Holloway	Georgia
Jason Leaver	Georgia
Adam McDaniel	Georgia
Matt Olson	Georgia
Ryan Peisel	Georgia
Miles Starr	Georgia
Andrew Albers	Kentucky
Brock Baber	Kentucky

Sean Coughlin	Kentucky
Collin Cowgill	Kentucky
Antonio DeJesus	Kentucky
Greg Dombrowski	Kentucky
Tyler Howe	Kentucky
Marcus Nidiffer	Kentucky
Anthony Ottrando	Kentucky
Troy Ragle	Kentucky
Daniel Reale	Kentucky
Brian Spear	Kentucky
Thomas Warner	Kentucky
Brock Wright	Kentucky
Jared Bradford	LSU
Steven Broschofsky	LSU
William Davis	LSU
Kevin Farnsworth	LSU
Jeffrey Garidel	LSU
Cade Gautreau	LSU
Michael Hollander	LSU
Nicholas Pontiff	LSU
Thomas Flautt	Ole Miss
Alex Kliman	Ole Miss
Jacob Mills	Ole Miss
Jesse Simpson	Ole Miss
Fuller Smith	Ole Miss
JoJo Tann	Ole Miss
Ricky Bowen	Mississippi State
Jesse Carver	Mississippi State
Wyn Diggs	Mississippi State
Edward Easley	Mississippi State
Nick Hardy	Mississippi State
Cade Hoggard	Mississippi State
Drew Hollinghead	Mississippi State
Jared Koon	Mississippi State
John Lalor	Mississippi State
Matt Lea	Mississippi State
Brooks Lewis	Mississippi State
Mitch Moreland	Mississippi State
Justin Pigott	Mississippi State
Jeffrey Rea	Mississippi State
Andy Rice	Mississippi State
Matt Richardson	Mississippi State
Michael Rutledge	Mississippi State
Russ Sneed	Mississippi State
Aaron Weatherford	Mississippi State
Andy Wilson	Mississippi State
William Atwood	South Carolina
Jay Brown	South Carolina
Michael Cisco	South Carolina
Jordan Costner	South Carolina
James Darnell	South Carolina
Kyle Enders	South Carolina
Nick Godwin	South Carolina
Cheyne Hurst	South Carolina
Trent Kline	South Carolina
Conor Lalor	South Carolina
DeAngelo Mack	South Carolina
Andrew Martin	South Carolina
Jonathan Ratledge	South Carolina
Steven Reinhold	South Carolina
Craig Thomas	South Carolina
Sean Wideberg	South Carolina
Julio Borbon	Tennessee
Craig Cobb	Tennessee
Michael Moore	Tennessee
Ryne Simpson	Tennessee
Zane Stone	Tennessee
Adam Cronk	Vanderbilt
Cody Crowell	Vanderbilt
Jason Cunningham	Vanderbilt
Ryan Davis	Vanderbilt
Alex Feinberg	Vanderbilt
Brad French	Vanderbilt
Carter Hawkins	Vanderbilt

Brett Jacobson	Vanderbilt
Tyler Rhoden	Vanderbilt
Shea Robin	Vanderbilt

## 2008

Name	School
Brock Bennett	Alabama
John B. Clark	Alabama
Vincent DiFazio	Alabama
Del Howell	Alabama
Brandon May	Alabama
Tyler Odle	Alabama
Robert Phares	Alabama
Will Stroup	Alabama
Jeff Texada	Alabama
Mike Bolsinger	Arkansas
Casey Coon	Arkansas
Andrew Darr	Arkansas
Thomas Hauskey	Arkansas
Travis Hill	Arkansas
Scott Limbocker	Arkansas
Scott Lyons	Arkansas
Sam Murphy	Arkansas
Shaun Pierce	Arkansas
Chad Seibert	Arkansas
Tim Smalling	Arkansas
Cliff Springston	Arkansas
Ben Tschepikow	Arkansas
Justin Wells	Arkansas
Paul Burnside	Auburn
Evan Crawford	Auburn
Jamie Drinkard	Auburn
Michael Hurst	Auburn
Benjamin Jones	Auburn
Bryson Barber	Florida
Avery Barnes	Florida
Brett Bentley	Florida
Billy Bullock	Florida
Kevin Chapman	Florida
Tony Davis	Florida
Matt den Dekker	Florida
Josh Edmondson	Florida
Cole Figueroa	Florida
Teddy Foster	Florida
Jake Hicks	Florida
Patrick Keating	Florida
Brandon McArthur	Florida
Jonathan Pigott	Florida
Clayton Pisani	Florida
Hampton Tignor	Florida
Jon Townsend	Florida
Gordon Beckham	Georgia
Matthew Cerione	Georgia
Stephen Dodson	Georgia
Steven Esmonde	Georgia
John Herman	Georgia
Trevor Holder	Georgia
Jason Leaver	Georgia
Alex McRee	Georgia
Nick Montgomery	Georgia
Robert O'Bryan	Georgia
Matt Olson	Georgia
Ryan Peisel	Georgia
Miles Starr	Georgia
Ryan Woolley	Georgia
Andrew Albers	Kentucky
Brock Baber	Kentucky
Kevin Bishop	Kentucky
Sawyer Carroll	Kentucky
Collin Cowgill	Kentucky
Greg Dombrowski	Kentucky
Tyler Howe	Kentucky
Jonathan Huff	Kentucky
Chris McClendon	Kentucky



# ACADEMIC HONORS

Marcus Nidiffer	Kentucky
James Paxton	Kentucky
Brian Spear	Kentucky
Brian Suerdick	Kentucky
Clint Tilford	Kentucky
Thomas Warner	Kentucky
Gregory Wright	Kentucky
Jesse Yano	Kentucky
Kyle Beerbohm	LSU
Paul Bertuccini	LSU
Jared Bradford	LSU
Ryan Byrd	LSU
Matthew Clark	LSU
Kevin Farnsworth	LSU
Matthew Gaudet	LSU
Martin Haydel	LSU
Michael Hollander	LSU
Jason Lewis	LSU
Blake Martin	LSU
Nicholas Pontiff	LSU
Ryan Schimpf	LSU
Ryan Verdugo	LSU
Nathan Baker	Ole Miss
Scott Bittle	Ole Miss
Justin Cryer	Ole Miss
Thomas Flautt	Ole Miss
Scott Haltom	Ole Miss
Jordan Henry	Ole Miss
Michael Hubbard	Ole Miss
Cullan Kight	Ole Miss
David Kindred	Ole Miss
Lance Lynn	Ole Miss
Rory McKean	Ole Miss
Zachary Miller	Ole Miss
Kyle Mills	Ole Miss
Jacob Morgan	Ole Miss
Cody Satterwhite	Ole Miss
Jeremy Travis	Ole Miss
Ricky Bowen	Mississippi State
Jet Butler	Mississippi State
Jesse Carver	Mississippi State
Will Coggin	Mississippi State
Scott Deloach	Mississippi State
Nick Hardy	Mississippi State
Cade Hoggard	Mississippi State
Grant Hogue	Mississippi State
Drew Hollinghead	Mississippi State
Greg Houston	Mississippi State
Jared Koon	Mississippi State
John Lalor	Mississippi State
Brooks Lewis	Mississippi State
Tyler Moore	Mississippi State
Jason Nappi	Mississippi State
Justin Pigott	Mississippi State
Conner Powers	Mississippi State
Ryan Powers	Mississippi State
Russ Sneed	Mississippi State
Lee Swindle	Mississippi State
Aaron Weatherford	Mississippi State
Tyler Whitney	Mississippi State
Andy Wilson	Mississippi State
Parker Bangs	South Carolina
Jay Brown	South Carolina
Michael Cisco	South Carolina
Jordan Costner	South Carolina
James Darnell	South Carolina
Sam Dyson	South Carolina
Kyle Enders	South Carolina
Reese Havens	South Carolina
Harley Lail	South Carolina
Tyler Musselwhite	South Carolina
Craig Thomas	South Carolina
Brandon Todd	South Carolina
Sean Wideberg	South Carolina

Daniel Beasley	Tennessee
Steve Crnkovich	Tennessee
Shawn Griffin	Tennessee
Nick Hernandez	Tennessee
Michael Moore	Tennessee
Tanner Moore	Tennessee
Bryan Morgado	Tennessee
Bryan Powell	Tennessee
Ryne Simpson	Tennessee
Zane Stone	Tennessee
Russell Brewer	Vanderbilt
Nick Christiani	Vanderbilt
Adam Cronk	Vanderbilt
Jason Cunningham	Vanderbilt
Alex Feinberg	Vanderbilt
Brad French	Vanderbilt
Richie Goodenow	Vanderbilt
Parker Hanks	Vanderbilt
Brian Harris	Vanderbilt
Alex Hilliard	Vanderbilt
Brett Jacobson	Vanderbilt
Mark Lamm	Vanderbilt
Mikie Minor	Vanderbilt
Shea Robin	Vanderbilt
Steven Schwartz	Vanderbilt
Jordan Wormsley	Vanderbilt

## 2009

Name	School
Scott Hays	Alabama
Wes Henderson	Alabama
Clay Jones	Alabama
Jon Kelton	Alabama
Brandon May	Alabama
Kyle Moore	Alabama
Tyler Odle	Alabama
Josh Rutledge	Alabama
Jacob Smith	Alabama
Joseph Tinsley	Alabama
Ryan Cisterna	Arkansas
Andrew Darr	Arkansas
Tom Hauskey	Arkansas
Christian Kowalchuk	Arkansas
Scott Limbocker	Arkansas
Scott Lyons	Arkansas
Sam Murphy	Arkansas
Stephen Richards	Arkansas
Travis Sample	Arkansas
Justin Wells	Arkansas
Justin Hargett	Auburn
Austin Hubbard	Auburn
Michael Hurst	Auburn
Jon Luke Jacobs	Auburn
Ryan Jenkins	Auburn
Ben Jones	Auburn
Cory Luckie	Auburn
Chris O'Neil	Auburn
Kevin Patterson	Auburn
Avery Barnes	Florida
Kevin Chapman	Florida
Tony Davis	Florida
Teddy Foster	Florida
Clayton Pisani	Florida
Justin Poovey	Florida
Hampton Tignor	Florida
Steve Esmonde	Georgia
Justin Grimm	Georgia
Trevor Holder	Georgia
Jason Leaver	Georgia
Alex McRee	Georgia
Robbie O'Bryan	Georgia
Miles Starr	Georgia
Tyler Daugherty	Kentucky
Jonathan Huff	Kentucky

Mike Kaczmarek	Kentucky
James Paxton	Kentucky
Clint Tilford	Kentucky
Thomas Wade	Kentucky
Paul Bertuccini	LSU
Daniel Bradshaw	LSU
Nolan Cain	LSU
Kevin Farnsworth	LSU
Micah Gibbs	LSU
Martin Haydel	LSU
Spencer Mathews	LSU
Christopher McGhee	LSU
Nicholas Pontiff	LSU
Austin Ross	LSU
Ryan Schimpf	LSU
Scott Bittle	Ole Miss
Brett Bukvich	Ole Miss
Tim Ferguson	Ole Miss
Michael Hubbard	Ole Miss
Cullan Kight	Ole Miss
Rory McKean	Ole Miss
Zach Miller	Ole Miss
Jake Morgan	Ole Miss
David Phillips	Ole Miss
Matt Tracy	Ole Miss
Cliff Vaughn	Ole Miss
Ricky Bowen	Mississippi State
Brent Brownlee	Mississippi State
Michael Busby	Mississippi State
Justin Bussey	Mississippi State
Jet Butler	Mississippi State
Ryan Collins	Mississippi State
Scott Deloach	Mississippi State
Nick Hardy	Mississippi State
Grant Hogue	Mississippi State
Drew Hollinghead	Mississippi State
Greg Houston	Mississippi State
Brooks Lewis	Mississippi State
Forrest Moore	Mississippi State
Jason Nappi	Mississippi State
Paxton Pace	Mississippi State
Conner Powers	Mississippi State
Russ Sneed	Mississippi State
Jared Wesson	Mississippi State
Tyler Whitney	Mississippi State
Parker Bangs	South Carolina
Jesse Barbaro	South Carolina
Jay Brown	South Carolina
Alex Burrell	South Carolina
Will Casey	South Carolina
Jordan Costner	South Carolina
Graham Couch	South Carolina
Kyle Enders	South Carolina
Whit Merrifield	South Carolina
Brandon Miller	South Carolina
Steven Neff	South Carolina
Jordan Propst	South Carolina
Casey Rihn	South Carolina
Richard Royal	South Carolina
Brady Thomas	South Carolina
Craig Thomas	South Carolina
Scott Wingo	South Carolina
Cody Brown	Tennessee
Steve Crnkovich	Tennessee
Cody Hawn	Tennessee
Nick Hernandez	Tennessee
Mike Moore	Tennessee
Bryan Morgado	Tennessee
Ryne Simpson	Tennessee
Sean Bierman	Vanderbilt
Ben Blanton	Vanderbilt
Russell Brewer	Vanderbilt
Nick Christiani	Vanderbilt
Caleb Cotham	Vanderbilt

Drew Fann	Vanderbilt
Drew Hayes	Vanderbilt
Alex Hilliard	Vanderbilt
Mark Lamm	Vanderbilt
Steven Little	Vanderbilt
Chase Reid	Vanderbilt
Kellen St. Luce	Vanderbilt
Jordan Wormsley	Vanderbilt

## 2010

Name	School
Taylor Dugas	Alabama
Brandt Hendricks	Alabama
Clay Jones	Alabama
Jon Kelton	Alabama
David Kindred	Alabama
Jimmy Nelson	Alabama
Josh Rutledge	Alabama
Chris Smelley	Alabama
John David Smelser	Alabama
Cal Tinley	Alabama
Jason Townsend	Alabama
Brett Whitaker	Alabama
Zack Cox	Arkansas
Geoffrey Davenport	Arkansas
Scott Limbocker	Arkansas
James McCann	Arkansas
Sam Murphy	Arkansas
Jordan Pratt	Arkansas
Zachary G. Blatt	Auburn
Daniel Gamache	Auburn
Justin Hargett	Auburn
Austin Hubbard	Auburn
Jon L. Jacobs	Auburn
Cory A. Luckie	Auburn
Jeffrey H. Morris	Auburn
Christopher O'Neil	Auburn
Kevin Patterson	Auburn
Matt Campbell	Florida
Greg Larson	Florida
Alex Panteliodis	Florida
Daniel Pigott	Florida
Justin Poovey	Florida
Jandy Rosabal	Florida
Hampton Tignor	Florida
Jerico Weitzel	Florida
Steve Esmonde	Georgia
John Herman	Georgia
Levi Hyams	Georgia
Zach Laughlin	Georgia
Lance Martin	Georgia
Colby May	Georgia
Alex McRee	Georgia
Robbie O'Bryan	Georgia
Michael Palazzone	Georgia
Kevin Ruiz	Georgia
Taylor Black	Kentucky
Sean Bouthilette	Kentucky
Andy Burns	Kentucky
T.J. Daugherty	Kentucky
Cory Farris	Kentucky
Chase Greene	Kentucky
Kyle Jackson	Kentucky
Mike Kaczmarek	Kentucky
Braden Kapteyn	Kentucky
Alex Meyer	Kentucky
Marcus Nidiffer	Kentucky
Keenan Wiley	Kentucky
Chad Wright	Kentucky
Paul Bertuccini	LSU
Daniel Bradshaw	LSU
John Dishon	LSU
Matthew Fury	LSU
Matthew Gaudet	LSU

# ACADEMIC HONORS



Michael Lowery	LSU
Matty Ott	LSU
Anthony Ranaudo	LSU
Austin Ross	LSU
Kyle Barbeck	Ole Miss
Eric Callender	Ole Miss
Tim Ferguson	Ole Miss
Scott Haltom	Ole Miss
Taylor Hashman	Ole Miss
Taylor Hightower	Ole Miss
Brett Huber	Ole Miss
Rory McKean	Ole Miss
Zach Miller	Ole Miss
Jake Morgan	Ole Miss
Jon Andy Scott	Ole Miss
Cliff Vaughn	Ole Miss
Blair Wright	Ole Miss
Luke Adkins	Mississippi State
Brent Brownlee	Mississippi State
Justin Bussey	Mississippi State
Jet Butler	Mississippi State
Corey Collins	Mississippi State
Cody Freeman	Mississippi State
Greg Houston	Mississippi State
Trey Johnson	Mississippi State
Conner Powers	Mississippi State
Nick Routt	Mississippi State
Jaron Shepherd	Mississippi State
Russ Sneed	Mississippi State
Wesley Thigpen	Mississippi State
Tyler Whitney	Mississippi State
Austin Ashmore	South Carolina
Parker Bangs	South Carolina
Nolan Belcher	South Carolina
Jay Brown	South Carolina
Alex Burrell	South Carolina
Will Casey	South Carolina
Blake Cooper	South Carolina
Kyle Enders	South Carolina
Jeffery Jones	South Carolina
Jose Mata	South Carolina
Whit Merrifield	South Carolina
Jordan Propst	South Carolina
Jimmy Revan	South Carolina
Michael Roth	South Carolina
Richard Royal	South Carolina
Patrick Sullivan	South Carolina
Brady Thomas	South Carolina
Jake Williams	South Carolina
Scott Wingo	South Carolina
Adam Adkins	Tennessee
Steve Crnkovich	Tennessee
Hunter Daniel	Tennessee
Steven Gruver	Tennessee
Cody Hawn	Tennessee
D.J. Leffler	Tennessee
Bryan Morgado	Tennessee
Charley Thurber	Tennessee
Jack Armstrong	Vanderbilt
Russell Brewer	Vanderbilt
Drew Fann	Vanderbilt
Grayson Garvin	Vanderbilt
Sonny Gray	Vanderbilt
Andrew Harris	Vanderbilt
Brian Harris	Vanderbilt
Drew Hayes	Vanderbilt
Taylor Hill	Vanderbilt
Mark Lamm	Vanderbilt
Navery Moore	Vanderbilt
Chase Reid	Vanderbilt
Riley Reynolds	Vanderbilt
Aaron Westlake	Vanderbilt
Jordan Wormsley	Vanderbilt

2011	
Name	School
Taylor Dugas	Alabama
Hunter Gregory	Alabama
Brandt Hendricks	Alabama
Jon Kelton	Alabama
David Kindred	Alabama
Jared Reaves	Alabama
Brett Whitaker	Alabama
Kyle Atkins	Arkansas
DJ Baxendale	Arkansas
Trent Daniel	Arkansas
Zack Hall	Arkansas
Ben Hays	Arkansas
James McCann	Arkansas
Jacob Morris	Arkansas
Brett Wilburn	Arkansas
Brooks Beisner	Auburn
Zach Blatt	Auburn
Caleb Bowen	Auburn
Justin Hargett	Auburn
Jon Luke Jacobs	Auburn
Cory Luckie	Auburn
Chris O'Neil	Auburn
Kevin Patterson	Auburn
Patrick Savage	Auburn
Mitchell Self	Auburn
Derek Varnadore	Auburn
Matt Campbell	Florida
Cody Dent	Florida
Brian Johnson	Florida
Greg Larson	Florida
Austin Maddox	Florida
Ben McMahan	Florida
Justin Poovey	Florida
Paul Wilson	Florida
Bryan Benzor	Georgia
Zach Cone	Georgia
Brett DeLoach	Georgia
Kyle Farmer	Georgia
Grayson Griffith	Georgia
Chase Hawkins	Georgia
John Herman	Georgia
Jonathan Hester	Georgia
Lance Martin	Georgia
Colby May	Georgia
Clayton McKenney	Georgia
Michael Palazzone	Georgia
Curtis Powell	Georgia
Kevin Ruiz	Georgia
Carson Schilling	Georgia
Peter Verdin	Georgia
Brian Adams	Kentucky
T.J. Daugherty	Kentucky
Braden Kapteyn	Kentucky
Mike Kaczmarek	Kentucky
Sam Kidd	Kentucky
Luke Maile	Kentucky
Thomas McCarthy	Kentucky
Alex Meyer	Kentucky
Alex Phillips	Kentucky
Micheal Thomas	Kentucky
Tyler Townsend	Kentucky
Chad Wright	Kentucky
Benjamin Alsup	LSU
Kevin Berry	LSU
Daniel Bradshaw	LSU
Kirk Cunningham	LSU
Grant Dozar	LSU
Matthew Fury	LSU
Michael Lowery	LSU
Mikie Mahtook	LSU
Austin Nola	LSU

Raphael Rhymes	LSU
Jordan Snikeris	LSU
Eric Callender	Ole Miss
Taylor Hightower	Ole Miss
Brett Huber	Ole Miss
Jordan King	Ole Miss
Jake Morgan	Ole Miss
Brooks Oursler	Ole Miss
Jon Andy Scott	Ole Miss
Matt Tracy	Ole Miss
Blair Wright	Ole Miss
Alex Yarbrough	Ole Miss
Ben Bracewell	Mississippi State
Brent Brownlee	Mississippi State
Cody Freeman	Mississippi State
Sam Frost	Mississippi State
Chad Girodo	Mississippi State
Kendall Graveman	Mississippi State
Trey Johnson	Mississippi State
Luis Pollorena	Mississippi State
Caleb Reed	Mississippi State
Nick Routt	Mississippi State
Tim Statz	Mississippi State
Chris Stratton	Mississippi State
Wes Thigpen	Mississippi State
C.C. Watson	Mississippi State
Austin Ashmore	South Carolina
Nolan Belcher	South Carolina
Jackie Bradley, Jr.	South Carolina
Alex Burrell	South Carolina
Will Casey	South Carolina
David de la Chapelle	South Carolina
Bryan Harper	South Carolina
Evan Marzilli	South Carolina
Jose Mata	South Carolina
Adam Matthews	South Carolina
James Rawls	South Carolina
Michael Roth	South Carolina
Richard Royal	South Carolina
Pat Sullivan	South Carolina
Brady Thomas	South Carolina
Jake Williams	South Carolina
Hunter Daniel	Tennessee
Steve Gruver	Tennessee
Davis Morgan	Tennessee
Khayyan Norfolk	Tennessee
Chris Pierce	Tennessee
Charley Thurber	Tennessee
Andy Yates	Tennessee
Jack Armstrong	Vanderbilt
Curt Casali	Vanderbilt
Drew Fann	Vanderbilt
Regan Flaherty	Vanderbilt
Grayson Garvin	Vanderbilt
Anthony Gomez	Vanderbilt
Sonny Gray	Vanderbilt
Connor Harrell	Vanderbilt
Andrew Harris	Vanderbilt
Taylor Hill	Vanderbilt
Bryan Johns	Vanderbilt
Keenan Kolinsky	Vanderbilt
Mark Lamm	Vanderbilt
Joe Loftus	Vanderbilt
Jack Lupo	Vanderbilt
Navery Moore	Vanderbilt
Riley Reynolds	Vanderbilt
Aaron Westlake	Vanderbilt
Mike Yastrzemski	Vanderbilt

2012	
Name	School
Cary Baxter	Alabama
Cameron Carlisle	Alabama
Taylor Dugas	Alabama

Jordan Dye	Alabama
Hunter Gregory	Alabama
Brandt Hendricks	Alabama
Jon Kelton	Alabama
Judson Luther	Alabama
David Reaves	Alabama
Kenneth Roberts	Alabama
Sam Bates	Arkansas
Trent Daniel	Arkansas
Cade Lynch	Arkansas
Colby Suggs	Arkansas
Bobby Andrews	Auburn
Zach Blatt	Auburn
Jon Luke Jacobs	Auburn
Cory Luckie	Auburn
Patrick T Savage	Auburn
Mitchell Self	Auburn
Creede Simpson	Auburn
Derek Varnadore	Auburn
Jonathon Crawford	Florida
Cody Dent	Florida
Nolan Fontana	Florida
Brian Johnson	Florida
Keenan Kish	Florida
Greg Larson	Florida
Austin Maddox	Florida
Jeff Moyer	Florida
Daniel Pigott	Florida
Preston Tucker	Florida
Bryan Benzor	Georgia
Brett DeLoach	Georgia
Chase Hawkins	Georgia
Jonathan Hester	Georgia
Taylor Hicks	Georgia
Levi Hyams	Georgia
Colby May	Georgia
Michael Palazzone	Georgia
Curtis Powell	Georgia
Ross Ripple	Georgia
Kevin Ruiz	Georgia
Jay Swinford	Georgia
Peter Verdin	Georgia
Alex Wood	Georgia
Tyler Dunaway	Kentucky
Cameron Flynn	Kentucky
Chris Garrison	Kentucky
Trevor Gott	Kentucky
Jerad Grundy	Kentucky
Steven Hoagland	Kentucky
Luke Maile	Kentucky
Thomas McCarthy	Kentucky
Tyler Raymond	Kentucky
Matt Reida	Kentucky
Walter Wijias	Kentucky
Lucas Witt	Kentucky
Kevin Berry	LSU
Grant Dozar	LSU
Nicholas Goody	LSU
Tyler Hanover	LSU
Mason Katz	LSU
Austin Nola	LSU
Raphael Rhymes	LSU
Tyler Ross	LSU
Nicholas Rumbelow	LSU
Jordy Snikeris	LSU
Casey Yocom	LSU
Will Allen	Ole Miss
Aaron Greenwood	Ole Miss
Brett Huber	Ole Miss
Mike Mayers	Ole Miss
Tyler Roach	Ole Miss
Jon Andy Scott	Ole Miss
Blair Wright	Ole Miss
Alex Yarbrough	Ole Miss



# ACADEMIC HONORS

Nick Ammirati	Mississippi State
CT Bradford	Mississippi State
Brent Brownlee	Mississippi State
Adam Frazier	Mississippi State
Sam Frost	Mississippi State
Chad Girodo	Mississippi State
Kendall Graveman	Mississippi State
Brayden Jones	Mississippi State
Evan Mitchell	Mississippi State
Ross Mitchell	Mississippi State
Daryl Norris	Mississippi State
Luis Pollorena	Mississippi State
Trey Porter	Mississippi State
Hunter Renfroe	Mississippi State
Nick Rouff	Mississippi State
Mitch Slaughter	Mississippi State
Taylor Stark	Mississippi State
Chris Stratton	Mississippi State
CC Watson	Mississippi State
Nolan Belcher	South Carolina
LB Dantzer	South Carolina
Pat Harrington	South Carolina
Colby Holmes	South Carolina
Forrest Koumas	South Carolina
Evan Marzilli	South Carolina
Adam Matthews	South Carolina
Erik Payne	South Carolina
Michael Roth	South Carolina
Patrick Sullivan	South Carolina
Sean Sullivan	South Carolina
Drake Thomason	South Carolina
Chase Vergason	South Carolina
Tyler Webb	South Carolina
Josh Allman	Tennessee
Ethan Bennett	Tennessee
Hunter Daniel	Tennessee
Samuel Davis	Tennessee
Chris Fritts	Tennessee
Davis Morgan	Tennessee
Nick Williams	Tennessee
Andy Yates	Tennessee
Drew Fann	Vanderbilt
Anthony Gomez	Vanderbilt
Conrad Gregor	Vanderbilt
Connor Harrell	Vanderbilt
Andrew Harris	Vanderbilt
Will Johnson	Vanderbilt
Tony Kemp	Vanderbilt
Keenan Kolinsky	Vanderbilt
Josh Lee	Vanderbilt
Jack Lupo	Vanderbilt
Joel McKeithan	Vanderbilt
Spencer Navin	Vanderbilt
Riley Reynolds	Vanderbilt
Drew VerHagen	Vanderbilt
Mike Yastrzemski	Vanderbilt
Kevin Ziomek	Vanderbilt

## 2013

Name	School
Cary Baxter	Alabama
Cameron Carlisle	Alabama
Riley Colburn	Alabama
Steven Cole	Alabama
Allen Dye	Alabama
Benjamin Moore	Alabama
Michael Oczypok	Alabama
Kenneth Roberts	Alabama
Spencer Turnbull	Alabama
Wade Wass	Alabama
Taylor Wolfe	Alabama
Brian Anderson	Arkansas
Eric Fisher	Arkansas
Michael Gunn	Arkansas

Brandon Moore	Arkansas
Jacob Morris	Arkansas
Joseph Serrano	Arkansas
Landon Simpson	Arkansas
J. Tyler Spoon	Arkansas
R. Matt Vinson	Arkansas
Zach Blatt	Auburn
Cameron Blinka	Auburn
Trey Cochran-Gill	Auburn
Jordan Ebert	Auburn
Sam Gillikin	Auburn
Cole Lipscomb	Auburn
Michael O'Neal	Auburn
Kody Orman	Auburn
Dillon Orman	Auburn
Bobby Andrews	Auburn
Patrick Savage	Auburn
Mitchell Self	Auburn
Cody Dent	Florida
Taylor Gushue	Florida
Keenan Kish	Florida
Johnny Magliozzi	Florida
Zack Powers	Florida
Bobby Poyner	Florida
Cory Reid	Florida
Justin Shafer	Florida
Corey Stump	Florida
Josh Tobias	Florida
Mike Fahrman	Florida
Todd Haskel	Florida
Bryan Benzor	Georgia
Justin Bryan	Georgia
Hunter Cole	Georgia
Brett DeLoach	Georgia
Blake Dieterich	Georgia
Grant Earls	Georgia
Kyle Farmer	Georgia
Curtis Powell	Georgia
Ross Ripple	Georgia
Brandon Stephens	Georgia
Thomas Bernal	Kentucky
Austin Cousino	Kentucky
Jerad Grundy	Kentucky
Max Kuhn	Kentucky
Corey Littrell	Kentucky
Sam Mahar	Kentucky
Taylor Martin	Kentucky
Paul McConkey	Kentucky
AJ Reed	Kentucky
Matt Reida	Kentucky
Jacob Russell	Kentucky
Zach Strecker	Kentucky
Micheal Thomas	Kentucky
Lucas Witt	Kentucky
Kevin Berry	LSU
Brent Bonvillain	LSU
Joey Bourgeois	LSU
Christopher Cotton	LSU
Nathan Fury	LSU
Mason Katz	LSU
William LaMarche	LSU
Kurt McCune	LSU
Sean McMullen	LSU
Raphael Rhymes	LSU
Nicholas Rumbelow	LSU
Christopher Sciambra	LSU
Casey Yocom	LSU
Will Allen	Ole Miss
Scott Ashford	Ole Miss
Tanner Bailey	Ole Miss
Austin Blunt	Ole Miss
Hawtin Buchanan	Ole Miss
John Gatlin	Ole Miss
Aaron Greenwood	Ole Miss

Brett Huber	Ole Miss
Will Jamison	Ole Miss
Austin Knight	Ole Miss
Tanner Mathis	Ole Miss
Mike Mayer	Ole Miss
Jake Overbey	Ole Miss
Sam Smith	Ole Miss
Stuart Turner	Ole Miss
Scott Weathersby	Ole Miss
Lance Wilson	Ole Miss
Nick Ammirati	Mississippi State
Ben Bracewell	Mississippi State
CT Bradford	Mississippi State
Matthew Britton	Mississippi State
Preston Brown	Mississippi State
Trevor Fitts	Mississippi State
Nick Flair	Mississippi State
Adam Frazier	Mississippi State
Sam Frost	Mississippi State
Tyler Fullerton	Mississippi State
Chad Girodo	Mississippi State
Kendall Graveman	Mississippi State
Jonathan Holder	Mississippi State
Jacob Lindgren	Mississippi State
Evan Mitchell	Mississippi State
Ross Mitchell	Mississippi State
Daryl Norris	Mississippi State
Luis Pollorena	Mississippi State
Trey Porter	Mississippi State
Wes Rea	Mississippi State
Hunter Renfroe	Mississippi State
Mitch Slaughter	Mississippi State
Brandon Woodruff	Mississippi State
Justin Byrd	Mississippi State
Brannon Champagne	Missouri
Brett Graves	Missouri
Jake Ivory	Missouri
Jace James	Missouri
Kendall Keeton	Missouri
Dylan Kelly	Missouri
John Miles	Missouri
Nick Moore	Missouri
Dane Opel	Missouri
Patrick Quintanilla	Missouri
Nolan Belcher	South Carolina
LB Dantzer	South Carolina
Tanner English	South Carolina
Vince Fiori	South Carolina
Grayson Greiner	South Carolina
Josh Knab	South Carolina
Kyle Martin	South Carolina
Jordan Montgomery	South Carolina
Erik Payne	South Carolina
Dante Rosenberg	South Carolina
Graham Saiko	South Carolina
Alex Satterfield	South Carolina
Patrick Sullivan	South Carolina
Sean Sullivan	South Carolina
Chase Vergason	South Carolina
Tyler Webb	South Carolina
Ethan Bennett	Tennessee
Jason Manis	Tennessee
Eric Martin	Tennessee
Dalton Saberhagen	Tennessee
Nick Williams	Tennessee
Andy Yates	Tennessee
Patrick Michon	Texas A&M
Troy Stein	Texas A&M
Matthew Kent	Texas A&M
Blake Allemand	Texas A&M
Kyle Martin	Texas A&M
Daniel Mengden	Texas A&M
Will Cooper	Vanderbilt
Conrad Gregor	Vanderbilt

Connor Harrell	Vanderbilt
Andrew Harris	Vanderbilt
Chris Harvey	Vanderbilt
Tony Kemp	Vanderbilt
Keenan Kolinsky	Vanderbilt
Drew Johnston Luna Jr.	Vanderbilt
Jack Lupo	Vanderbilt
Joel McKeithan	Vanderbilt
Brian Miller	Vanderbilt
Jared Miller	Vanderbilt
Spencer Navin	Vanderbilt
Adam Ravenelle	Vanderbilt
Mike Yastrzemski	Vanderbilt
Kevin Ziomek	Vanderbilt

## 2014

Name	School
Cary Baxter	Alabama
Riley Colburn	Alabama
Steven Cole	Alabama
Mitch Greer	Alabama
Tucker Hawley	Alabama
Jonathan Hess	Alabama
Ben Moore	Alabama
Mike Oczypok	Alabama
Kyle Overstreet	Alabama
Taylor Poe	Alabama
Georgie Salem	Alabama
Spencer Turnbull	Alabama
Wade Wass	Alabama
J.C. Wilhite	Alabama
Eric Fisher	Arkansas
Colin Poche	Arkansas
Garrett Rucker	Arkansas
Joe Serrano	Arkansas
Tyler Spoon	Arkansas
Robert Wernes	Arkansas
Brett Binning	Auburn
Trey Cochran-Gill	Auburn
Kevin Davis	Auburn
Jordan Ebert	Auburn
Sam Gillikin	Auburn
Damon Haecker	Auburn
Cole Lipscomb	Auburn
Blake Logan	Auburn
Michael O'Neal	Auburn
Patrick Savage	Auburn
J.J. Shaffer	Auburn
Connor Short	Auburn
Keegan Thompson	Auburn
Derek Varnadore	Auburn
Mike Fahrman	Florida
Ryan Harris	Florida
Richie Martin	Florida
Zack Powers	Florida
Bobby Poyner	Florida
Justin Shafer	Florida
Corey Stump	Florida
Josh Tobias	Florida
Danny Young	Florida
Hunter Cole	Georgia
Grant Earls	Georgia
David Gonzalez	Georgia
Taylor Hicks	Georgia
Michael Mancuso	Georgia
Sean McLaughlin	Georgia
Pete Nagel	Georgia
Ross Ripple	Georgia
Daniel Smith	Georgia
Brandon Stephens	Georgia
Austin Wallace	Georgia
Conor Walton	Georgia
Zach Arnold	Kentucky
Kyle Barrett	Kentucky

# ACADEMIC HONORS



Bryce Bastien	Kentucky	Connor Bright	South Carolina	Cody Nulph	Auburn	Matt Spruill	Mississippi State
Thomas Bernal	Kentucky	Tanner English	South Carolina	JJ Shaffer	Auburn	Vance Tatum	Mississippi State
Kyle Cody	Kentucky	Vince Fiori	South Carolina	Keegan Thompson	Auburn	Jake Vickerson	Mississippi State
Ryne Combs	Kentucky	Grayson Greiner	South Carolina	Izaac Yarbrough	Auburn	Cody Walker	Mississippi State
Austin Cousino	Kentucky	Austin Hill	South Carolina	Shaun Anderson	Florida	Josh Lovelady	Mississippi State
Dominic D'Souza	Kentucky	Kyle Martin	South Carolina	Tyler Deel	Florida	Brent Rooker	Mississippi State
Greg Fettes	Kentucky	Trey McNickle	South Carolina	Mike Fahrman	Florida	Trent Waddell	Mississippi State
Dorian Hairston	Kentucky	Jordan Montgomery	South Carolina	Jason Lombardozzi	Florida	Daniel Brown	Mississippi State
Spencer Jack	Kentucky	Marcus Mooney	South Carolina	Richie Martin	Florida	Brandon Baker	Missouri
Max Kuhn	Kentucky	Weber Pike	South Carolina	Scott Moss	Florida	Peter Fairbanks	Missouri
Sam Mahar	Kentucky	Alex Satterfield	South Carolina	Bobby Poyner	Florida	Jake Ivory	Missouri
Taylor Martin	Kentucky	Max Schrock	South Carolina	A. J. Puk	Florida	Jace James	Missouri
Andrew Nelson	Kentucky	Jack Wynkoop	South Carolina	Frank Rubio	Florida	Breckin Williams	Missouri
A.J. Reed	Kentucky	Derek Lance	Tennessee	Taylor Hicks	Georgia	Zach Lavy	Missouri
Matt Reida	Kentucky	Andrew Lee	Tennessee	Connor Jones	Georgia	DC Arendas	South Carolina
Zach Strecker	Kentucky	William Eric Martin	Tennessee	Ryan Lawlor	Georgia	Connor Bright	South Carolina
Storm Wilson	Kentucky	Dalton Saberhagen	Tennessee	Sean McLaughlin	Georgia	Elliott Caldwell	South Carolina
Brady Domangue	LSU	Nicholas Williams	Tennessee	Brandon Stephens	Georgia	Wil Crowe	South Carolina
Nathan Fury	LSU	AJ Simcox	Tennessee	Austin Wallace	Georgia	Vince Fiori	South Carolina
Mark Laird	LSU	Trevor Charpie	Tennessee	Zachary Waters	Georgia	Jordan Gore	South Carolina
Sean McMullen	LSU	Alex Minter	Texas A&M	Stephen Wrenn	Georgia	Patrick Harrington	South Carolina
Zachary Person	LSU	Blake Allemand	Texas A&M	Zach Arnold	Kentucky	Preston Johnson	South Carolina
Chris Sciambra	LSU	Cole Lankford	Texas A&M	Kyle Barrett	Kentucky	Weber Pike	South Carolina
Andrew Stevenson	LSU	Daniel Mengden	Texas A&M	Bryce Bastien	Kentucky	Josh Reagan	South Carolina
Will Allen	Ole Miss	George Hinsley	Texas A&M	Thomas Bernal	Kentucky	Max Schrock	South Carolina
Austin Anderson	Ole Miss	Jason Freeman	Texas A&M	Zack Brown	Kentucky	Reed Scott	South Carolina
Scott Ashford	Ole Miss	Jason Jester	Texas A&M	Marcus Carson	Kentucky	Matt Vogel	South Carolina
Austin Blunt	Ole Miss	Krey Bratsen	Texas A&M	Ryne Combs	Kentucky	Jack Wynkoop	South Carolina
Auston Bousfield	Ole Miss	Logan Nottebrok	Texas A&M	Dylan Dwyer	Kentucky	Andy Cox	Tennessee
Brady Bramlett	Ole Miss	Matthew Kent	Texas A&M	Greg Fettes	Kentucky	Eric Freeman	Tennessee
Hawtin Buchanan	Ole Miss	Rex Hill	Texas A&M	Dorian Hairston	Kentucky	Chris Hall	Tennessee
Matt Denny	Ole Miss	Troy Stein	Texas A&M	Connor Heady	Kentucky	Derek Lance	Tennessee
Cameron Dishon	Ole Miss	Ty Schlottmann	Texas A&M	Spencer Jack	Kentucky	Andrew Lee	Tennessee
Chris Ellis	Ole Miss	Vince Conde	Vanderbilt	Taylor Martin	Kentucky	Jared Pruett	Tennessee
Aaron Greenwood	Ole Miss	Will Cooper	Vanderbilt	Andrew Nelson	Kentucky	Quint Robinson	Tennessee
Will Jamison	Ole Miss	Tyler Ferguson	Vanderbilt	Blake Oyler	Kentucky	Tyler Schultz	Tennessee
Josh Laxer	Ole Miss	Carson Fulmer	Vanderbilt	Logan Salow	Kentucky	A.J. Simcox	Tennessee
Jeremy Massie	Ole Miss	Brian Miller	Vanderbilt	Matt Snyder	Kentucky	Tei Vanderford	Tennessee
Sam Smith	Ole Miss	Jared Miller	Vanderbilt	Troy Squires	Kentucky	A.J. Minter	Texas A&M
Jacob Waguespack	Ole Miss	Philip Pfeifer	Vanderbilt	Zach Strecker	Kentucky	Blake Allemand	Texas A&M
Scott Weathersby	Ole Miss	Adam Ravenelle	Vanderbilt	Blaze Tom	Kentucky	G.R. Hinsley	Texas A&M
Derrick Armstrong	Mississippi State	Steven Rice	Vanderbilt	Storm Wilson	Kentucky	Jason Freeman	Texas A&M
Ben Bradewell	Mississippi State	Luke Stephenson	Vanderbilt	Robert Ziegler	Kentucky	Kyle Simonds	Texas A&M
CT Bradford	Mississippi State	Dansby Swanson	Vanderbilt	Kyle Bouman	LSU	Logan Taylor	Texas A&M
Matthew Britton	Mississippi State	Rhett Wiseman	Vanderbilt	Parker Bugg	LSU	Matthew Kent	Texas A&M
Cody Brown	Mississippi State			Hunter Devall	LSU	Mitchell Nau	Texas A&M
Preston Brown	Mississippi State			Mark Laird	LSU	Nick Banks	Texas A&M
Alex Detz	Mississippi State			Zachary Person	LSU	Ty Schlottmann	Texas A&M
Trevor Fitts	Mississippi State			Kade Scivicque	LSU	Tyler Campbell	Vanderbilt
Daniel Garner	Mississippi State			Andrew Stevenson	LSU	Jason Delay	Vanderbilt
Jonathan Holder	Mississippi State			Collin Strall	LSU	Tyler Ferguson	Vanderbilt
Jacob Lindgren	Mississippi State			Evan Anderson	Ole Miss	Carson Fulmer	Vanderbilt
Ross Mitchell	Mississippi State			Scott Ashford	Ole Miss	Tyler Green	Vanderbilt
Brett Pirtle	Mississippi State			Mitchel Babb	Ole Miss	John Kilichowski	Vanderbilt
Zack Randolph	Mississippi State			Brady Bramlett	Ole Miss	Penn Murfee	Vanderbilt
Wes Rea	Mississippi State			Matt Denny	Ole Miss	Drake Parker	Vanderbilt
Jacob Robson	Mississippi State			Cameron Dishon	Ole Miss	Philip Pfeifer	Vanderbilt
John Marc Shelly	Mississippi State			Sean Johnson	Ole Miss	Bryan Reynolds	Vanderbilt
Brandon Woodruff	Mississippi State			Jack Kaiser	Ole Miss	Nolan Rogers	Vanderbilt
Eric Anderson	Missouri			Henri Lartigue	Ole Miss	Dansby Swanson	Vanderbilt
Logan Bone	Missouri			Sam Smith	Ole Miss	Xavier Turner	Vanderbilt
Dillon Everett	Missouri			Jacob Waguespack	Ole Miss	Rhett Wiseman	Vanderbilt
Peter Fairbanks	Missouri			Josh Watkins	Ole Miss		
Brett Graves	Missouri			Scott Weathersby	Ole Miss		
Tyler House	Missouri			JB Woodman	Ole Miss		
Jake Ivory	Missouri			Matthew Britton	Mississippi State		
Jace James	Missouri			Preston Brown	Mississippi State		
Kendall Keeton	Missouri			Logan Elliot	Mississippi State		
Zach Lavy	Missouri			Trevor Fitts	Mississippi State		
Nick Moore	Missouri			Seth Heck	Mississippi State		
Case Munson	Missouri			John Holland	Mississippi State		
Logan Pearson	Missouri			Dakota Hudson	Mississippi State		
Sean Ullrich	Missouri			Reid Humphreys	Mississippi State		
DC Arendas	South Carolina			Ross Mitchell	Mississippi State		

## 2015

Name	School
Tyler Adams	Alabama
Will Carter	Alabama
Riley Colburn	Alabama
Nicholas Eicholtz	Alabama
Jake Hubbard	Alabama
Jonathan Keller	Alabama
Michael Oczypok	Alabama
Kyle Overstreet	Alabama
Taylor Poe	Alabama
Georgie Salem	Alabama
J.C. Wilhite	Alabama
Clark Eagan	Arkansas
Zach Jackson	Arkansas
Joe Serrano	Arkansas
Tyler Spoon	Arkansas
Dominic Taccolini	Arkansas
Bobby Wernes	Arkansas
Robby Clements	Auburn
Kevin Davis	Auburn
Sam Gillikin	Auburn
Anfernee Grier	Auburn
Cole Lipscomb	Auburn
Blake Logan	Auburn
Sam Mason	Auburn
Rocky McCord	Auburn
Austin Murphy	Auburn

## 2016

Name	School
Tyler Adams	Alabama
Geoffrey Bramblett	Alabama
Zack Coker	Alabama
Tanner DeVinity	Alabama
Nicholas Eicholtz	Alabama
Keith Holcombe	Alabama
Jake Hubbard	Alabama
Tyler McMurray	Alabama
Michael Oczypok	Alabama



# ACADEMIC HONORS

Taylor Poe Alabama  
 Zac Rogers Alabama  
 Georgie Salem Alabama  
 Connor Short Alabama  
 Hunter Webb Alabama  
 John Benninghoff Arkansas  
 Clark Eagan Arkansas  
 McCullen Gassaway Arkansas  
 Charles Hogan Arkansas  
 Zachary Jackson Arkansas  
 Keaton McKinney Arkansas  
 Dominic Taccolini Arkansas  
 Ben Braymer Auburn  
 Justin Camp Auburn  
 Colton Campbell Auburn  
 Jordan Ebert Auburn  
 Marc Frazier Auburn  
 Samuel Gillikin Auburn  
 Cole Lipscomb Auburn  
 Blake Logan Auburn  
 Samuel Mason Auburn  
 Andrew Mitchell Auburn  
 Cody Nulph Auburn  
 JJ Shaffer Auburn  
 Keegan Thompson Auburn  
 Izaac Yarbrough Auburn  
 Kevin Davis Auburn  
 Shaun Anderson Florida  
 Alex Faedo Florida  
 Mike Fahrman Florida  
 Dalton Guthrie Florida  
 Christian Hicks Florida  
 Mark Kolozsvary Florida  
 Ryan Larson Florida  
 Jason Lombardozzi Florida  
 Scott Moss Florida  
 A.J. Puk Florida  
 Frank Rubio Florida  
 JJ Schwarz Florida  
 Logan Shore Florida  
 Jeremy Vasquez Florida  
 David Gonzalez Georgia  
 Connor Jones Georgia  
 Trey Logan Georgia  
 Mike Mancuso Georgia  
 Cody McCance Georgia  
 Keegan McGovern Georgia  
 Aaron Rzucidlo Georgia  
 Austin Wallace Georgia  
 Mitchell Webb Georgia  
 Stephen Wrenn Georgia  
 Zach Arnold Kentucky  
 Dustin Beggs Kentucky  
 Zack Brown Kentucky  
 Marcus Carson Kentucky  
 Kyle Cody Kentucky  
 Dylan Dwyer Kentucky  
 Marshall Gei Kentucky  
 Dorian Hairston Kentucky  
 Jake Hamilton Kentucky  
 Connor Heady Kentucky  
 Zach Logue Kentucky  
 Riley Mahan Kentucky  
 Trey Miller Kentucky  
 Zach Pop Kentucky  
 Logan Salow Kentucky  
 Troy Squires Kentucky  
 Zach Strecker Kentucky  
 Evan White Kentucky  
 Bo Wilson Kentucky  
 Storm Wilson Kentucky  
 Austin Bain LSU  
 Parker Bugg LSU  
 Gregory Deichmann LSU

Cody Ducote LSU  
 Cole Freeman LSU  
 Alexander Lange LSU  
 Jared Poche LSU  
 Jesse Stallings LSU  
 Collin Strall LSU  
 John Valek LSU  
 Brady Bramlett Ole Miss  
 Tate Blackman Ole Miss  
 Brian Browning Ole Miss  
 Matt Denny Ole Miss  
 Cameron Dishon Ole Miss  
 Brady Feigl Ole Miss  
 Will Golsan Ole Miss  
 Henri Lartigue Ole Miss  
 Nic Perkins Ole Miss  
 Chad Smith Ole Miss  
 Jacob Billingsley Mississippi State  
 Daniel Brown Mississippi State  
 Cole Gordon Mississippi State  
 Ryan Gridley Mississippi State  
 Reid Humphreys Mississippi State  
 Jack Kruger Mississippi State  
 Josh Lovelady Mississippi State  
 Nathaniel Lowe Mississippi State  
 Jacob Robson Mississippi State  
 Brent Rooker Mississippi State  
 Blake Smith Mississippi State  
 Shane Benes Missouri  
 Liam Carter Missouri  
 Lake Dabney Missouri  
 Nolan Gromacki Missouri  
 Tanner Houck Missouri  
 Zach Lavy Missouri  
 Bryce Montes De Oca Missouri  
 Jake Ring Missouri  
 Austin Tribby Missouri  
 DC Arendas South Carolina  
 Colie Bowers South Carolina  
 Jonah Bride South Carolina  
 Canaan Cropper South Carolina  
 Wil Crowe South Carolina  
 Vince Fiori South Carolina  
 Ross Grosvenor South Carolina  
 Tyler Haswell South Carolina  
 Dillon Hodge South Carolina  
 Tyler Johnson South Carolina  
 John Jones South Carolina  
 Jared Martin South Carolina  
 Marcus Mooney South Carolina  
 Colton Provey South Carolina  
 Clarke Schmidt South Carolina  
 Clark Scolamiero South Carolina  
 Reed Scott South Carolina  
 Dom Thompson-Williams South Carolina  
 Jared Williams South Carolina  
 Andy Cox Tennessee  
 Eric Freeman Tennessee  
 Derek Lance Tennessee  
 Jared Pruet Tennessee  
 Zach Reid Tennessee  
 Quint Robinson Tennessee  
 Tyler Schultz Tennessee  
 Nick Senzel Tennessee  
 Chris Hall Tennessee  
 Nicholas Banks Texas A&M  
 Ryne Birk Texas A&M  
 Kaylor Chafin Texas A&M  
 Nicholas Choruby Texas A&M  
 LeeMay Gonzalez Texas A&M  
 Ryan Hendrix Texas A&M  
 Brigham Hill Texas A&M  
 Blake Kopetsky Texas A&M  
 Ty Schlotmann Texas A&M

Kyle Simonds Texas A&M  
 Dayne Sommer Texas A&M  
 Jace Vines Texas A&M  
 Boomer White Texas A&M  
 Joey Abraham Vanderbilt  
 Tristan Chari Vanderbilt  
 Jason Delay Vanderbilt  
 William John Kilichowski Vanderbilt  
 Penn Murfee Vanderbilt  
 Bryan Reynolds Vanderbilt  
 Nolan Rogers Vanderbilt  
 Collin Snider Vanderbilt  
 William Toffey Vanderbilt

## 2017

Name	School
Tyler Adams	Alabama
Hunter Alexander	Alabama
Zack Coker	Alabama
Tanner DeVinny	Alabama
Nick Eicholtz	Alabama
Keith Holcombe	Alabama
Kyle Kaufman	Alabama
Tyler McMurray	Alabama
Mike Oczypok	Alabama
Taylor Poe	Alabama
Zac Rogers	Alabama
Connor Short	Alabama
Davis Vainer	Alabama
Alex Webb	Alabama
Gene Wood	Alabama
Connor Wright	Alabama
Isaiah Campbell	Arkansas
Cannon Chadwick	Arkansas
Eric Cole	Arkansas
Anthony Dahl	Arkansas
Grant Koch	Arkansas
Kevin Kopps	Arkansas
Barrett Loseke	Arkansas
Keaton McKinney	Arkansas
Kacey Murphy	Arkansas
Jacob Reindl	Arkansas
Weston Rogers	Arkansas
Cody Scroggins	Arkansas
Chad Spanberger	Arkansas
Dominic Taccolini	Arkansas
Kevin Davis	Auburn
Bo Decker	Auburn
Sam Gillikin	Auburn
Dylan Ingram	Auburn
Luke Jarvis	Auburn
Jeremy Johnson	Auburn
Gabriel Klobosits	Auburn
Cole Lipscomb	Auburn
Blake Logan	Auburn
Andrew Mitchell	Auburn
Jeffrey Shaffer	Auburn
Keegan Thompson	Auburn
Alex Faedo	Florida
Dalton Guthrie	Florida
Christian Hicks	Florida
Nick Horvath	Florida
Mark Kolozsvary	Florida
Jackson Kowar	Florida
Ryan Larson	Florida
Nelson Maldonado	Florida
Blake Reese	Florida
Frank Rubio	Florida
JJ Schwarz	Florida
Brady Singer	Florida
Ryan Avidano	Georgia
Blake Cairnes	Georgia
Michael Curry	Georgia
Andrew Gist	Georgia

Adam Goodman Georgia  
 Trey Logan Georgia  
 Keegan McGovern Georgia  
 Drew Moody Georgia  
 Adam Sasser Georgia  
 Shaefer Shepard Georgia  
 Kevin Smith Georgia  
 Patrick Sullivan Georgia  
 LJ Talley Georgia  
 Mitchell Webb Georgia  
 Luke Becker Kentucky  
 Marcus Carson Kentucky  
 Kole Cottam Kentucky  
 Marshall Gei Kentucky  
 Jake Hamilton Kentucky  
 Connor Heady Kentucky  
 Sean Hjelle Kentucky  
 Austin Keen Kentucky  
 Zeke Lewis Kentucky  
 Justin Lewis Kentucky  
 Zach Logue Kentucky  
 Riley Mahan Kentucky  
 Tyler Marshall Kentucky  
 Gunnar McNeill Kentucky  
 Tristan Pompey Kentucky  
 Zach Pop Kentucky  
 Zachary Reks Kentucky  
 Logan Salow Kentucky  
 Troy Squires Kentucky  
 Evan White Kentucky  
 Storm Wilson Kentucky  
 Bryce Adams LSU  
 Brennan Breaux LSU  
 Nick Coomes LSU  
 Antoine Duplantis LSU  
 Cole Freeman LSU  
 Caleb Gilbert LSU  
 Beau Jordan LSU  
 Hunter Kiel LSU  
 Alex Lange LSU  
 Michael Papierski LSU  
 Russell Reynolds LSU  
 Kramer Robertson LSU  
 Collin Strall LSU  
 Tate Blackman Ole Miss  
 Colby Bortles Ole Miss  
 Brady Feigl Ole Miss  
 Nick Fortes Ole Miss  
 Will Golsan Ole Miss  
 Connor Green Ole Miss  
 Andrew Lowe Ole Miss  
 James McArthur Ole Miss  
 Andy Pagnozzi Ole Miss  
 Luke Alexander Mississippi State  
 Trysten Barlow Mississippi State  
 Jacob Billingsley Mississippi State  
 Parker Ford Mississippi State  
 Cole Gordon Mississippi State  
 Ryan Gridley Mississippi State  
 Josh Lovelady Mississippi State  
 Andrew Mahoney Mississippi State  
 Jake Mangum Mississippi State  
 Blake Smith Mississippi State  
 Cole Bartlett Missouri  
 Liam Carter Missouri  
 Lake Dabney Missouri  
 Alex Del Rio Missouri  
 Cameron Dulle Missouri  
 Nolan Gromacki Missouri  
 Bryce Montes De Oca Missouri  
 Danny Blair South Carolina  
 Colie Bowers South Carolina  
 Jonah Bride South Carolina  
 Wil Crowe South Carolina

# ACADEMIC HONORS

Chris Cullen	South Carolina
Ross Grosvenor	South Carolina
Adam Hill	South Carolina
Tyler Johnson	South Carolina
John Jones	South Carolina
Cody Morris	South Carolina
John Parke	South Carolina
Clarke Schmidt	South Carolina
Reed Scott	South Carolina
LT Tolbert	South Carolina
Eric Freeman	Tennessee
Nico Mascia	Tennessee
Quint Robinson	Tennessee
Matt Waldren	Tennessee
Jacob Westphal	Tennessee
Kaylor Chafin	Texas A&M
Nicholas Choruby	Texas A&M
Joel Davis	Texas A&M
Brigham Hill	Texas A&M
George Janca	Texas A&M
Blake Kopetsky	Texas A&M
Jason Delay	Vanderbilt
AJ Franklin	Vanderbilt
Julian Infante	Vanderbilt
Alonzo Jones, Jr.	Vanderbilt
Matthew McGarry	Vanderbilt
Penn Murfee	Vanderbilt
Ethan Paul	Vanderbilt
Patrick Raby	Vanderbilt
Stephen Scott	Vanderbilt
Collin Snider	Vanderbilt
William Toffey	Vanderbilt
Kyle Wright	Vanderbilt

Ryan Watson	Auburn
Keenan Bell	Florida
Tyler Dyson	Florida
Nick Horvath	Florida
Jackson Kowar	Florida
Austin Langworthy	Florida
Nelson Maldonado	Florida
Cole Maye	Florida
Kirby McMullen	Florida
Garrett Milchin	Florida
Blake Reese	Florida
JJ Schwarz	Florida
Brady Singer	Florida
Ryan Avidano	Georgia
Tucker Bradley	Georgia
Blake Cairnes	Georgia
Michael Curry	Georgia
Timothy Elliott	Georgia
Justin Glover	Georgia
Adam Goodman	Georgia
Riley King	Georgia
Trey Logan	Georgia
Keegan McGovern	Georgia
Mason Meadows	Georgia
Logan Moody	Georgia
Christian Ryder	Georgia
Aaron Schunk	Georgia
Cameron Shepherd	Georgia
Kevin Smith	Georgia
Patrick Sullivan	Georgia
L J Talley	Georgia
Trevor Tinder	Georgia
Mitchell Webb	Georgia
James Williams	Georgia
Luke Becker	Kentucky
Carson Coleman	Kentucky
Timothy Collett	Kentucky
Brayden Combs	Kentucky
Kole Cottam	Kentucky
Marshall Gei	Kentucky
Sean Hjelle	Kentucky
Justin Lewis	Kentucky
Alec Maley	Kentucky
Brett Marshall	Kentucky
Bradley Schaezner	Kentucky
Troy Squires	Kentucky
Matthew Beck	LSU
Antoine Duplantis	LSU
Caleb Gilbert	LSU
Zack Hess	LSU
Beau Jordan	LSU
Will Reese	LSU
Josh Smith	LSU
Eric Walker	LSU
Thomas Dillard	Ole Miss
Brady Feigl	Ole Miss
Nicholas Fortes	Ole Miss
William Golsan	Ole Miss
Connor Green	Ole Miss
Grae Kessinger	Ole Miss
James McArthur	Ole Miss
Ryan Rolison	Ole Miss
Houston Roth	Ole Miss
Bryan Seamster	Ole Miss
Will Stokes	Ole Miss
Cole Zabowski	Ole Miss
Luke Alexander	Mississippi State
Trysten Barlow	Mississippi State
Jacob Billingsley	Mississippi State
Cole Gordon	Mississippi State
Terry James	Mississippi State
Blake Smith	Mississippi State
Matthew Berler	Missouri
Cameron Dulle	Missouri

Nolan Gromacki	Missouri
Kameron Misner	Missouri
Bryce Montes De Oca	Missouri
Alexander Samples	Missouri
Andrew Toelken	Missouri
Jonah Bride	South Carolina
Sawyer Bridges	South Carolina
Chris Cullen	South Carolina
Eddy Demurias	South Carolina
Adam Hill	South Carolina
Graham Lawson	South Carolina
Cody Morris	South Carolina
Justin Row	South Carolina
TJ Shook	South Carolina
Madison Stokes	South Carolina
Hunter Taylor	South Carolina
Matt Williams	South Carolina
Jay Charleston	Tennessee
Connor Darling	Tennessee
Pete Derkay	Tennessee
Cal Gobbell	Tennessee
Will Hefflin	Tennessee
Zach Linginfelter	Tennessee
Luc Lipcius	Tennessee
Nico Mascia	Tennessee
Alex Sosnowski	Tennessee
Sam Springer	Tennessee
Garrett Stallings	Tennessee
Daniel Vasquez	Tennessee
Jacob Westphal	Tennessee
Kaylor Chafin	Texas A&M
Mason Cole	Texas A&M
Hunter Coleman	Texas A&M
John Doxakis	Texas A&M
Nolan Hoffman	Texas A&M
George Janca	Texas A&M
Mitchell Kilkenny	Texas A&M
Landon Miner	Texas A&M
Kyle Richardson	Texas A&M
Braden Shewmake	Texas A&M
JJ Bleday	Vanderbilt
Ty Duvall	Vanderbilt
Julian Infante	Vanderbilt
Alonzo Jones	Vanderbilt
Connor Kaiser	Vanderbilt
Ethan Paul	Vanderbilt
Patrick Raby	Vanderbilt
Stephen Scott	Vanderbilt

## 2018

Name	School
Tyler Adams	Alabama
Hunter Alexander	Alabama
Joe Breaux	Alabama
Dylan Duarte	Alabama
Sam Gardner	Alabama
Keith Holcombe	Alabama
Kyle Kaufman	Alabama
Garret Rukes	Alabama
Connor Short	Alabama
Connor Stutts	Alabama
Davis Vainer	Alabama
Cobie Vance	Alabama
Jake Walters	Alabama
Gene Wood	Alabama
Isaiah Campbell	Arkansas
Matt Cronin	Arkansas
Marshall Denton	Arkansas
Jack Kenley	Arkansas
Grant Koch	Arkansas
Kevin Kopps	Arkansas
Evan Lee	Arkansas
Barrett Loseke	Arkansas
Keaton McKinney	Arkansas
Kacey Murphy	Arkansas
Zack Plunkett	Arkansas
Jacob Reindl	Arkansas
Weston Rogers	Arkansas
Cody Scroggins	Arkansas
Hunter Wilson	Arkansas
Elliott Anderson	Auburn
Davis Daniel	Auburn
Conor Davis	Auburn
Corey Herndon	Auburn
Dylan Ingram	Auburn
Luke Jarvis	Auburn
Jeremy Johnson	Auburn
Welby Malczewski	Auburn
Andrew Mitchell	Auburn





# SEC IN THE MAJOR LEAGUES

Southeastern Conference institutions have long been tapped as resources for the major leagues, dating back as far as the late 1800s. In fact, according to records of each of the league's current institutions from which the following list was derived, more than 400 former players have spent time in Major League Baseball.

## Alabama

**Alex Avila (2010-18)**. Red Barnes (1927-30). John Baumgartner (1953). Jack Bolling (1939, '44). Daniel Boone (1919-22). Ike Boone (1923-25, '27-30). Vic Bradford (1943). Jeremy Brown (2006). John Campbell (1933). Andy Cohen (1926-29). Syd Cohen (1934-37). Bruce Connaster (1931-32). Lance Cormier (2006-07, 09-11). Matt Downs (2011-12). Jim Dunn (1952). Verdo Elmore (1924). Hersh Freeman (1952-58). Grant Gillis (1927-29). Jackie Hayes (1927-40). Greg Hibbard (1989-94). Walter Hilcher (1931-36). Butch Hobson (1975-82). Randy Hunt (1985-86). **Tommy Hunter (2010-18)**. Bryan Kelly (1986-87). Jack Kubiszyn (1961-62). Doc Land (1929). Al Lary (1954-55). Frank Lary (1954-65). **Wade LeBlanc (2008-14, 2016-18)**. Dave Magadan (1986-2000). Frank Menachino (1999-2003; 2005). Dustan Mohr (2001-2006). **Adam Morgan (2015-18)**. Guy "Moose" Morton (1914-24). Jimmy Nelson (2013-17). Ray Pepper (1932-36). Andy Phillips (2005-06). Paul Phillips (2006). Del Pratt (1912-24). **David Robertson (2010-18)**. Lee Rogers (1938). Max Rosenfeld (1931-33). **Josh Rutledge (2013-17)**. Mo Sanford (1991, 93, 95). Skeeter Scalzi (1939). LeGrant Scott (1939). Ken Sears (1943, '46). Joe Sewell (1920-33). Luke Sewell (1921-39, 42). Tommy Sewell (1927). Jim Sheehan (1936). Craig Shipley (1986-87, 89, 91-98). Fred Sington (1934-39). Bobby Sprowl (1978-81). Riggs Stephenson (1921-34). Lena Stiles (1930-32). Jim Tabor (1938-47). Taylor Tankersley (2007-08). **Spencer Turnbull (2018)**. Joe Vitiello (1995-2000). Ed White (1955). Ernie Wingard (1924-27). Al Worthington (1953-69). Tim Young (1998, 2000).

## Arkansas

Darrel Akerfelds (1986-87, '89-91). **Brian Anderson (2017-18)**. **Jalen Beeks (2018)**. **Andrew Benintendi (2016-18)**. Sid Benton (1922). Bud Bloomfield (1963-64). Mike Bolsinger (2014-16). Kevin Campbell (1991-94). Cody Clark (2013). Chuck Corgan (1925, '27). Bubba Carpenter (2000). Al Cypert (1914). Brett Eibner (2016). BreBabe Ellison (1916-20). Matt Erickson (2004). **Logan Forsythe (2011-18)**. **Craig Gentry (2012-18)**. Minter Carney "Jackie" Hayes (1927-40). Gerald Hannahs (1976-79). Howard Hilton (1990). Eric Hinske (2002-03, 2005-13). Dick Hughes (1966-68). Randy Jackson (1950-59). Charlie Jamerson (1924). Skeeter Kell (1952). Jeff King (1989-99). **Dallas Keuchel (2012-18)**. Jeff King (1989-97,99). Jimmy Kremers (1990). Cliff Lee (2004-09-12-14). Les Lancaster (1987-93). Dixie Leverett (1922-29). Tim Lollar (1980-86). **James McCann (2014-18)**. Kevin McReynolds (1983-94). Darren O'Day (2015-16). Mike Oquist (1993-99). Tom Paganuzzi (1987-98). **Blake Parker (2012-18)**. Rick Parker (1990-91). Kit Pellow (2004). Robert Person (1999). Scott Pose (1993-94, 1997-2000). Johnny Ray (1981-90). **Matt Reynolds (2016-18)**. Ronn Reynolds (1982-83, '85-90). Pat Rice (1991). Tim Sherrill (1990-91). Drew Smyly (2012-16). **Ryne Stanek (2017-18)**. Phillip Stidham (1994-96). Chuck Thompkins (1912). Jess Todd (2009-10). John Vann (1913). Matt Wagner (1996). Jim Walkup (1934-39). Duke Welker (2013). Jack Whillock (1971-72). Andy Wilkins (2014). Roy Wood (1913-15). Dan Wright (2002-03).

## Auburn

Jack Baker (1976-77). Sam Barnes (1921). Colter Bean (2005-07). Joe Beckwith (1979-80, '82-86). Mark Bellhorn (1997-98; 2000-07). Chris Bootcheck (2003, 2005-09, 2013). Sol Carter (1931). Justin Christian (2008, 2011-12). **Garrett Cooper (2017-18)**. Evan Crawford (2012). Grant Dayton (2016-17). **Josh Donaldson (2010-18)**. Charlie Gibson (1924). George Grant (1923-31). Ivy Griffin (1919-21). Gabe Gross (2005-10). Josh Hancock (2006-07). Bryan Hebson (2003). Billy Hitchcock (1942, 1946-53). Jimmy Hitchcock (1938). Tim Hudson (1999-2011-2015). Tug Hulett (2008-09). Bo Jackson (1986-91, 1993-94). Stacy Jones (1991, 1996). Pat Keedy (1985, '87, '89). Alan Koch (1963-64). Bill Latham (1985-86). Terry Leach (1981-92). Ernie Manning (1914). Andy Merchant (1975-76). Willard Nixon (1950-58). Gregg Olson (1988-01). Jimmy Outlaw (1937-39, 1943-49). Ray Prim (1933-35, '43, '45-46). Jim Pyburn (1955-57). Steven Register (2008-09). David Ross (2008-16). Ben Sankey (1929-31). Ed Sherling (1924). Red Smith (1911-19). Levale Speigner (2007-08). Scott Sullivan (1995-2004). Stuart Tate (1989). Clete Thomas (2008-09; '12-13). Frank Thomas (1990-2008). Taylor Thompson (2014). Coot Veal (1958-63). Johnny Watwood (1929-33, '39). **Trey Wingenter (2018)**.

## Florida

Bryan Augenstein (2009; 2011); Dennis K. Aust (1965-66). **Harrison Bader (2017-18)**. Ross Baumgarten (1978-82). Henry T. Boney (1927). Rodney Brewer (1990-93). John Burke (1996-98). John H. Burnett (1927-35). James B. "Tiny" Chaplin (1928, '30-31, '36). Kevin Chapman (2013-16). Douglas M. Corbett (1980-87). Matt Den Dekker (2013-16). **Anthony DeSclafani (2014-18)**. Robert Dodd (1998). David Eckstein (2001-10). Dave Eiland (1989-95). Mark Ellis (2003-14). William J. Ferrazzi (1935). Cole Figueroa (2014-16). Jeffrey T. Fischer (1987, '89). Josh Fogg (2002-08). **Nolan Fontana (2017-18)**. William A. Graham (1966-67). Witt O. Guise (1940). **Eric Hanhold (2018)**. Roger Holt (1980). Brian Jeroloman (2011). Mark Kiger (2006). Matt LaPorta (2009-11). Steve Lombardozi (1985-90). Scott Lusader (1987-91). Austin Maddox (2017). Nick Maronde (2012-14). Jamie McAndrew (1992, 1995-97). Rob Murphy (1985-95). **Darren O'Day (2008-18)**. Tim Olson (2004). Randy O'Neal (1984-89). Javier Ortiz (1990-91). Mike Perez (1990-96). Chan Perry (2000, '02). Herbert Perry (1994-98, 2000-04). Kevin Polcovich (1997-98). Ned S. Porter (1926-27). **Bobby Poyner (2018)**. Ryan Raburn (2004, 2007-17). William T. Ramsey (1945). Lance C. Richbourg (1921, '24, '27-32). Paul Rigdon (2001-02). 2-Albert L. "Flip" Rosen (1947-56). Paco Rodriguez (2013-15). Al Rosen (1947). Steve Rosenberg (1989-93). David Ross (2002-05, 2007-16). Scott Ruskin (1990-93). Ryan Sadowski (2009). **Justin Shafer (2018)**. Ryan Shealy (2007). Mike Stanley (1986-2000). Haywood Sullivan (1955, '57, '59-63). Marc Sullivan (1982-87). Nicholas Testa (1958). Robby Thompson (1986-96). Preston Tucker (2015-16). Marc Valdes (1995-99). Brad Wilkerson (2002-08). Dale J. Willis (1963). **Mike Zunino (2013-18)**.

## Georgia

Alf Anderson (1941-42, 46). **Gordon Beckham (2010-18)**. Mitchell Boggs (2008-13). D. Timon Bowden (1914). Brooks Brown (2014-15). Marty Brown (1988-90). Cris Carpenter (1988-96). Steve Carter (1989-90). Spurgeon "Spud" Chandler (1937-47). Glenn Davis (1984-93). Claude "Deek" Derrick (1910-14). **Kyle Farmer (2017-18)**. **Josh Fields (2013-18)**. Dave Fleming (1991-95). T. Rucker Ginn (1914). **Justin Grimm (2012-18)**. Robby Hammock (2003-04, 2006-08, 2011). Ken Holloway (1922-30). Jim Hunter (1991). Robby Hammock (2003-04, 2007-09). Jeff Keppinger (2004, 2006-13). Donald Lassetter (1957). Derek Lilliquist (1989-96). Larry Littleton (1981). Jefferson McCleskey (1913). Brian Powell (1998, 2000-04). Nolen Richardson (1929, '31-32, '35, '38-39). Johnny Rucker (1940-41, '43-46). Fred Sale (1924). Clint Sammons (2007-09). Chick Shiver (1931, '34). John Slappey (1920). Chris Stowers (1999). Homer Thompson (1912). T. Carl Thompson (1912). Jeff Treadway (1987-95). Jim Umbricht (1959-63). Mark Watson (2000, 2002). **Alex Wood (2013-18)**

## Kentucky

Jeff Abbott (1997-2000). Andrew Albers (2013-17). Joe Blanton (2004-17). Rod Bolton (1993-98). Derek Bryant (1979). Steve Dixon (1993-96). Joe Blanton (2005-13). Collin Cowgill (2012-16). Logan Darnell (2014). Scott Downs (2000, 2006-14). Doug Flynn (1975-1985). Marvis Foley (1978-82, '84). **Trevor Gott (2015-18)**. Andy Green (2006). Tom Grubbs (1920); Rodney Henderson (1990-92). Irv Jeffries (1930-31, 1934); Jeff Keener (1982-83). Paul Kilgus (1987-91, 1993-96). Jason Kipnis (2011-16). Larry Leubbers (1993, 1995-98). Jim Leyritz (1991-2000). **Luke Maile (2015-18)**. Alex Meyer (2015-17). Cotton Nash (1967, '69-70). Jim Park (1915-17). Jeff Parrett (1986-97). **James Paxton (2013-18)**. **Tim Peterson (2018)**. **A.J. Reed (2016-18)**. **T.J. Riddle (2017-18)**. **Taylor Rogers (2016-18)**. **Chris Rusin (2012-18)**. Jack Savage (1987, '89-90). Terry Shumpert (1990-91, 1993-2003). Mark Thompson (1994-98, 2000). Brandon Webb (2004-11). William Vanlandingham (1994-98).

## LSU

Joe Bill Adcock (1950-66). Kurt Ainsworth (2001-05). A.W. Baird (1917, '19). Sean Barker (2007). Albert Belle (1989-2003). Buddy Blair (1942). **Alex Bregman (2016-18)**. Jim Bowie (1994-95). Paul Byrd (1995-2003, 2005-09). Matt Clark (2014). **Louis Coleman (2011-16, 2018)**. Roy Corcoran (2009). Walker Cress (1948-49). Alvin Dark (1946, '48-60). John Fetzer (1948). Mike Fontenot (2008-12). Mark Freeman (1959-60). Charlie Furbush (2012-15). **Kevin Gausman (2013-18)**. **Nick Goody (2015-18)**. Rick Greene (1999-2000). Mark Guthrie (1989-2003). **Will Harris (2012-18)**. Brad Hawpe (2005-11). Eric Heitzel (1989-90). Aaron Hill (2005-17). Trey Hodges (2002-03). Roland B. Howel (1912). Russ Johnson (1997-02). **JaCoby Jones (2016-18)**. Ryan Jorgensen (2005, '07-08). Randy Keisler (2000-02). Brandon Larson (2001-03). Brett Laxton (1999-2000). **DJ LeMahieu (2011-18)**. Curtis Leskanic (1993-04). Todd Linton (2007). Dave Madison (1950, '52-53). Barry Manuel (1991-98). **Mikie Mahtook (2015-18)**. Ben McDonald (1989-98). Mike Miley (1975-76). Joe Moock (1967). Warren Morris (1999-2002). Lyle Mouton (1995-97, 2000). **Aaron Nola (2015-18)**. John O'Donoghue (1993-94). Chad Ogea (1994-99). Keith Osik (1996-98, 2000-04). Clay Parker (1987, '89). Anthony Ranaudo (2014-16). Jeff Reboulet (1992-02). Armando Rios (1998, 2000-03). **Nick Rumbelow (2016, 18)**.

# SEC IN THE MAJOR LEAGUES

Connie Ryan (1942-44, '46-54). Billy Sadler (2006). **Ryan Schimpf (2016-18)**. Andy Sheets (1996-01). Mike Sirotko (1995-2000). Greg Smith (2010). Russ Springer (1992-98, 2000, 2003, 2005-09). Nick Stavinoha (2010). **Andrew Stevenson (2017-18)**. Art "Red" Swanson (1955-57). Brian Tallet (2002, 2006, 2008-11). Ryan Theriot (2007-12). **Jason Vargas (2005-07, 09-18)**. Ryan Verdugo (2012). Jack Voigt (1992-98). Todd Walker (1996-2003, 2005-07). Randy Wiles (1977). Brian Wilson (2008-14). Eddie Yamall (1998-2000). Shane Youman (2006-07).

## Ole Miss

**Anthony Alford (2017-18)**. Tucker Ashford (1976-78, '80-81, '83-84). Aaron Barrett (2014-15). T.J. Beam (2006-'08). Ryan Bukvich (2002-05). Jeff Calhoun (1984-88). Mickey Callaway (1999, 2002-04). Chris Coghlan (2009-17). Orlin Collier (1931). **Zack Cozart (2011-18)**. David Dellucci (1997-2009). Steve Dillard (1975-82). Matt Duff (2002). Joe Evans (1915-25). Jeff Fassero (1991-2006). Joe Gibbon (1960-72). Jake Gibbs (1962-71). David Goforth (2015-17). Justin Huisman (2004). Phillip Irwin (2013-14). Keith Johns (1998). Don Kessinger (1964-79). Keith Kessinger (1993). Bobby Kielty (2001-05, 2007). Pete Ladd (1979, '82-86). **Braxton Lee (2018)**. **Lance Lynn (2011-18)**. Matt Maloney (2011-12). Ed Marshall (1929-32). Brian Maxcy (1995). Mike Mayers (2016). Charlie Moss (1934-36). Ike Pearson (1939-42, '46, '48). **Drew Pomeranz (2011-18)**. Alex Presley (2010-17). Jack Reed (1961-63). Laddie Renfroe (1991). Pete Shields (1915). Seth Smith (2007-17). Chris Snopak (1995-98). Matt Tolbert (2008, 2010-11). Matt Tracy (2015). Stuart Turner (2017). Gerald "Gee" Walker (1931-45). **Bobby Wahl (2017-18)**. Hub Walker (1931, 1935-37, 45). Skeeter Webb (1932, '38-48).

## Mississippi State

Glen "Lefty" Bolton (1928). Jeff Brantley (1988-2001). Ed Chapman (1933). Travis Chapman (2003). Bubba Church (1950-55). Will Clark (1986-2000). Hugh Critz (1924-35). Eric DuBose (2002-04, 2006). Ed Easley (2015). Sammy Ellis (1962, '64-69). Bobby Etheridge (1967, '69). Rags Faircloth (1919). Dave "Boo" Ferris (1945-50). **Adam Frazier (2016-18)**. Matt Ginter (2000-03, 2005). Chad Gironi (2016). Alex Grammas (1954-56, '59-68). **Kendall Graveman (2014-18)**. Paul Gregory (1932-33). Bunn Hearn (1910-11, 1913, 1915, 1918-20). **Jonathan Holder (2016-18)**. Jim Howarth (1971-74). **Dakota Hudson (2018)**. Alan Johnson (2011). Jon Knott (2004, '06-07). Jack Lazorko (1984-89). Jacob Lindgren (2015). Carlton Loewer (1998-2001). Jim Lyle (1925). Paul Maholm (2005-14). Brandon Medders (2007-10). Monroe Mitchell (1923). Willie Mitchell (1909-19). Tyler Moore (2012-17). **Mitch Moreland (2010-18)**. Buddy Myer (1925-41). Bobby Myrick (1976-79). Rafael Palmeiro (1986-2005). Jonathan Papelbon (2006-16). Adam Piatt (2000-03). Jay Powell (1995-2004). Gary Rath (1998). **Hunter Renfroe (2016-18)**. Jim Roberts (1924-25). Jon Shave (1993, 1998-99). Homer Spragins (1947). **Chris Stratton (2016-18)**. Ken Tatum (1969-74). Craig Tatum (2010). Bobby Thigpen (1986-94). Del Unser (1968-82). Fred Walters (1945). Sid Womack (1926). Doc Wood (1923). **Brandon Woodruff (2017-18)**. Pete Young (1992-93).

## Missouri

Phil Bradley (1983-90). Jeff Cornell (1984). Aaron Crow (2011-14). Jack Davis (1957). John Dettmer (1994-95). **Kyle Gibson (2013-18)**. **Brett Graves (2018)**. Jay Hankins (1961, '63). Rich Henninger (1973). Charlie James (1960-65). Justin James (2010). **Ian Kinsler (2006-18)**. Tim Laudner (1981-89). Scott Little (1989). Ryan Lollis (2015). Doug Mathis (2008-10). Ron Mathis (1985, '87). Carl Miles (1940). Dennis Musgraves (1965). Brett Nicholas (2016-17). John O'Donoghue (1963-71). Dave Otto (1987-94). Hubert Pruetz (1922-24, '27-28, '30, '32). **Max Scherzer (2008-18)**. Jerry Schoonmaker (1955, '57). John Sevcik (1965). Mike Shannon (1962-70). Sonny Siebert (1964-75). Dave Silvestri (1992-99). Bob "Turkey" Smith (1948-50). Matt Stites (2014-15). Nick Tepech (2013-14, 2016). **Rob Zastryzny (2016-18)**.

## South Carolina

Kent Anderson (1989-90). **Jackie Bradley Jr. (2013-18)**. Billy Buckner (2007-10, 2013-14). Brian Buscher (2007-09). Bert "Chappy" Chaplin (1920-22). **Lonnie Chisenhall (2011-18)**. Sumpter Clarke (1920, '23-24). David Coble (1939). Mike Cook (1986-89). Jon Coutlangus (2007). D.T. Cromer (2000-01). Tripp Cromer (1993-95; 1997-2000). James Darnell (2011-12). Elzie Dudley (1929-33). **Sam Dyson (2012-18)**. Adam Everett (2001-04, 2006-11). Don Gordon (1986-88). **Grayson Greiner (2018)**. Lee Gronkiewicz (2007). Gary Hancock (1978-84). **Heath Hembree (2013-18)**. Dave Hollins (1990-02). George Jeffcoat (1936-37, '39, '43). Brett Jodie (2001). Greg Keatley (1981). Gary Lance (1977). Bill Landrum (1986-93). Jim Lewis (1979, '82-83). Ed Lynch (1980-87). Randy Martz (1980-83). Marcus McBeth (2007). James "Doc" McJames (1895-99, '01). Kevin Melillo (2007). **Whit Merrifield (2016-18)**. Drew Meyer (2006). **Jordan Montgomery (2017-18)**. Jim Pankovits (1984-88, '90). **Steve Pearce (2007-18)**. Landon Powell (2009; 2011). Brian Roberts (2001-14).

Michael Roth (2013-14, 2016). Hank Small (1978). Sydney Smith (1908, '10-11, '14-15). **Justin Smoak (2010-18)**. Roxy Snipes (1923). Steven Tolleson (2010, '12, '14-15). Jeff Twitty (1980). Fritz Von Kolnitz (1914-16). **Christian Walker (2014-18)**. **Tyler Webb (2017-18)**. Brian Williams (1991-99). Mookie Wilson (1980-91).

## Tennessee

J.P. Arencibia (2011-13). Ed Bailey (1953-66). Julio Borbon (2010-11, 2013). Tommy Bridges (1930-43, 1945-46). Chris Burke (2005-08). Frank Callaway (1921-22). Ben Cantwell (1927-37). Alan Cockrell (1996). Hank DeBerry (1916-17, 1922-30). Rich DeLucia (1990-99). R.A. Dickey (2001, '03-06, '08-17). Mike DiFelice (1996-2003). Sam Ewing (1973, 1976-78). Phil Garner (1973-88). **Zack Godley (2016-18)**. **Yan Gomes (2012-18)**. **Chase Headley (2007-18)**. Deunte Heath (2012-13). Bronson Heflin (1996). Todd Helton (1997-2013). Luke Hochevar (2010-16). Rick Honeycutt (1977-97). Luke Hudson (2002, 2005-08). J. Hunter Lane (1924). Mike Lincoln (1999-2004, 2008-10). Bill McAllester (1913). Joe McClain (1961-62). Pat McGlothin (1949-50). Greg McMichael (1993-2000). Charlie Moran (1903). Tommy O'Brien (1943-45, 1950). Augie Ojeda (2000-02, 2008-10). Joe Randa (1995-2006). Rich Rodriguez (1990-2003). Steve Searcy (1988-92). **Drew Steckenrider (2017-18)**. **Christian Stewart (2018)**. Mike Smithson (1982-89). Sammy Strang (1896-1908). Bubba Trammell (1997-2003). **Andrew Toles (2016-18)**. Don Williams (1958-60).

## Texas A&M

Chad Allen (1999-05). Justin Atchley (2001). Mike Balenti (1911-13). Kevin Beirne (2000-02). Roy "Beau" Bell (1935-41). Matt Blank (2000-01). Robert Bonner (1980-83). Lou Camilli (1969-72). John Carden (1946). Chris Clemons (1997). H.W. "Rip" Collins (1920-31). Sherman Corbett (1988-90). Steve Davis (1985-89). Casey Fossum (2001-09). Jeff Granger (1993-97). Tim Griesenbeck (1920). Bernie Henderson (1921). Brandon Hicks (2010-14). Stan Hollmig (1949-51). Joel Hunt (1931-32). Davey Johnson (1965-78). Zach Johnson (2006-09). Ray Katt (1952-59). Logan Kensing (2004-16). Chuck Knoblauch (1991-02). Jess Landrum (1938). Bryan "Twig" Little (1982-86). Scott Livingstone (1991-98). Rick Luecken (1989-90). Ever Magallanes (1991). Kyle Martin (2017). **Daniel Mengden (2016-18)**. **A.J. Minter (2017-18)**. Wally Moon (1951-66). Trey Moore (1998-01). J.T. "Jake" Mooty (1936-44). **Tyler Naquin (2016-18)**. Les Peden (1953). **Cliff Pennington (2008-18)**. Brooks Raley (2012-13). Doug Rau (1972-81). Robert Ray (2009-10). Eric Reid (2006-07). E.E. "Topper" Rigney (1922-27). Rich Robertson (1993-98). Mark Ross (1982-90). Justin Ruggiano (2007-16). Ryan Rupe (1999-03). Bill Sodd (1937). **Ross Stripling (2016-18)**. Russ Swann (1989-94). Mark Thurmond (1983-90). Jason Tyner (2000-08). **Michael Wacha (2013-18)**. Kevin Whelan (2011-14). **Alex Wilson (2013-18)**. Kelly Wunsch (2000-05).

## Vanderbilt

**Pedro Alvarez (2011-18)**. Mike Baxter (2010-15). **Tyler Beede (2018)**. **Walker Buehler (2017-18)**. **Curt Casali (2014-18)**. Nick Christiani (2013-14). Joey Cora (1987, '89-98). **Ryan Flaherty (2012-18)**. **Carson Fulmer (2016-18)**. **Sonny Gray (2013-18)**. Taylor Hill (2014-15). Matt Kata (2003-05, 2007). **Tony Kemp (2016-18)**. Jensen Lewis (2008-10). Scotti Madison (1985-89). **Mike Minor (2010-18)**. Josh Paul (2000-07). **David Price (2008-18)**. Antao Richardson (2011, 14). Scott Sanderson (1978-96). Jeremy Sowers (2007). **Dansby Swanson (2016-18)**. **Drew VerHagen (2014-18)**. Mike Willis (1977-81). **Kyle Wright (2018)**.

BOLDFACE indicates active in 2018.



# COACHING RECORDS

## By Victories

(Minimum five years as head coach and 100 wins)

Name, Institution	Yrs	W	L	T	Pct.
1. Ron Polk, Miss. St. (1976-97; 02-08); UG (2000-01)	31	1218	638	2	.656
2. Skip Bertman, LSU (1984-2001)	18	870	330	3	.725
3. Ray Tanner, South Carolina (1997-2012)	16	738	316	0	.700
4. Keith Madison, Kentucky (1979-2003)	25	735	638	5	.535
<b>5. Mike Bianco, Ole Miss (2001-Present)</b>	<b>18</b>	<b>710</b>	<b>412</b>	<b>1</b>	<b>.632</b>
6. Rod Delmonico, Tennessee (1990-2007)	18	699	406	0	.633
<b>7. Tim Corbin, Vanderbilt (2003-Present)</b>	<b>16</b>	<b>681</b>	<b>342</b>	<b>1</b>	<b>.665</b>
8. Roy Mewbourne, Vanderbilt (1979-2002)	24	655	608	9	.517
<b>9. Dave Van Horn, Arkansas (2004-Present)</b>	<b>15</b>	<b>643</b>	<b>364</b>	<b>0</b>	<b>.639</b>
10. Hal Baird, Auburn (1985-2000)	16	634	328	0	.659
11. Jim Wells, Alabama (1994-Present)	15	626	321	0	.661
12. Dave Fuller, Florida (1948-75)	28	552	350	5	.611
<b>13. Paul Mainieri, LSU (2007-Present)</b>	<b>12</b>	<b>551</b>	<b>229</b>	<b>3</b>	<b>.706</b>
14. Paul Nix, Auburn (1963-84)	22	506	374	1	.575
15. Steve Webber, Georgia (1981-96)	16	500	402	1	.561
<b>16. Kevin O'Sullivan, Florida (2008-Present)</b>	<b>11</b>	<b>497</b>	<b>229</b>	<b>0</b>	<b>.685</b>
17. Barry Shollenberger, Alabama (1980-94)	15	487	334	2	.593
18. Jake Gibbs, Ole Miss (1972-90)	19	486	389	9	.555
19. John Cohen, Miss. St. (2009-2016), UK (2004-08)	13	459	315	2	.593
20. Joe Arnold, Florida (1985-94)	12	451	244	2	.640
21. Bill Wright, Tennessee (1963-81)	19	408	308	2	.570
22. Pat McMahon, Miss. St. (1998-2001); Fla. (02-07)	11	395	238	1	.624
23. David Perno, Georgia (2002-Present)	12	390	335	1	.538
24. Norm DeBriyn, Arkansas (1992-2002)	11	373	273	0	.577
25. Tom Swayze, Ole Miss (1951-71)	21	361	201	2	.640
26. Tilden 'Happy' Campbell (1935-42, 47-63)	25	339	158	0	.682
27. 'Big' Jim Whatley, Georgia (1950, 52-75)	25	334	327	3	.505
28. Paul E. Gregory, Miss. State (1957-74)	18	328	200	1	.621
29. Larry Schmittou, Vanderbilt (1968-78)	11	308	220	4	.583
30. Gary Henderson, Kentucky, Miss. State (2009-2016, 18)	9	297	225	0	.569
31. Andy Lopez, Florida (1994-2001)	7	278	149	1	.651
32. C.R. "Dudy" Noble, Miss. State (1920-47)	26	267	201	9	.569
<b>33. Rob Childress, Texas A&amp;M (2013-Present)</b>	<b>6</b>	<b>250</b>	<b>130</b>	<b>0</b>	<b>.658</b>
34. Jim Smith, LSU (1966-78)	13	238	251	0	.486
35. Hayden Riley, Alabama (1971-79)	9	225	185	0	.549
36. W.P. White, Georgia (1921-33)	13	224	100	7	.687
37. Harry Rabenhorst, LSU (1946-56)	11	220	226	3	.493
38. Jay Bergman, Florida (1976-81)	6	216	113	0	.656
39. Don Kessinger, Ole Miss (1991-96)	6	185	153	0	.547
40. June Raines, South Carolina (1992-96)	5	173	118	1	.594

## By Percentage

(Minimum five years as head coach and 100 games coached)

Name, Institution	Yrs	W	L	T	Pct.
1. Skip Bertman, LSU (1984-2001)	18	870	330	3	.725
<b>2. Paul Mainieri, LSU (2007-Present)</b>	<b>12</b>	<b>551</b>	<b>229</b>	<b>3</b>	<b>.706</b>
3. Ray Tanner, South Carolina (1997-2012)	16	738	316	0	.700
4. W.P. White, Georgia (1921-33)	13	224	100	7	.687
5. Tilden 'Happy' Campbell (1935-42, 47-63)	25	339	158	0	.682
<b>6. Kevin O'Sullivan (2008-Present)</b>	<b>11</b>	<b>497</b>	<b>229</b>	<b>0</b>	<b>.685</b>
<b>7. Tim Corbin, Vanderbilt (2003-Present)</b>	<b>16</b>	<b>681</b>	<b>342</b>	<b>1</b>	<b>.665</b>
8. Frank Moffett, Tennessee (1903-05, 07-10, 18-19)	9	96	48	3	.663
9. Jim Wells, Alabama (1994-Present)	15	626	321	0	.661
10. Hal Baird, Auburn (1985-2000)	16	634	328	0	.659
<b>11. Rob Childress, Texas A&amp;M (2013-Present)</b>	<b>6</b>	<b>250</b>	<b>130</b>	<b>0</b>	<b>.658</b>
12. Ron Polk, Miss. St. (1976-97; 02-08); UG (2000-01)	31	1218	638	2	.656
Jay Bergman, Florida (1976-81)	6	216	113	0	.656
14. Andy Lopez, Florida (1994-2001)	7	278	149	1	.651
15. Joe Arnold, Florida (1985-94)	11	434	244	2	.640
Tom Swayze, Ole Miss (1951-71)	21	361	201	2	.640
<b>17. Dave Van Horn, Arkansas (2004-Present)</b>	<b>15</b>	<b>643</b>	<b>364</b>	<b>0</b>	<b>.639</b>
18. Rod Delmonico, Tennessee (1990-2007)	18	699	406	0	.633
<b>19. Mike Bianco, Ole Miss (2001-Present)</b>	<b>18</b>	<b>710</b>	<b>412</b>	<b>1</b>	<b>.632</b>
20. Pat McMahon, Miss. St. (1998-2001); Fla. (02-07)	11	395	238	1	.624
21. Pete Shields, Ole Miss (1923-31)	9	104	61	2	.623
22. W.D. Chadwick, Miss. State (1910-18)	9	120	71	10	.622
23. Paul E. Gregory, Miss. State (1957-74)	18	328	200	1	.621
24. J.V. Sikes, Georgia (1938-42, 46-47)	7	95	59	1	.616
25. R.P. 'Doc' Patty, Miss. State (1948-56)	9	116	73	0	.614
26. Dave Fuller, Florida (1948-75)	28	552	350	5	.611
27. June Raines, South Carolina (1992-96)	5	173	118	1	.594
28. Barry Shollenberger, Alabama (1980-84)	15	487	334	2	.593
John Cohen, Miss. St. (2009-2016), UK (2004-08)	13	459	315	2	.593
30. Larry Schmittou, Vanderbilt (1968-78)	11	308	220	4	.583
31. Norm DeBriyn, Arkansas (1992-2002)	11	373	273	0	.577
32. Paul Nix, Auburn (1963-84)	22	506	374	1	.575
33. John Whited, Tennessee (1982-87)	6	145	109	0	.571
34. Bill Wright, Tennessee (1963-81)	19	408	308	2	.570
35. C.R. 'Dudy' Noble, Miss. State (1920-47)	26	267	201	9	.569
Gary Henderson, Kentucky, Miss. State (2009-2016, 18)	9	297	225	0	.569
37. Ray Didier, LSU (1957-63)	7	104	79	0	.568
38. Roy Umstatt, Georgia (1976-80)	5	130	100	1	.565
39. C.C. 'Doc' Stroud, LSU (1914-21)	8	73	58	5	.563
40. Joe Sewell, Alabama (1964-70)	7	125	99	0	.558

# NCAA TOURNAMENT

## NCAA Regional Records

Year	UA	AR	AU	UF	UG	UK	LSU	UM	MSU	MO	SC	UT	TAM	VU
2002	3-2 ^	3-0	0-2	3-2 ^	2-2	--	4-1 ^	--	--	--	3-1 ^	--	--	--
2003	1-2	1-2	2-2 ^	3-2	--	--	3-0 ^	1-2	2-2 ^	1-2	3-0	--	2-2 ^	--
2004	--	4-1 ^	--	3-0	3-1 ^	--	3-0 ^	0-2 ^	1-2	1-2	3-0 ^	1-2	3-1	3-0
2005	2-2	2-2	2-2	3-0 ^	--	--	2-2 ^	3-0 ^	2-2	1-2	3-2	3-0 ^	--	--
2006	3-0 ^	1-2 ^	--	--	4-1 ^	2-2 ^	--	3-0 ^	2-2	4-1	3-1	--	--	2-2
2007	--	2-2 ^	--	--	--	--	--	3-0 ^	3-0	2-2	3-0 ^	--	4-1 ^	3-2 ^
2008	1-2	0-2	--	0-2	4-1 ^	2-2	3-0 ^	2-2	--	1-2	2-2	--	3-1 ^	1-2
2009	0-2	3-0	--	3-0 ^	1-2	--	3-0 ^	3-1 ^	--	1-2	2-2	--	1-2	3-2
2010	4-1	3-1 ^	3-2 ^	3-0 ^	--	--	1-2	1-2	--	--	3-0 ^	--	3-2	4-1
2011	2-2	2-2	--	3-0 ^	2-2	--	--	--	3-0	--	3-0 ^	--	3-1 ^	3-0 ^
2012	--	3-0	--	3-0 ^	--	2-2	3-0 ^	2-2	1-2	1-2	3-0 ^	--	1-2 ^	2-2
2013	1-2	2-2	--	0-2	--	--	3-0 ^	1-2	3-1 ^	--	3-0 ^	--	2-2	3-1 ^
2014	3-2	2-2	--	0-2 ^	--	2-2	2-2 ^	3-0 ^	2-2	--	2-2 ^	--	3-2	3-0 ^
2015	--	3-0	1-2	3-0 ^	--	--	3-0 ^	0-2 ^	--	--	--	--	4-1 ^	3-0 ^
2016	--	--	--	3-0 ^	--	--	3-1 ^	0-2 ^	3-0 ^	--	4-1 ^	--	3-0 ^	0-2 ^
2017	--	3-2	2-2	3-1 ^	--	4-1 ^	3-0 ^	--	4-1 ^	--	--	--	3-0 ^	3-1 ^
2018	--	3-0 ^	3-0 ^	3-1 ^	2-2	--	2-2	2-2	4-1 ^	--	3-0 ^	--	1-2	3-0 ^
TOTAL	52-31	57-41	45-33	78-44	30-16	15-13	96-24	45-29	88-50	26-32	86-33	19-11	72-52	39-21

^ Host

## Super Regional Records

Team	No.	W-L	Games	W-L	Hosted	Team	No.	W-L	Games	W-L	Hosted
Alabama	3	1-2	7	3-4	1999, 2006	Ole Miss	5	1-4	14	5-9	2005, 06, 09
Arkansas	7	5-2	18	11-7	2004, 15, 18	Miss. State	8	3-5	18	7-11	2007, 16
Auburn	2	0-2	5	1-4		Missouri	1	0-1	2	0-2	
Florida	10	8-2	24	16-8	2005, 09, 10, 11, 12, 15, 16, 17, 18	S. Carolina	13	6-7	33	18-15	2000, 02, 03, 04, 11, 12, 16
Georgia	4	4-0	11	8-3	2001, 06, 08	Tennessee	2	2-0	4	4-0	
Kentucky	1	0-1	2	0-2		Texas A&M	8	3-5	20	8-12	1999, 16, 17
LSU	13	8-5	30	18-12	2000, 03, 04, 08, 09, 12, 13, 15, 16, 17	Vanderbilt	8	4-4	19	8-11	2011, 13, 14, 18
						Total	84	45-40	205	107-100	

## Super Regional Results

Year	SEC Team	Record	Opponent	Site	Year	Team	Record	Opponent	Site	
1999	Auburn	0-2	Florida State	at Tallahassee	2010	Arkansas	0-2	Arizona State	at Tempe	
	Alabama	2-0	LSU	at Tuscaloosa		Alabama	1-2	Clemson	at Clemson	
	LSU	0-2	Alabama	at Tuscaloosa		S. Carolina	2-0	Coastal Carol.	at Myrtle Beach	
2000	S. Carolina	1-2	La.-Lafayette	at Columbia	2011	Florida	2-0	Florida State	at Tallahassee	
	Miss. State	0-2	Clemson	at Clemson		Florida	2-0	Miami	at Gainesville	
	LSU	2-0	UCLA	at Baton Rouge		S. Carolina	2-0	UConn	at Columbia	
2001	Miss. State	0-2	CS Fullerton	at Fullerton	2012	Florida	2-1	Miss. State	at Gainesville	
	LSU	1-2	Tulane	at Metairie		Miss. State	1-2	Florida	at Gainesville	
	S. Carolina	1-2	Stanford	at Palo Alto		Vanderbilt	2-0	Oregon State	at Nashville	
2002	Georgia	2-1	Florida State	at Athens	2013	Florida	2-0	N.C. State	at Gainesville	
	Tennessee	2-0	East Carolina	at Kinston		S. Carolina	2-0	Oklahoma	at Columbia	
	LSU	0-2	Rice	at Houston		Arkansas	2-1	Baylor	at Waco	
2003	Arkansas	1-2	Clemson	at Clemson	2014	LSU	1-2	Stony Brook	at Baton Rouge	
	S. Carolina	2-1	Miami	at Columbia		S. Carolina	1-2	N. Carolina	at Chapel Hill	
	LSU	2-1	Baylor	at Baton Rouge		LSU	2-0	Oklahoma	at Baton Rouge	
2004	S. Carolina	2-0	N. Carolina	at Columbia	2015	Vanderbilt	0-2	Louisville	at Louisville	
	Vanderbilt	0-2	Texas	at Austin		Miss. State	2-0	Virginia	at Charlottesville	
	Arkansas	2-0	Florida State	at Fayetteville		Stanford	2-1	Stanford	at Lafayette	
2005	Georgia	2-0	Georgia Tech	at Atlanta	2016	Ole Miss	2-1	La.-Lafayette	at Lafayette	
	S. Carolina	2-0	E. Carolina	at Columbia		2015	Arkansas	2-1	Missouri State	at Fayetteville
	LSU	2-0	Texas A&M	at Baton Rouge		Florida	2-0	Florida State	at Gainesville	
2006	Florida	0-2	Miami	at Coral Gables	LSU	2-0	La.-Lafayette	at Baton Rouge		
	Ole Miss	1-2	Texas	at Oxford	Texas A&M	1-2	TCU	at Ft. Worth		
	Tennessee	2-0	Georgia Tech	at Atlanta	Vanderbilt	2-0	Illinois	at Champaign		
2007	Florida	2-0	Florida State	at Gainesville	2017	Florida	2-1	Florida State	at Gainesville	
	Alabama	0-2	N. Carolina	at Tuscaloosa		LSU	0-2	Coastal Carolina	at Baton Rouge	
	Georgia	2-1	S. Carolina	at Athens		Miss. State	0-2	Arizona	at Starkville	
2008	S. Carolina	1-2	Georgia	at Athens	2018	S. Carolina	0-2	Oklahoma St.	at Columbia	
	Ole Miss	1-2	Miami	at Oxford		Texas A&M	1-2	TCU	at College Station	
	Ole Miss	0-2	Arizona State	at Tempe		Florida	2-1	Wake Forest	at Gainesville	
2009	Miss. State	2-0	Clemson	at Starkville	2019	Kentucky	0-2	Louisville	at Louisville	
	S. Carolina	1-2	N. Carolina	at Chapel Hill		LSU	2-0	Mississippi State	at Baton Rouge	
	Georgia	2-1	N.C. State	at Athens		Mississippi State	0-2	LSU	at Baton Rouge	
2010	LSU	2-1	UC Irvine	at Baton Rouge	2019	Texas A&M	2-0	Davidson	at College Station	
	Florida	0-2	Southern Miss	at Gainesville		Oregon State	0-2	Oregon State	at Corvallis	
	Arkansas	2-0	Florida State	at Tallahassee		South Carolina	2-1	South Carolina	at Fayetteville	
2011	Ole Miss	1-2	Virginia	at Oxford	2019	Florida	1-2	Florida	at Gainesville	
	LSU	2-0	Rice	at Baton Rouge		Auburn	2-1	Auburn	at Gainesville	
	LSU	2-0				Mississippi State	2-1	Vanderbilt	at Nashville	
2012	LSU	2-0			2019	South Carolina	1-2	Arkansas	at Fayetteville	
	LSU	2-0				Vanderbilt	1-2	Mississippi State	at Nashville	
	LSU	2-0								



# NCAA TOURNAMENT

## College World Series Records and Finishes

Teams (Years Participated) (1947-2016)	App.	Won	Lost	Pct.	1st	2nd	3rd	4th	T5th	T7th
Alabama (1950-83-96-97-99)	5	11	10	.524	0	2	1	0	2	0
Arkansas (1979-85-87-89-2004-09-12-15-18)	9	15	18	.455	0	2	3	0	2	2
Auburn (1967-76-94-97)	4	3	8	.273	0	0	0	1	1	2
Florida (1988-91-96-98-2005-10-11-12-15-16-17-18)	12	21	24	.467	1	2	4	0	1	4
Georgia (1987-90-2001-04-06-08)	6	10	11	.476	1	1	1	0	0	3
LSU (1986-87-89-90-91-93-94-96-97-98-2000-03-04-08-09-13-15-17)	18	40	27	.597	6	1	3	1	3	4
Ole Miss (1956-64-69-72-2014)	5	5	10	.333	0	0	2	0	1	2
Mississippi State (1971-79-81-85-90-97-98-2007-13-18)	10	12	20	.375	0	1	2	0	5	2
Missouri (1952-54-58-62-63-64)	6	18	11	.621	1	3	1	0	0	1
South Carolina (1975-77-81-82-85-2002-03-04-10-11-12)	11	32	20	.615	2	4	1	1	1	2
Tennessee (1951-95-2001-05)	4	8	8	.500	0	1	2	0	0	1
Texas A&M (1951-64-93-99-2011-17)	6	2	12	.143	0	0	0	0	2	4
Vanderbilt (2011-14-15)	3	11	6	.647	1	1	1	0	0	0
SEC (Using current conference membership)	95	180	176	.506	12	17	20	3	17	26

Arkansas made four appearances as a member of the Southwest Conference (1979-85-87-89).

South Carolina made five appearances as a member of the Metro Conference (1975, 77, 81, 82, 85).

Missouri made six appearances as a member of the Big 8 Conference (1952, 54, 58, 62, 63, 64).

Texas A&M made three appearances as a member of the Southwest Conference (1951, 64, 93) and two as a member of the Big 12 (1999, 2011).

## College World Series Results

Year	Team	Record	Year	Team	Record	Year	Team	Record
1950	Alabama	1-2	1996	Alabama	1-2	2015	Arkansas	0-2
1951	Tennessee	4-2		Florida	3-2		Florida	3-2
	Texas A&M	1-2 (SWC)		LSU	4-0		LSU	1-2
1952	Missouri	3-2 (Big 8)	1997	LSU	4-0		Vanderbilt	4-2
1954	Missouri	5-1 (Big 8)		Alabama	4-2	2016	Florida	0-2
1956	Ole Miss	2-2		Auburn	1-2	2017	Florida	5-1
1958	Missouri	4-2 (Big 8)		Miss. State	1-2		LSU	4-3
1962	Missouri	0-2 (Big 8)	1998	LSU	2-2		Texas A&M	0-2
1963	Missouri	2-2 (Big 8)		Miss. State	1-2	2018	Arkansas	4-2
1964	Texas A&M	0-2 (SWC)		Florida	0-2		Florida	2-2
	Ole Miss	0-2	1999	Alabama	2-2		Miss. State	2-2
	Missouri	4-2 (Big 8)		Texas A&M	0-2 (Big 12)			
1967	Auburn	2-2	2000	LSU	4-0			
1969	Ole Miss	1-2	2001	Georgia	0-2			
1971	Miss. State	0-2		Tennessee	2-2			
1972	Ole Miss	0-2	2002	S. Carolina	4-2			
1975	S. Carolina	4-2 (Metro)	2003	S. Carolina	1-2			
1976	Auburn	0-2		LSU	0-2			
1977	S. Carolina	3-2	2004	Georgia	2-2			
1979	Arkansas	3-2 (SWC)		S. Carolina	3-2			
	Miss. State	1-2		Arkansas	0-2			
1981	Miss. State	1-2		LSU	0-2			
	S. Carolina	2-2 (Metro)	2005	Tennessee	0-2			
1982	S. Carolina	0-2 (Metro)		Florida	3-3			
1983	Alabama	3-2	2006	Georgia	0-2			
1985	Arkansas	2-2 (SWC)	2007	Miss. State	0-2			
	S. Carolina	0-2 (Metro)	2008	Georgia	4-2			
	Miss. State	2-2		LSU	1-2			
1986	LSU	1-2	2009	Arkansas	2-2			
1987	Arkansas	1-2 (SWC)		LSU	5-1			
	LSU	2-2	2010	Florida	0-2			
1989	Arkansas	1-2 (SWC)		S. Carolina	6-1			
	LSU	2-2	2011	Vanderbilt	2-2			
1990	Georgia	4-1		Florida	3-2			
	LSU	2-2		S. Carolina	5-0			
	Miss. State	1-2		Texas A&M	0-2 (Big 12)			
1991	LSU	4-0	2012	Arkansas	2-2			
	Florida	2-2		S. Carolina	4-3			
1993	Texas A&M	1-2 (SWC)	2013	Miss. State	3-2			
	LSU	4-1		LSU	0-2			
1994	LSU	0-2	2014	Vanderbilt	5-1			
	Auburn	0-2		Ole Miss	2-2			
1995	Tennessee	2-2						

## College World Series Coaching Records

Team	App.	Won	Lost	Pct.	1st	2nd	3rd	4th	T5th	T7th	
<b>Alabama</b>											
Tiden Campbell (1950)		1	1	.2	.333	-	-	-	-	1	-
Barry Shollenberger (1983)	1	3	2	.600	-	1	-	-	-	-	
Jim Wells (1996, 97, 99)	3	7	6	.538	-	1	1	-	1	-	
<b>Arkansas</b>											
Norm DeBriyn (1979, 85, 87, 89)	4	7	8	.467	-	1	1	-	2	-	
Dave Van Horn (2004, 09, 12, 18)	4	8	8	.500	-	1	2	-	-	1	
<b>Auburn</b>											
Paul Nix (1967, 76)	2	2	4	.333	-	-	-	1	-	1	
Hal Baird (1994, 97)	2	1	4	.200	-	-	-	-	1	1	
<b>Florida</b>											
Joe Arnold (1988, 91)	2	3	4	.429	-	-	1	-	1	-	
Andy Lopez (1996, 98)	2	2	4	.333	-	-	1	-	-	-	
Pat McMahan (2005)	1	3	3	.500	-	1	-	-	-	-	
Kevin O'Sullivan (2010, 11, 12, 16, 17, 18)	6	10	11	.476	1	1	1	-	-	3	
<b>Georgia</b>											
Steve Webber (1987, 90)	2	4	3	.571	1	-	-	-	-	1	
Ron Polk (2001)	1	0	2	.000	-	-	-	-	-	1	
David Perno (2004, 06, 08)	3	6	6	.500	-	1	1	-	-	1	
<b>LSU</b>											
Skip Bertman (1986, 87, 89, 90, 91, 93, 94, 96, 97, 98, 2000)	11	29	13	.690	5	-	3	1	1	1	
Smoke Laval (2003, 04)	2	0	4	.000	-	-	-	-	-	2	
Paul Mainieri (2008, 09, 13, 17)	4	10	8	.556	1	1	-	-	1	1	
<b>Ole Miss</b>											
Tom Swayze (1956, 64, 69)	3	3	6	.333	-	-	1	-	1	1	
Jake Gibbs (1972)	1	0	2	.000	-	-	-	-	-	1	
Mike Bianco (2014)	1	2	2	.500	-	-	1	-	-	-	
<b>Mississippi State</b>											
Paul Gregory (1971)	1	0	2	.000	-	-	-	-	-	1	
Ron Polk (1979, 81, 85, 90, 97, 2007)	6	6	12	.333	-	-	1	-	4	1	
Pat McMahan (1998)	1	1	2	.333	-	-	-	-	1	-	
John Cohen (2013)	1	3	2	.600	-	1	-	-	-	-	
Gary Henderson (2018)	1	2	2	.500	-	-	1	-	-	-	
<b>Missouri</b>											
Hi Simmons (1952, 54, 58, 62, 63,64)	6	18	11	.621	1	3	1	-	-	1	
<b>South Carolina</b>											
Bobby Richardson (1975)	1	4	2	.667	-	1	-	-	-	-	
June Raines (1977, 81, 82, 85)	4	5	8	.385	-	1	-	1	-	2	
Ray Tanner (2002, 03, 04, 10, 11, 12)	6	23	10	.697	2	2	1	-	1	-	
<b>Tennessee</b>											
S.W. Anderson (1951)	1	4	2	.667	-	1	-	-	-	-	
Rod Delmonico (1995, 2001, 05)	3	4	6	.400	-	-	2	-	-	1	
<b>Texas A&amp;M</b>											
Beau Bell (1951)	1	1	2	.333	-	-	-	-	1	-	
Tom Chandler (1964)	1	0	2	.000	-	-	-	-	-	1	
Mark Johnson (1993, 99)	2	1	4	.200	-	-	-	-	1	1	
Rob Childress (2011, 17)	2	0	4	.000	-	-	-	-	-	2	
<b>Vanderbilt</b>											
Tim Corbin (2011, 14)		2	7	.4	.636	1	-	1	-	-	

### Coaching Three Different Teams in CWS

Andy Lopez (Pepperdine, 1992; Florida, 1996, 98; Arizona, 2004, 12)  
 Ron Polk (Georgia Southern, 1973; Mississippi State, 1979, 81, 85, 90, 97, 2007; Georgia, 2001)

### Coached Two Different teams in CWS

Dave Van Horn (Nebraska, 2001, 02; Arkansas 2004, 09, 12)  
 Pat Mahon (Mississippi State, 1998; Florida, 2005)  
 Paul Mainieri (Notre Dame, 2002; LSU, 2008, 09, 13)  
 Dave Serrano (UC Irvine, 2007; Cal State Fullerton 2009)

## Collegiate Baseball

### 1959

1. Southern Cal
2. Oklahoma State
3. Western Michigan
4. Arizona
5. Connecticut
6. Notre Dame
7. Clemson
8. Minnesota
9. Fresno State
10. Bradley
11. Texas A&M
12. Penn State
13. Illinois
14. Santa Clara
15. OLE MISS
16. Colorado State
17. GEORGIA TECH
18. Missouri
19. Southern
20. Rollins

### 1960

1. Minnesota
2. Oklahoma State
3. Southern Cal
4. Arizona
5. OLE MISS
6. North Carolina
7. Arizona State
8. Texas
9. Washington State
10. Detroit
11. Southern
12. Pepperdine
13. California
14. Ohio
15. Notre Dame
16. Sam Houston
17. Citadel
18. St. John's
19. Boston College
20. Colorado State

### 1961

1. Southern Cal
2. Oklahoma St.
3. Boston College
4. Syracuse
5. Western Mich.
6. Duke
7. Northern Colo.
8. Texas
9. Fresno St.
10. Arizona
11. Navy
12. Michigan
13. Arizona St.
14. California
15. Indiana
16. Minnesota
17. Florida St.
18. Cincinnati
19. Connecticut
20. Detroit
21. North Carolina
22. LSU
23. St. John's (N.Y.)

24. West Virginia
25. Baylor
26. Delaware
27. Wake Forest
28. Washington St.
29. Villanova
30. Florida A&M

### 1962

1. Michigan
2. Santa Clara
3. Texas
4. Florida St.
5. Ithaca
6. Holy Cross
7. Missouri
8. Northern Colo.
9. Fresno St.
10. Western Mich.
11. Illinois
12. Wake Forest
13. FLORIDA
14. MISSISSIPPI STATE
15. Oregon St.
16. Detroit
17. St. John's (N.Y.)
18. Texas A&M
19. Arizona
20. West Virginia
21. Cal. Poly Pomona
22. Cal. St. Los Angeles
23. Southern Cal
24. Navy
25. Army
26. Arizona St.
27. AUBURN
28. Gettysburg
29. Vermont
30. Harvard

### 1963

1. Missouri
2. Western Michigan
3. Texas
4. Holy Cross
5. Southern Cal
6. Florida State
7. Arizona
8. Penn State
9. Wake Forest
10. Oregon State
11. West Virginia
12. St. John's
13. Temple
14. Illinois
15. Notre Dame
16. Ithaca
17. Oregon
18. Cal Poly Pomona
19. Pepperdine
20. Arizona State

### 1964

1. Missouri
2. Arizona State
3. OLE MISS
4. Southern Cal
5. Texas A&M
6. Minnesota
7. Seton Hall
8. Oregon

9. Santa Clara
10. North Carolina
11. Texas
12. AUBURN
13. Wake Forest
14. West Virginia
15. Kent State
16. Western Michigan
17. Cal Poly Pomona
18. UCLA
19. Maine
20. Arizona

### 1965

1. Arizona St.
2. Ohio St.
3. St. Louis
4. Washington St.
5. Florida St.
6. Connecticut
7. Lafayette
8. Texas
9. Detroit
10. Georgia Tech.
11. Ohio
12. Stanford
13. Holy Cross
14. California
15. Michigan
16. Cal. Poly Pomona
17. Santa Clara
18. Missouri
19. Texas A&M
20. Western Mich.
21. Michigan St.
22. Utah
23. UCLA
24. Southern Cal
25. Arizona
26. Cal. St. Northridge
27. Princeton
28. Rider
29. MISSISSIPPI STATE
30. Maryland

### 1966

1. Ohio St.
2. Oklahoma St.
3. Southern Cal
4. St. John's (N.Y.)
5. Arizona
6. Texas
7. North Carolina
8. Northeastern
9. Florida St.
10. Western Mich.
11. Washington St.
12. Fresno St.
13. Cal. Poly Pomona
14. St. Louis
15. Seton Hall
16. Minnesota
17. Arizona St.
18. Idaho
19. Massachusetts
20. Colby
21. Michigan
22. Chapman
23. Ohio

24. Southern Conn.
25. Boston College
26. MISSISSIPPI STATE
27. Clemson
28. East Carolina
29. Lafayette
30. Rutgers

### 1967

1. Arizona St.
2. Houston
3. Stanford
4. AUBURN
5. Rider
6. Boston College
7. Ohio St.
8. Oklahoma St.
9. Clemson
10. Fresno St.
11. Western Mich.
12. Arizona
13. Florida St.
14. Southern Cal
15. Minnesota
16. Michigan
17. Texas
18. Brigham Young
19. FLORIDA
20. West Virginia
21. Air Force
22. Seattle U.
23. East Carolina
24. Notre Dame
25. Massachusetts
26. Connecticut
27. Pittsburgh
28. Idaho
29. Denver
30. St. Louis

### 1968

1. Southern Cal
2. Ohio State
3. Arizona
4. North Carolina
5. Texas
6. Florida State
7. Western Michigan
8. Washington State
9. Fresno State
10. Oklahoma State
11. Cal Poly Pomona
12. St. Louis
13. St. John's
14. Seton Hall
15. Minnesota
16. Arizona State
17. Idaho
18. Massachusetts
19. Colby
20. Michigan

### 1969

1. Arizona St.
2. Tulsa
3. New York U.
4. Texas
5. Massachusetts
6. OLE MISS
7. Southern Illinois

8. UCLA
9. Santa Clara
10. Florida St.
11. Minnesota
12. Virginia Tech
13. Oklahoma St.
14. Miami (Fla.)
15. North Carolina
16. Stanford
17. Southern Cal
18. Brigham Young
19. Arizona
20. Tulane
21. Ball St.
22. Ohio
23. Western Michigan
24. Cal. St. Long Beach
25. Boston U.
26. Colgate
27. Seton Hall
28. St. John's (N.Y.)
29. California
30. Clemson

## 1970

1. Southern Cal
2. Texas
3. Florida State
4. Ohio
5. Iowa State
6. Arizona
7. Dartmouth
8. Delaware
9. Ohio State
10. MISSISSIPPI STATE
11. Southern Illinois
12. Minnesota
13. Washington State
14. Santa Clara
15. Pan American
16. Maryland
17. TENNESSEE
18. Clemson
19. Tulsa
20. Jacksonville
21. Connecticut
22. Notre Dame
23. Cal State Long Beach
24. Arkansas State
25. East Carolina

## 1971

1. Southern Cal
2. Southern Illinois
3. Tulsa
4. Tex.-Pan American
5. Brigham Young
6. Harvard
7. MISSISSIPPI STATE
8. Seton Hall
9. Santa Clara
10. Georgia Tech.
11. Ohio
12. Miami (Fla.)
13. Cincinnati
14. Michigan St.
15. Gonzaga
16. Iowa St.
17. Texas
18. Arizona St.

19. Washington St.
20. Massachusetts
21. San Jose St.
22. Maryland
23. Florida St.
24. South Alabama
25. Iona
26. Buffalo
27. St. Joseph's (Pa.)
28. Penn St.
29. Miami (Ohio)
30. Oklahoma

## 1972

1. Arizona State
2. OLE MISS
3. Southern Cal
4. Oklahoma
5. Texas
6. Temple
7. South Alabama
8. Tulsa
9. Iowa
10. Connecticut
11. Jacksonville
12. Stanford
13. Bowling Green
14. Miami, Ohio
15. Pan American
16. Trinity
17. Cal Santa Barbara
18. Northern Illinois
19. Florida State
20. Santa Clara
21. St. John's
22. Michigan State
23. Tulane
24. Penn State
25. Washington State
28. VANDERBILT

## 1973

1. Southern Cal
2. Arizona State
3. South Alabama
4. Texas
5. Georgia Southern
6. Miami
6. Florida State
8. VANDERBILT
9. Southern Illinois
10. Tulsa
11. Oral Roberts
12. Harvard
13. Oklahoma State
14. Michigan State
15. East Carolina
16. Iowa
17. Oklahoma
18. Colorado
19. Murray
20. Pan American
21. Delaware
22. Jacksonville
23. Toledo
24. Stanford
25. Ohio

## 1974

1. Miami
2. Texas
3. Oklahoma
4. Southern Illinois
5. Southern Cal
6. Northern Colorado
7. Arizona
8. Seton Hall
9. South Carolina
10. Harvard
11. Georgia Southern
12. Cal State (LA)
13. La. Tech
14. VANDERBILT
15. Pan American
16. Minnesota
17. Iowa
18. Miami, Ohio
19. Arizona State
20. Santa Clara
21. Texas A&M
22. Texas Christian
23. Tulsa
24. Pepperdine
25. East Carolina

## 1975

1. Florida State
2. Texas
3. Arizona State
4. South Carolina
5. Oklahoma
6. Cal State Fullerton
7. Tulsa
8. Eastern Michigan
9. Seton Hall
10. Pepperdine
11. Southern Cal
12. Miami
13. Arizona
14. Pan American
15. N.C. State
16. South Alabama
17. Michigan
18. St. John's
19. LSU
20. Washington State
21. Maine
22. Temple
23. Murray State
24. Southern Illinois
25. Clemson

## 1976

1. Arizona State
2. Arizona
3. Eastern Michigan
4. Oklahoma
5. Clemson
6. Texas
7. Washington State
8. AUBURN
9. Jacksonville
10. Maine
11. Illinois State
12. Miami
13. Seton Hall
14. Florida State
15. UCLA

16. Temple
17. South Carolina
18. Furman
19. Virginia Tech
20. Michigan
21. Minnesota
22. Memphis State
23. Massachusetts
24. Connecticut
25. Northern Colorado

## 1977

1. Arizona State
2. Minnesota
3. Southern Illinois
4. South Carolina
5. Clemson
6. Cal State (LA)
7. Baylor
8. Temple
9. Miami
10. Southern Cal
11. Washington State
12. South Alabama
13. FLORIDA
14. Wake Forest
15. Miami, Ohio
16. Texas A&M
17. St. John's
18. Texas
19. Michigan
20. Cal State Fullerton
21. Fresno State
22. Cornell
23. Hawaii
24. San Diego State
25. St. Mary's

## 1978

1. Southern Cal
2. Arizona State
3. Oral Roberts
4. Miami
5. Michigan
6. Baylor
7. North Carolina
8. Memphis State
9. Arizona
10. St. John's
11. Gonzaga
12. Texas A&M
13. Houston
14. MISSISSIPPI STATE
15. UCLA
16. Washington State
17. Marshall
18. Arkansas
19. Temple

## 1979

1. Texas
2. Miami (Fla.)
3. Cal State-Fullerton
4. MISSISSIPPI STATE
5. Arizona
6. UCLA
7. Arkansas
8. Pepperdine
9. Clemson
10. Hawaii

11. Delaware
12. Connecticut
13. Georgia Southern
14. Brigham Young
15. Lamar
16. San Diego State
17. Murray State
18. Indiana State
19. FLORIDA
20. Tulane
21. Southern Illinois
22. New Orleans
23. Pan American
24. Michigan State
25. Oklahoma

## 1980

1. Miami (Fla.)
2. Arizona
3. California
4. Clemson
5. Hawaii
6. Florida State
7. Michigan
8. South Carolina
9. Gonzaga
10. Texas
11. St. John's
12. UNLV
13. Missouri
14. Nebraska
15. Louisiana Tech
16. Oklahoma State
17. Delaware
18. Western Kentucky
19. Arkansas
20. Oral Roberts
21. Pan American
22. East Tennessee State
23. Cal State Fullerton
24. Fresno State
25. Wichita State

## 1981

1. Arizona State
2. Miami (Fla.)
3. Oklahoma State
4. Texas
5. Michigan
6. MISSISSIPPI STATE
7. Maine
8. South Carolina
9. Cal State Fullerton
10. Oral Roberts
11. Memphis State
12. Eastern Michigan
13. Stanford
14. St. John's
15. FLORIDA
16. Florida State
17. East Tennessee State
18. Lamar
19. Brigham Young
20. Fresno State
21. Hawaii
22. Southern Illinois
23. New Orleans
24. James Madison
25. San Diego State

## 1982

1. Texas
2. Wichita State
3. Cal State Fullerton
4. Oklahoma State
5. Miami
6. Stanford
7. South Carolina
8. Maine
9. Arizona State
10. Pepperdine
11. New Orleans
12. Stetson
13. Fresno State
14. Middle Tennessee State
15. Eastern Michigan
16. West Virginia
17. Oklahoma
18. Hawaii
19. Nebraska
20. Tulane
21. Houston
22. Florida State
23. Citadel
24. South Florida
25. Navy

## 1983

1. Texas
2. Stanford
3. Oklahoma State
4. Arizona State
5. Michigan
6. ALABAMA
7. Maine
8. James Madison
9. Oral Roberts
10. Miami
11. Fresno State
12. MISSISSIPPI STATE
13. Cal Santa Barbara
14. Delaware
15. Florida State
16. Harvard
17. Brigham Young
18. San Diego State
19. Pan American
20. Cal State Fullerton
21. Citadel
22. Wichita State
23. Tulane
24. Arkansas
25. North Carolina

## 1984

1. Cal State Fullerton
2. Texas
3. Oklahoma State
4. Arizona State
5. New Orleans
6. Miami
7. Maine
8. Michigan
9. San Diego State
10. MISSISSIPPI STATE
11. South Alabama
12. Stanford
13. Hawaii
14. Fresno State
15. Lamar

16. Oklahoma State
17. Seton Hall
18. Central Michigan
19. Texas A&M
20. East Carolina
21. South Carolina
22. North Carolina
23. UNLV
24. Southern Cal
25. Harvard
28. FLORIDA

## 1985

1. Miami
2. Texas
3. Arkansas
4. MISSISSIPPI STATE
5. Oklahoma State
6. Stanford
7. Arizona State
8. South Carolina
9. Pepperdine
10. Michigan
11. FLORIDA
12. Fresno State
13. Wichita State
14. Lamar
15. Oklahoma
16. Nebraska
17. Georgia Tech
18. LaSalle
19. Oral Roberts
20. Florida State
21. New Orleans
22. Houston
23. Virginia
24. LSU
25. Brigham Young

## 1986

1. Arizona
2. Florida State
3. Miami
4. Oklahoma State
5. LSU
6. Loyola Marymount
7. Indiana State
8. Maine
9. South Florida
10. Hawaii
11. Cal Santa Barbara
12. Tulane
13. UCLA
14. Pepperdine
15. Stanford
16. Texas
17. Georgia Tech
18. Texas A&M
19. La. Tech
20. Central Michigan
21. ALABAMA
22. Oklahoma
23. Oregon State
24. Arkansas
25. Pan American

## 1987

1. Stanford
2. Oklahoma State
3. Texas

4. LSU
5. Florida State
6. Arkansas
7. GEORGIA
8. Arizona State
9. Cal State Fullerton
10. Clemson
11. Oral Roberts
12. UCLA
13. Texas A&M
14. Houston
15. South Alabama
16. New Orleans
17. Pepperdine
18. Washington State
19. Hawaii
20. AUBURN
21. Sam Houston
22. Seton Hall
23. Michigan
24. Rider
25. Georgia Tech

## 1988

1. Stanford
2. Arizona State
3. Cal State Fullerton
4. Wichita State
5. Miami
6. FLORIDA
7. Fresno State
8. California
9. Oklahoma State
10. Texas
11. Texas A&M
12. Pepperdine
13. Southern Cal
14. KENTUCKY
15. Florida State
16. Washington State
17. South Carolina
18. Loyola Marymount
19. Michigan
20. Stetson
21. Clemson
22. Central Michigan
23. MISSISSIPPI STATE
24. Oklahoma
25. UNLV

## 1989

1. Wichita State
2. Texas
3. Florida State
4. LSU
5. Arkansas
6. Miami
7. Long Beach State
8. North Carolina
9. Texas A&M
10. MISSISSIPPI STATE
11. Arizona
12. Michigan
13. Fresno State
14. Clemson
15. Oklahoma State
16. LeMoyne
17. Arizona State
18. Loyola Marymount
19. Oklahoma

20. South Alabama
21. Villanova
22. Indiana State
23. Notre Dame
24. Illinois
25. Central Florida

## 1990

1. GEORGIA
2. Oklahoma State
3. Stanford
4. LSU
5. MISSISSIPPI STATE
6. Citadel
7. Cal State Fullerton
8. Georgia Southern
9. Arizona State
10. Florida State
11. Southern Cal
12. Miami
13. Texas
14. Arkansas
15. San Diego State
16. Southern Illinois
17. South Alabama
18. Washington State
19. UCLA
20. Wichita State
21. North Carolina
22. Creighton
23. Illinois
24. Houston
25. Loyola Marymount

## 1991

1. LSU
2. Wichita State
3. Creighton
4. FLORIDA
5. Long Beach State
6. Fresno State
7. Florida State
8. Clemson
9. Oklahoma State
10. Cal State Northridge
11. Texas
12. Hawaii
13. Southern Cal
14. Miami
15. SW Louisiana
16. Texas A&M
17. Maine
18. Stanford
19. Pepperdine
20. California
21. Ohio State
22. MISSISSIPPI STATE
23. South Alabama
24. Southern Miss
25. ALABAMA

## 1992

1. Pepperdine
2. Cal State Fullerton
3. Miami
4. Texas
5. Florida State
6. Oklahoma
7. Wichita State
8. California

9. LSU
10. Clemson
11. Hawaii
12. Arizona
13. Oklahoma State
14. Notre Dame
15. Texas A&M
16. FLORIDA
17. Western Carolina
18. Stanford
19. Ohio State
20. UCLA
21. MISSISSIPPI STATE
22. Virginia
23. Long Beach State
24. Georgia Tech
25. Minnesota
28. SOUTH CAROLINA

## 1993

1. LSU
2. Wichita State
3. Long Beach State
4. Oklahoma State
5. Texas A&M
6. Texas
7. Arizona State
8. Kansas
9. Arizona
10. Fresno State
11. Notre Dame
12. Ohio State
13. Georgia Tech
14. St. John's
15. Cal State Northridge
16. Pepperdine
17. Clemson
18. Southern Cal
19. Cal State Fullerton
20. TENNESSEE
21. N.C. State
22. Florida State
23. North Carolina
24. UCLA
25. MISSISSIPPI STATE
28. AUBURN
29. SOUTH CAROLINA

## 1994

1. Oklahoma
2. Georgia Tech
3. Cal State Fullerton
4. Arizona State
5. Miami
6. Florida State
7. LSU
8. AUBURN
9. Clemson
10. TENNESSEE
11. Ohio State
12. Oklahoma State
13. Stanford
14. Southern Cal
15. Texas
16. Washington
17. Wichita State
18. Notre Dame
19. Nevada
20. Long Beach State
21. FLORIDA

22. Brigham Young
23. Memphis
24. Jacksonville
25. Kansas

## 1995

1. Cal State Fullerton
2. Southern California
3. Miami
4. TENNESSEE
5. Florida State
6. Stanford
7. Clemson
8. Oklahoma
9. AUBURN
10. Texas Tech
11. Oklahoma State
12. Texas A&M
13. Wichita State
14. ALABAMA
15. Rice
16. Long Beach State
17. OLE MISS
18. LSU
19. Pepperdine
20. Florida International
21. Central Florida
22. Fresno State
23. Texas
24. Winthrop
25. North Carolina

## 1996

1. LSU
2. Miami
3. FLORIDA
4. Clemson
5. ALABAMA
6. Florida State
7. Wichita State
8. Oklahoma State
9. Southern California
10. Cal State Northridge
11. Stanford
12. TENNESSEE
13. Cal State Fullerton
14. Georgia Southern
15. UCLA
16. Texas
17. Texas Tech
18. Georgia Tech
19. Virginia
20. Massachusetts
21. South Florida
22. Stetson
23. South Alabama
24. Tulane
25. Rice

## 1997

1. LSU
2. ALABAMA
3. Miami (Fla.)
4. Stanford
5. AUBURN
6. MISSISSIPPI STATE
7. Rice
8. UCLA
9. Florida State
10. Georgia Tech

11. Texas Tech
12. Oklahoma State
13. Southern Cal
14. Arizona State
15. Washington
16. South Alabama
17. Oklahoma
18. Fresno State
19. Santa Clara
20. FLORIDA
21. Cal State-Fullerton
22. TENNESSEE
23. N.C. State
24. Long Beach State
25. Wichita State

## 1998

1. Southern California
2. Arizona State
3. LSU
4. Long Beach State
5. Miami (Fla.)
6. MISSISSIPPI STATE
7. FLORIDA
8. Florida State
9. Stanford
10. Wichita State
11. Cal State Fullerton
12. AUBURN
13. Winthrop
14. Texas A&M
15. Georgia Tech
16. ALABAMA
17. Rice
18. North Carolina
19. SOUTH CAROLINA
20. Illinois
21. South Alabama
22. Oklahoma
23. Clemson
24. Harvard
25. Tulane

## 1999

1. Miami (Fla.)
2. Florida State
3. Stanford
4. ALABAMA
5. Rice
6. Cal State Fullerton
7. Texas A&M
8. Oklahoma State
9. Baylor
10. Wake Forest
11. Ohio State
12. Southern California
13. Clemson
14. LSU
15. AUBURN
16. Wichita State
17. ARKANSAS
18. East Carolina
19. Pepperdine
20. Florida Atlantic
21. Tulane
22. Texas Tech
23. Southwestern Louisiana
24. Houston
25. Minnesota
26. Nevada

27. SW Missouri State
28. North Carolina
29. Long Beach State
30. MISSISSIPPI STATE

## 2000

1. LSU
2. Stanford
3. Florida State
4. La.-Lafayette
5. Southern California
6. Clemson
7. Texas
8. San Jose State
9. SOUTH CAROLINA
10. Georgia Tech
11. Nebraska
12. Arizona State
13. Houston
14. Miami
15. MISSISSIPPI STATE
16. UCLA
17. FLORIDA
18. Baylor
19. Penn State
20. Wake Forest
21. North Carolina
22. Cal State Fullerton
23. Stetson
24. Loyola Marymount
25. AUBURN
26. Rice
27. ALABAMA
28. Wichita State
29. East Carolina
30. Central Florida

## 2001

1. Miami
2. Stanford
3. Cal State Fullerton
4. TENNESSEE
5. Southern California
6. Tulane
7. Nebraska
8. GEORGIA
9. Florida State
10. LSU
11. East Carolina
12. Notre Dame
13. Clemson
14. MISSISSIPPI STATE
15. SOUTH CAROLINA
16. Rice
17. Central Florida
18. Wake Forest
19. Florida International
20. Pepperdine
21. Texas Tech
22. Baylor
23. Arizona State
24. Va. Commonwealth
25. Rutgers
26. U.C. Santa Barbara
27. Georgia Tech
28. Texas
29. Winthrop
30. AUBURN

## 2002

1. Texas
2. SOUTH CAROLINA
3. Clemson
4. Stanford
5. Georgia Tech
6. Notre Dame
7. Rice
8. Nebraska
9. Florida St.
10. Houston
11. LSU
12. Southern Calif.
13. Richmond
14. Wake Forest
15. Florida Atlantic
16. ALABAMA
17. Miami, Fla.
18. ARKANSAS
19. North Carolina
20. FLORIDA
21. Oral Roberts
22. Wichita St.
23. Ca. St. Northridge
24. Texas Tech.
25. South Alabama
26. Arizona St.
27. Long Beach St.
28. Ca. St. Fullerton
29. San Jose St.
30. La.-Lafayette

## 2003

1. Rice
2. Stanford
3. Cal. St. Fullerton
4. Texas
5. Miami, Fla.
6. SOUTH CAROLINA
7. LSU
8. S.W. Missouri St.
9. Florida St.
10. Arizona St.
11. Long Beach St.
12. N. Carolina St.
13. Baylor
14. Georgia Tech.
15. Nebraska
16. Houston
17. Texas A&M
18. Ohio St.
19. North Carolina
20. AUBURN
21. Richmond
22. Lamar
23. Florida Atlantic
24. MISSISSIPPI STATE
25. Southern Miss.
26. UNLV
27. Washington
28. Notre Dame
29. South Alabama
30. U.C. Riverside

## 2004

1. Cal. St. Fullerton
2. Texas
3. SOUTH CAROLINA
4. GEORGIA
5. Miami, Fla.

6. Arizona
7. ARKANSAS
8. LSU
9. Stanford
10. Rice
11. Georgia Tech.
12. Long Beach St.
13. East Carolina
14. Florida St.
15. Tulane
16. Texas A&M
17. VANDERBILT
18. FLORIDA
19. Notre Dame
20. Virginia
21. Washington
22. Oral Roberts
23. Arizona St.
24. OLE MISS
25. Central Florida
26. Clemson
27. North Carolina
28. Wichita St.
29. Col. of Charleston
30. Florida Atlantic

## 2005

1. Texas
2. FLORIDA
3. Arizona St.
4. Baylor
5. Tulane
6. Nebraska
7. Oregon St.
8. TENNESSEE
9. Cal. St. Fullerton
10. Georgia Tech
11. OLE MISS
12. Arizona
13. Clemson
14. Miami, Fla.
15. Florida St.
16. Rice
17. Southern Califor.
18. Long Beach St.
19. LSU
20. ALABAMA
21. North Carolina
22. Col. of Charleston
23. Pepperdine
24. Louisiana-Laf.
25. Coastal Carolina
26. SOUTH CAROLINA
27. Wichita St.
28. Creighton
29. Texas Christian
30. St. John's

## 2006

1. Oregon St.
2. North Carolina
3. Rice
4. Cal. St. Fullerton
5. Clemson
6. Miami, Fla.
7. GEORGIA
8. Georgia Tech.
9. ALABAMA
10. Oklahoma
11. OLE MISS

12. SOUTH CAROLINA
13. Col. of Charleston
14. Oral Roberts
15. Stanford
16. Missouri
17. Texas
18. KENTUCKY
19. Evansville
20. Virginia
21. Houston
22. Nebraska
23. Oklahoma St.
24. Florida St.
25. ARKANSAS
26. Baylor
27. Tulane
28. Fresno St.
29. North Carolina St.
30. Pepperdine

## 2007

1. Oregon St.
2. North Carolina
3. Rice
4. U.C. Irvine
5. Arizona St.
6. Louisville
7. Cal. St. Fullerton
8. MISSISSIPPI STATE
9. VANDERBILT
10. Florida St.
11. SOUTH CAROLINA
12. Clemson
13. Wichita St.
14. Texas A&M
15. Virginia
16. San Diego
17. Texas
18. ARKANSAS
19. OLE MISS
20. Michigan
21. Oklahoma St.
22. Arizona
23. UCLA
24. Coastal Carolina
25. U.C. Riverside
26. Long Beach St.
27. Missouri
28. Texas Christian
29. N.C. Charlotte
30. Rutgers

## 2008

1. Fresno St.
2. GEORGIA
3. North Carolina
4. Stanford
5. Miami, Fla.
6. LSU
7. Florida St.
8. Rice
9. Arizona St.
10. Texas A&M
11. Ca. St. Fullerton
12. Wichita St.
13. Arizona
14. U.C. Irvine
15. N.C. State
16. Coastal Carolina
17. San Diego

18. Oklahoma St.
19. Long Beach St.
20. Michigan
21. Missouri
22. Nebraska
23. California
24. Georgia Tech.
25. Texas
26. Texas Christian
27. VANDERBILT
28. SOUTH CAROLINA
29. St. John's
30. KENTUCKY

## 2009

1. LSU
2. Texas
3. Arizona St.
4. ARKANSAS
5. North Carolina
6. Virginia
7. Cal. St. Fullerton
8. Southern Miss.
9. U.C. Irvine
10. Florida St.
11. Rice
12. OLE MISS
13. FLORIDA
14. Louisville
15. Clemson
16. East Carolina
17. Texas Christian
18. Georgia Tech.
19. Oklahoma
20. Miami, Fla.
21. SOUTH CAROLINA
22. Kansas St.
23. Western Kentucky
24. Oregon St.
25. Ohio St.
26. Minnesota
27. Oklahoma St.
28. ALABAMA
29. VANDERBILT
30. Coastal Carolina

## 2010

1. SOUTH CAROLINA
2. UCLA
3. Texas Christian
4. Clemson
5. Oklahoma
6. Florida St.
7. Arizona St.
8. FLORIDA
9. Texas
10. Virginia
11. Coastal Carolina
12. Ca. St. Fullerton
13. Miami, Fla.
14. VANDERBILT
15. ARKANSAS
16. ALABAMA
17. Georgia Tech.
18. Texas A&M
19. Louisville
20. AUBURN
21. Washington St.
22. U.C. Irvine
23. St. John's

24. OLE MISS
25. LSU
26. Rice
27. Oregon
28. Connecticut
29. Col. of Charleston
30. Hawaii

## 2011

1. SOUTH CAROLINA
2. FLORIDA
3. Virginia
4. VANDERBILT
5. North Carolina
6. California
7. Texas
8. Texas A&M
9. Florida St.
10. Oregon St.
11. Arizona St.
12. U.C. Irvine
13. Connecticut
14. Stanford
15. MISSISSIPPI STATE
16. Dallas Baptist
17. Texas Christian
18. Cal. St. Fullerton
19. Georgia Tech
20. UCLA
21. Clemson
22. Miami, Fla.
23. Oral Roberts
24. Rice
25. Arizona
26. Kent St.
27. Coastal Carolina
28. Creighton
29. ARKANSAS
30. Stetson

## 2012

1. Arizona
2. SOUTH CAROLINA
3. ARKANSAS
4. Florida St.
5. UCLA
6. Kent St.
7. FLORIDA
8. Stony Brook
9. LSU
10. Baylor
11. Oregon
12. N.C. State
13. Oklahoma
14. Stanford
15. St. John's
16. Texas Christian
17. North Carolina
18. Rice
19. Texas A&M
20. Arizona St.
21. KENTUCKY
22. Cal. St. Fullerton
23. Purdue
24. MISSISSIPPI STATE
25. Oregon St.
26. Central Florida
28. Pepperdine
29. Appalachian St.
30. Louisville

## 2013

1. UCLA
2. MISSISSIPPI STATE
3. North Carolina
4. Oregon St.
5. N.C. State
6. Indiana
7. LSU
8. Louisville
9. VANDERBILT
10. Cal St. Fullerton
11. Virginia
12. Florida St.
13. SOUTH CAROLINA
14. Rice
15. Kansas St.
16. Oklahoma
17. Oregon
18. ARKANSAS
19. Arizona St.
20. Virginia Tech
21. Cal Poly
22. Oklahoma St.
23. Troy
24. Florida Atlantic
25. Central Arkansas
26. Liberty
27. Clemson
28. William & Mary
29. Austin Peay
30. San Diego

## 2014

1. VANDERBILT
2. Virginia
3. Texas
4. OLE MISS
5. TCU
6. UC Irvine
7. Louisville
8. Texas Tech
9. Louisiana-Lafayette
10. Oklahoma State
11. Houston
12. Pepperdine
13. Kennesaw State
14. Maryland
15. Stanford
16. College of Charleston
17. Oregon State
18. Miami (Fla.)
19. Cal Poly
20. Indiana
21. LSU
22. Washington
23. Florida State
24. FLORIDA
25. SOUTH CAROLINA
26. Rice
27. Oregon
28. MISSISSIPPI STATE
29. Cal State Fullerton
30. ARKANSAS

## 2015

1. Virginia
2. VANDERBILT
3. FLORIDA
4. TCU
5. LSU

6. Miami
7. ARKANSAS
8. Cal State Fullerton
9. Illinois
10. Louisville
11. TEXAS A&M
12. Florida State
13. Missouri State
14. Maryland
15. VCU
16. Louisiana-Lafayette
17. UCLA
18. Oregon State
19. Oklahoma State
20. Iowa
21. St. John's
22. Radford
23. California
24. Southern California
25. U.C. Santa Barbara
26. Notre Dame
27. Dallas Baptist
28. College of Charleston
29. Rice
30. Florida Atlantic

## 2016

1. Coastal Carolina
2. Arizona
3. TCU
4. Oklahoma State
5. Texas Tech
6. UC Santa Barbara
7. FLORIDA
8. Miami
9. TEXAS A&M
10. MISSISSIPPI STATE
12. SOUTH CAROLINA
13. LSU
14. Florida State
15. East Carolina
16. Boston College
17. Virginia
18. Clemson
19. Louisiana-Lafayette
20. N.C. State
21. Xavier
22. Washington
23. VANDERBILT
24. Dallas Baptist
25. Tulane
26. South Alabama
27. Southern Miss
28. Cal State Fullerton
29. Arizona State
30. Rice

## 2017

1. Florida
2. Louisiana St.
3. Oregon St.
4. Texas Christian
5. Louisville
6. Florida St.
7. Cal. St. Fullerton
8. Texas A&M
9. Long Beach St.
10. Kentucky
11. Missouri St.
12. Wake Forest

13. Mississippi St.
14. Sam Houston St.
15. Vanderbilt
16. Davidson
17. North Carolina
18. Stanford
19. Texas Tech.
20. Dallas Baptist
21. Virginia
22. Arkansas
23. Southern Mississippi
24. Arizona
25. Clemson
26. South Alabama
27. Houston
28. Texas
29. Auburn
30. N.C. State

## 2018

1. Oregon State
2. Arkansas
3. Florida
4. Mississippi State
5. North Carolina
6. Texas Tech
7. Texas
8. Washington
9. Minnesota
10. Stetson
11. Duke
12. South Carolina
13. Tennessee Tech
14. Cal State Fullerton
15. Auburn
16. Vanderbilt
17. Clemson
18. Stanford
19. Ole Miss
20. Georgia
21. Southern Miss
22. N.C. State
23. Louisville
24. Oklahoma
25. UCLA
26. Houston
27. Connecticut
28. Coastal Carolina
29. East Carolina
30. St. John's

## USA Today/Coaches

### 1992

1. Pepperdine
2. Cal State Fullerton
3. Miami (Fla.)
4. Texas
5. Wichita State
6. Florida State
7. Oklahoma
8. LSU
9. Clemson
10. California
11. Oklahoma State
12. Hawaii
13. FLORIDA
14. Notre Dame
15. Stanford
16. North Carolina State

17. Arizona
18. Long Beach State
19. Georgia Tech
20. Texas A&M
21. MISSISSIPPI STATE
22. Cal State Northridge
23. Western Carolina
24. UCLA
25. Ohio State

### 1993

1. LSU
2. Wichita State
3. Long Beach State
4. Texas A&M
5. Oklahoma State
6. Texas
7. Arizona State
8. Kansas
9. Georgia Tech
10. Arizona
11. North Carolina State
12. Fresno State
13. Florida State
14. Pepperdine
15. Cal State Fullerton
16. Clemson
17. Notre Dame
18. Ohio State
19. TENNESSEE
20. Southern Cal
21. MISSISSIPPI STATE
22. UCLA
23. North Carolina
24. Baylor
25. SOUTH CAROLINA

### 1994

1. Oklahoma
2. Georgia Tech
3. Arizona State
4. Cal State Fullerton
5. Miami (Fla.)
6. Florida State
7. LSU
8. AUBURN
9. Clemson
10. Oklahoma State
11. Southern Cal
12. TENNESSEE
13. Ohio State
14. Texas
15. Washington
16. Long Beach State
17. Notre Dame
18. Wichita State
19. Memphis
20. Stanford
21. North Carolina State
22. Nevada
23. FLORIDA
24. Kansas
25. Minnesota

### 1995

1. Cal State Fullerton
2. Southern Cal
3. Miami (Fla.)
4. Florida State
5. TENNESSEE

6. Stanford
7. Clemson
8. Oklahoma
9. Texas Tech
10. AUBURN
11. Oklahoma State
12. Rice
13. Texas A&M
14. LSU
15. ALABAMA
16. Wichita State
17. Long Beach State
18. Texas
19. OLE MISS
20. Central Florida
21. Florida International
22. Pepperdine
23. Fresno State
24. North Carolina
25. South Alabama

### 1996

1. LSU
2. Miami (Fla.)
3. FLORIDA
4. Clemson
5. Florida State
6. ALABAMA
7. Wichita State
8. Oklahoma State
9. Southern Cal
10. Cal State Northridge
11. Cal State Fullerton
12. Texas Tech
13. TENNESSEE
14. Stanford
15. Rice
16. UCLA
17. Virginia
18. South Florida
19. Texas
20. Georgia Tech
21. Georgia Southern
22. UNLV
23. Massachusetts
24. MISSISSIPPI STATE
25. South Alabama

### 1997

1. LSU
2. ALABAMA
3. Miami (Fla.)
4. Stanford
5. AUBURN
6. MISSISSIPPI STATE
7. UCLA
8. Rice
9. Florida State
10. Southern Cal
11. Georgia Tech
12. Oklahoma State
13. Arizona State
14. Texas Tech
15. Washington
16. South Alabama
17. Wichita State
18. FLORIDA
19. TENNESSEE
20. N.C. State
21. Oklahoma

22. Texas A&M
23. Fresno State
24. Clemson
25. Long Beach State

### 1998

1. Southern California
2. Arizona State
3. LSU
4. Long Beach State
5. Miami (Fla.)
6. MISSISSIPPI STATE
7. FLORIDA
8. Florida State
9. ALABAMA
10. Stanford
11. Texas A&M
12. Cal State Fullerton
13. AUBURN
14. Wichita State
15. Rice
16. South Alabama
17. Washington
18. SOUTH CAROLINA
19. Clemson
20. Georgia Tech
21. Oklahoma
22. Baylor
23. Texas Tech
24. North Carolina
25. Illinois

### 1999

1. Miami (Fla.)
2. Florida State
3. Stanford
4. ALABAMA
5. Rice
6. Cal State Fullerton
7. Texas A&M
8. Oklahoma State
9. Baylor
10. Wake Forest
11. AUBURN
12. Ohio State
13. Southern California
14. Clemson
15. Wichita State
16. LSU
17. Pepperdine
18. Southwestern Louisiana
19. Tulane
20. ARKANSAS
21. Texas Tech
22. Florida Atlantic
23. East Carolina
24. MISSISSIPPI STATE
25. Nebraska

### 2000

1. LSU
2. Stanford
3. Florida State
4. Southern Cal
5. Clemson
6. Louisiana-Lafayette
7. Texas
8. South Carolina
9. San Jose State
10. Georgia Tech

11. Nebraska
12. Houston
13. Miami (Fla.)
14. Mississippi State
15. UCLA
16. Arizona State
17. Baylor
18. Penn State
19. North Carolina
20. Auburn
21. Florida
22. Alabama
23. Cal State Fullerton
24. Wake Forest
25. Loyola Marymount

## 2001

1. Miami (Fla.)
2. Stanford
3. Cal State Fullerton
4. Southern California
5. Tennessee
6. Tulane
7. Nebraska
8. Georgia
9. LSU
10. Florida State
11. East Carolina
12. Rice
13. South Carolina
14. Clemson
15. Notre Dame
16. Central Florida
17. Mississippi State
18. Florida Int.
19. Wake Forest
20. Pepperdine
21. Georgia Tech
22. Arizona State
23. Texas Tech
24. South Alabama
25. Baylor

## 2002

1. Texas
2. SOUTH CAROLINA
3. Clemson
4. Stanford
5. Georgia Tech
6. Rice
7. Notre Dame
8. Nebraska
9. Florida State
10. Houston
11. LSU
12. ALABAMA
13. Wake Forest
14. Southern California
15. FLORIDA
16. Richmond
17. Wichita State
18. Florida Atlantic
19. Arizona State
20. Miami (Fla.)
21. North Carolina
22. Arkansas
23. Cal State Northridge
24. East Carolina
25. San Jose State

## 2003

1. Rice
2. Stanford
3. Cal St. Fullerton
4. Texas
5. Miami
6. LSU
7. SOUTH CAROLINA
8. Florida State
9. Arizona State
10. Long Beach State
11. SW Missouri State
12. NC State
13. Baylor
14. Nebraska
15. Texas A&M
16. Georgia Tech
17. AUBURN
18. Southern Mississippi
19. MISSISSIPPI STATE
20. Ohio State
21. North Carolina
22. UNLV
23. Richmond
24. Houston
25. Florida Atlantic

## 2004

1. CS Fullerton
2. Texas
3. South Carolina
4. Miami, Fla.
5. Georgia
6. LSU
7. Arizona
- (tie) Arkansas
9. East Carolina
- (tie) Long Beach State
11. Rice
12. Georgia Tech
13. Stanford
14. Florida State
15. Texas A&M
16. Florida
17. Tulane
18. Vanderbilt
19. Notre Dame
20. Arizona State
21. Virginia
22. Wichita State
23. Washington
24. North Carolina
25. Ole Miss

## 2005

1. Texas
2. Florida
3. Tulane
4. Baylor
5. Arizona State
6. Nebraska
7. Oregon State
8. Cal State Fullerton
9. Tennessee
10. Georgia Tech
11. Rice
12. Ole Miss
13. Miami (Fla.)
14. Florida State
15. Southern California

16. Clemson
17. Arizona
18. LSU
19. Mississippi State
20. Long Beach State
21. South Carolina
22. North Carolina
23. Louisiana-Lafayette
24. Alabama
25. College of Charleston

## 2006

1. Oregon State
2. North Carolina
3. Rice
4. Cal State Fullerton
5. Clemson
6. Miami (Fla.)
7. Georgia Tech
8. Georgia
9. Alabama
10. Ole Miss
11. Oklahoma
12. Texas
13. Charleston
14. Virginia
15. Kentucky
16. Stanford
17. South Carolina
18. Nebraska
19. Oral Roberts
20. Florida State
21. Missouri
22. Arkansas
23. Arizona State
24. Houston
25. Pepperdine

## 2007

1. Oregon State
2. North Carolina
3. Rice
4. UC Irvine
5. Arizona State
6. Vanderbilt
7. Louisville
8. Mississippi State
9. Cal State Fullerton
10. South Carolina
11. Texas
12. Texas A&M
13. Wichita State
14. Florida State
15. Clemson
16. Virginia
17. Ole Miss
18. San Diego
19. Michigan
20. Coastal Carolina
21. Arkansas
22. UCLA
23. Oklahoma State
24. Missouri
25. Texas Christian

## 2008

1. Fresno State
2. Georgia
3. North Carolina
4. Miami (Fla.)

5. Stanford
6. LSU
7. Rice
8. Florida State
9. Arizona State
10. Cal State Fullerton
11. UC-Irvine
12. Texas A&M
13. Wichita State
14. Arizona
15. North Carolina State
16. Coastal Carolina
17. San Diego
18. Oklahoma State
19. Missouri
20. Long Beach State
21. Texas
22. Michigan
23. Nebraska
24. Georgia Tech
25. Kentucky

## 2009

1. LSU
2. Texas
3. Arizona State
4. North Carolina
5. Virginia
6. Arkansas
7. Cal State-Fullerton
8. Southern Mississippi
9. Rice
10. Florida State
11. Ole Miss
12. TCU
13. Florida
14. Clemson
15. East Carolina
16. UC-Irvine
17. Louisville
18. Georgia Tech
19. Oklahoma
20. Miami (Fla.)
21. South Carolina
22. Kansas State
23. Coastal Carolina
24. Georgia
25. Vanderbilt

## 2010

1. South Carolina
2. UCLA
3. TCU
4. Clemson
5. Oklahoma
6. Florida State
7. Arizona State
8. Florida
9. Texas
10. Virginia
11. Coastal Carolina
12. Cal State Fullerton
13. Vanderbilt
14. Arkansas
15. Miami (Fla.)
16. Louisville
17. Georgia Tech
18. Alabama
19. Auburn
20. Rice

21. Texas A&M
22. UC-Irvine
23. Connecticut
24. Ole Miss
25. LSU

## 2011

1. South Carolina
2. Florida
3. Vanderbilt
4. Virginia
5. North Carolina
6. Texas A&M
7. Texas
8. California
9. Florida State
10. Arizona State
11. Oregon State
12. UC-Irvine
13. Stanford
14. Connecticut
15. Mississippi State
16. Clemson
17. Cal State-Fullerton
18. Dallas Baptist
19. TCU
20. Georgia Tech
21. Rice
22. UCLA
23. Arkansas
24. Miami (Fla.)
25. Arizona

## 2012

1. Arizona
2. South Carolina
3. Arkansas
4. Florida State
5. UCLA
6. Florida
7. Kent State
8. Stony Brook
9. Baylor
10. Oregon
11. LSU
12. Stanford
13. North Carolina State
14. Oklahoma
15. TCU
16. St. John's
17. North Carolina
18. Texas A&M
19. Kentucky
20. Rice
21. Purdue
22. Oregon State
23. Virginia
24. Central Florida
25. Vanderbilt

## 2013

1. UCLA
2. MISSISSIPPI STATE
3. North Carolina
4. Oregon State
5. North Carolina State
6. LSU
7. Indiana
8. Louisville
9. VANDERBILT

10. Cal State Fullerton
11. Virginia
12. SOUTH CAROLINA
13. Florida State
14. Kansas State
15. Oregon
15. Rice
17. Oklahoma
18. ARKANSAS
19. Arizona State
19. Virginia Tech
21. Oklahoma State
22. Florida Atlantic
23. Georgia Tech
24. Cal Poly
25. Clemson

## 2014

1. Vanderbilt
2. Virginia
3. Texas
4. Ole Miss
5. TCU
6. Louisville
7. UC Irvine
- T8. Louisiana-Lafayette
- T8. Texas Tech
10. Oklahoma State
11. Houston
12. Oregon State
13. Maryland
14. Pepperdine
15. Stanford
16. LSU
17. Indiana
18. Cal Poly
19. College of Charleston
20. Kennesaw State
21. Florida State
22. South Carolina
23. Miami (Fla.)
24. Florida
25. Rice

## 2015

1. Virginia
2. Vanderbilt
3. Florida
4. TCU
5. LSU
6. Miami
7. Cal State Fullerton
8. Arkansas
9. Louisville
10. Texas A&M
11. Illinois
12. Missouri State
13. Florida State
14. Maryland
15. UCLA
16. Louisiana-Lafayette
17. Dallas Baptist
18. Oklahoma State
19. VCU
20. Charleston
21. UC-Santa Barbara
22. Southern California
23. Houston
24. Florida Atlantic
25. Oregon State

## 2016

1. Coastal Carolina
2. Arizona
3. TCU
4. Oklahoma State
5. Florida
6. Texas Tech
7. UC Santa Barbara
8. Miami
9. Texas A&M
10. Louisville
11. Mississippi State
12. LSU
13. Florida State
14. South Carolina
15. Clemson
16. East Carolina
17. Vanderbilt
18. Ole Miss
19. Louisiana-Lafayette
20. N.C. State
21. Boston College
22. Virginia
23. Southern Miss
24. Tulane
25. Dallas Baptist

## 2017

1. Florida
2. Louisiana State
3. Oregon State
4. Texas Christian
5. Louisville
6. Florida State
7. Cal State Fullerton
8. Texas A&M
9. Long Beach State
10. Kentucky
11. Wake Forest
12. Mississippi State
13. North Carolina
14. Missouri State
15. Texas Tech
16. Vanderbilt
17. Stanford
18. Arkansas
19. Sam Houston State
20. Southern Mississippi
21. Virginia
22. Clemson
23. Davidson
24. Houston
25. Texas

## 2018

1. Oregon State
2. Arkansas
3. Florida
4. North Carolina
5. Texas Tech
6. Mississippi State
7. Texas
8. Washington
9. Auburn
10. Duke
11. Minnesota
12. Tennessee Tech
13. Stetson
14. Stanford

15. Ole Miss
16. Vanderbilt
17. South Carolina
18. Clemson
19. Cal State Fullerton
20. Georgia
21. Florida State
22. N.C. State
23. East Carolina
24. Southern Miss
25. Louisville

# SEC COMPOSITE SCHEDULE



\*Ole Miss at Missouri - 3:00 p.m. (SECN)

## March 26 (Tuesday)

Florida vs. Florida State - 6:00 p.m. [Jacksonville, Fla.]  
East Tennessee State at Tennessee - 6:00 p.m.  
Morehead State at Kentucky - 6:30 p.m.  
Alabama vs. Auburn - 7:00 p.m. (SECN) [Montgomery, Ala.]  
Georgia at Georgia Tech - 7:00 p.m.  
Ole Miss at Memphis - 7:00 p.m.  
Missouri at UTSA - 7:00 p.m.  
North Carolina A&T at South Carolina - 7:00 p.m.  
Arkansas at Missouri State - 7:30 p.m.  
McNeese State at LSU - 7:30 p.m.  
Mississippi Valley State at Mississippi State - 7:30 p.m.  
Lamar at Texas A&M - 7:30 p.m.  
Vanderbilt vs. Lipscomb - 7:30 p.m. [Nashville, Tenn.]

## March 27 (Wednesday)

Missouri at Incarnate Word - 7:30 p.m.

## March 28 (Thursday)

\*Georgia at Kentucky - 7:00 p.m. (SECN)  
\*LSU at Mississippi State - 7:00 p.m. (ESPNU)

## March 29 (Friday)

\*Alabama at Florida - 6:30 p.m.  
\*Georgia at Kentucky - 6:30 p.m.  
\*Auburn at South Carolina - 7:00 p.m. (SECN)  
\*LSU at Mississippi State - 7:00 p.m.  
\*Missouri at Texas A&M - 7:30 p.m.  
\*Tennessee at Vanderbilt - 7:30 p.m.  
\*Ole Miss at Arkansas - 9:00 p.m. (ESPNU)

## March 30 (Saturday)

\*Auburn at South Carolina - 1:00 p.m. (SECN)  
\*Georgia at Kentucky - 2:00 p.m.  
\*LSU at Mississippi State - 3:00 p.m.  
\*Missouri at Texas A&M - 3:00 p.m.  
\*Ole Miss at Arkansas - 4:00 p.m. (SECN)  
\*Alabama at Florida - 6:30 p.m.  
\*Tennessee at Vanderbilt - 9:00 p.m. (SECN)

## March 31 (Sunday)

\*Auburn at South Carolina - 12:00 p.m. (SECN)  
\*Alabama at Florida - 1:00 p.m.  
\*Missouri at Texas A&M - 2:00 p.m.  
\*Ole Miss at Arkansas - 2:30 p.m.  
\*Tennessee at Vanderbilt - 3:00 p.m. (SECN)

## April 2 (Tuesday)

North Alabama at Ole Miss - 12:00 p.m.  
Florida A&M at Florida - 6:00 p.m.  
Georgia at Clemson - 6:00 p.m.  
Kentucky at Louisville - 6:00 p.m.  
Troy at Alabama - 7:00 p.m.  
Georgia Tech at Auburn - 7:00 p.m.  
St. Louis at Missouri - 7:00 p.m.  
South Carolina vs. N.C. State - 7:00 p.m. [Charlotte, N.C.]  
Belmont at Tennessee - 7:00 p.m. (SECN)  
Little Rock at Arkansas - 7:30 p.m.  
Grambling State at LSU - 7:30 p.m.  
Texas A&M at Texas - 7:30 p.m. [Longhorn Network]  
Western Kentucky at Vanderbilt - 7:30 p.m.

## April 3 (Wednesday)

Louisiana Monroe at Mississippi State - 7:30 p.m.

## April 4 (Thursday)

\*South Carolina at Alabama - 7:00 p.m. (SECN)  
\*Arkansas at Auburn - 7:30 p.m. (ESPNU)

## April 5 (Friday)

\*Mississippi State at Tennessee - 6:30 p.m.  
\*South Carolina at Alabama - 7:00 p.m. (SECN)  
\*Arkansas at Auburn - 7:00 p.m.  
\*Vanderbilt at Georgia - 7:00 p.m.  
\*Florida at Ole Miss - 7:30 p.m.  
\*Kentucky at Missouri - 7:30 p.m.  
\*Texas A&M at LSU - 8:00 p.m.

## April 6 (Saturday)

\*South Carolina at Alabama - 2:00 p.m.  
\*Vanderbilt at Georgia - 2:00 p.m.  
\*Arkansas at Auburn - 3:00 p.m.  
\*Kentucky at Missouri - 3:00 p.m.  
\*Mississippi State at Tennessee - 6:00 p.m.  
\*Florida at Ole Miss - 8:00 p.m. (SECN)  
\*Texas A&M at LSU - 8:00 p.m. (ESPNU)

## April 7 (Sunday)

\*Vanderbilt at Georgia - 12:00 p.m. (SECN)  
\*Kentucky at Missouri - 2:00 p.m.

\*Mississippi State at Tennessee - 2:00 p.m.

\*Florida at Ole Miss - 2:30 p.m.  
\*Texas A&M at LSU - 3:00 p.m. (SECN)

## April 9 (Tuesday)

Florida at Florida State - 6:00 p.m.  
Lipscomb at Tennessee - 6:00 p.m.  
Alabama at Samford - 7:00 p.m.  
Jacksonville State at Auburn - 7:00 p.m.  
Georgia Tech at Georgia - 7:00 p.m. (SECN)  
Ole Miss vs. Southern Miss - 7:00 p.m. [Pearl, Miss.]  
Missouri at SIU Edwardsville - 7:00 p.m.  
Charlotte at South Carolina - 7:00 p.m.  
Vanderbilt at Middle Tennessee - 7:00 p.m.  
Oral Roberts at Arkansas - 7:30 p.m.  
LSU at Southern - 7:30 p.m.  
Texas State at Texas A&M - 7:30 p.m.

## April 10 (Wednesday)

Kentucky at Lipscomb - 7:00 p.m.  
South Alabama at Mississippi State - 7:30 p.m.

## April 11 (Thursday)

\*Georgia at Tennessee - 7:00 p.m. (SECN)  
\*South Carolina at Florida - 7:30 p.m. (ESPNU)

## April 12 (Friday)

\*South Carolina at Florida - 6:30 p.m.  
\*Georgia at Tennessee - 6:30 p.m.  
\*Alabama at Mississippi State - 7:30 p.m.  
\*Auburn at Texas A&M - 7:30 p.m.  
\*Kentucky at Ole Miss - 7:30 p.m.  
\*LSU at Missouri - 7:30 p.m.  
\*Arkansas at Vanderbilt - 8:00 p.m. (ESPNU)

## April 13 (Saturday)

\*LSU at Missouri - 1:00 p.m.  
\*Auburn at Texas A&M - 3:00 p.m.  
\*Georgia at Tennessee - 3:00 p.m.  
\*Alabama at Mississippi State - 4:00 p.m.  
\*Kentucky at Ole Miss - 8:00 p.m. (SECN)  
\*Arkansas at Vanderbilt - 9:00 p.m. (ESPNU)  
\*South Carolina at Florida - TBA

## April 14 (Sunday)

\*LSU at Missouri - 1:00 p.m. (SECN)  
\*Arkansas at Vanderbilt - 2:00 p.m.  
\*Auburn at Texas A&M - 2:00 p.m.  
\*Kentucky at Ole Miss - 2:30 p.m.  
\*Alabama at Mississippi State - 4:00 p.m. (SECN)

## April 16 (Tuesday)

Jacksonville at Florida - 6:00 p.m.  
Auburn at Georgia Tech - 6:00 p.m.  
Morehead State at Tennessee - 6:00 p.m.  
Louisville at Kentucky - 6:30 p.m.  
Clemson at Georgia - 7:00 p.m. (SECN)  
South Carolina vs. North Carolina - 7:00 p.m. [Charlotte, N.C.]  
Alabama at UAB - 7:30 p.m.  
Arkansas-Pine Bluff at Arkansas - 7:30 p.m.  
Memphis at Ole Miss - 7:30 p.m.  
Texas Southern at Mississippi State - 7:30 p.m.  
Missouri at Missouri State - 7:30 p.m.  
Texas A&M at Houston - 7:30 p.m.  
Indiana State at Vanderbilt - 7:30 p.m.  
LSU vs. UL-Lafayette - 8:00 p.m. [Metairie, La.]

## April 18 (Thursday)

\*Missouri at Georgia - 6:00 p.m. (ESPNU)  
\*Tennessee at Kentucky - 6:30 p.m.  
\*Ole Miss at Auburn - 7:00 p.m.  
\*Florida at LSU - 7:00 p.m. (SECN)  
\*Texas A&M at South Carolina - 7:00 p.m.  
\*Mississippi State at Arkansas - 9:00 p.m. (ESPNU)

## April 19 (Friday)

\*Tennessee at Kentucky - 6:30 p.m.  
\*Vanderbilt at Alabama - 7:00 p.m.  
\*Ole Miss at Auburn - 7:00 p.m.  
\*Missouri at Georgia - 7:00 p.m.  
\*Texas A&M at South Carolina - 7:00 p.m.  
\*Mississippi State at Arkansas - 7:30 p.m.  
\*Florida at LSU - 8:00 p.m. (SECN)

## April 20 (Saturday)

\*Missouri at Georgia - 12:00 p.m.  
\*Ole Miss at Auburn - 2:00 p.m.  
\*Tennessee at Kentucky - 2:00 p.m.  
\*Mississippi State at Arkansas - 3:00 p.m.  
\*Florida at LSU - 3:00 p.m. (ESPNU)  
\*Texas A&M at South Carolina - 4:00 p.m. (SECN)  
\*Vanderbilt at Alabama - 9:00 p.m. (SECN)

## April 21 (Sunday)

\*Vanderbilt at Alabama - 2:00 p.m.

## April 23 (Tuesday)

FAU at Florida - 6:00 p.m.  
Kentucky at Western Kentucky - 6:00 p.m.  
Gardner Webb at Tennessee - 6:00 p.m.  
Auburn at Jacksonville State - 7:00 p.m.  
Mississippi State at Ole Miss - 7:00 p.m.  
Missouri State at Missouri - 7:00 p.m. (SECN)  
South Carolina vs. Charleston Sou. - 7:00 p.m. [N. Augusta, S.C.]  
Northwestern State at Arkansas - 7:30 p.m.  
Lamar at LSU - 7:30 p.m.  
UT Arlington at Texas A&M - 7:30 p.m.  
Georgia vs. Georgia Tech - TBA [Atlanta, Ga. - SunTrust Park]

## April 24 (Wednesday)

Northwestern State at Arkansas - 4:00 p.m.  
Alabama at Jacksonville State - 7:00 p.m.

## April 25 (Thursday)

\*Texas A&M at Ole Miss - 7:00 p.m. (SECN)  
\*Auburn at Vanderbilt - 7:30 p.m. (ESPNU)

## April 26 (Friday)

\*Kentucky at Florida - 6:30 p.m.  
\*LSU at Alabama - 6:00 p.m.  
\*Tennessee at Arkansas - 7:30 p.m.  
\*Georgia at Mississippi State - 7:30 p.m.  
\*Texas A&M at Ole Miss - 7:30 p.m.  
\*South Carolina at Missouri - 7:30 p.m.  
\*Auburn at Vanderbilt - 8:00 p.m. (SECN)

## April 27 (Saturday)

\*Georgia at Mississippi State - 1:00 p.m. (SECN)  
\*Auburn at Vanderbilt - 2:00 p.m.  
\*LSU at Alabama - 3:00 p.m.  
\*Texas A&M at Ole Miss - 3:00 p.m.  
\*Kentucky at Florida - 6:00 p.m. (SECN)  
\*Tennessee at Arkansas - 7:30 p.m.  
\*South Carolina at Missouri - 7:30 p.m.

## April 28 (Sunday)

\*Kentucky at Florida - 12:00 p.m. (ESPNU)  
\*LSU at Alabama - 2:00 p.m.  
\*Georgia at Mississippi State - 2:00 p.m.  
\*South Carolina at Missouri - 3:00 p.m.  
\*Tennessee at Arkansas - 5:00 p.m. (SECN)

## April 30 (Tuesday)

Georgia vs. The Citadel - 6:00 p.m. [N. Augusta, S.C.]  
SE Missouri State at Missouri - 7:00 p.m. (SECN)  
Arkansas vs. Grambling State - 7:30 p.m. [North Little Rock, Ark.]  
Texas A&M at Sam Houston State - 7:30 p.m.  
Tennessee Tech at Vanderbilt - 7:30 p.m.

## May 1 (Wednesday)

Ole Miss at Southern Miss - 7:00 p.m.

## May 2 (Thursday)

\*Mississippi State at Texas A&M - 7:00 p.m. (SECN)

## May 3 (Friday)

\*Arkansas at Kentucky - 6:30 p.m.  
\*Missouri at Tennessee - 6:30 p.m.  
\*Alabama at Auburn - 7:00 p.m.  
\*Florida at Georgia - 7:00 p.m.  
\*Vanderbilt at South Carolina - 7:00 p.m.  
\*Mississippi State at Texas A&M - 7:30 p.m.  
\*Ole Miss at LSU - 8:00 p.m.

## May 4 (Saturday)

\*Missouri at Tennessee - 12:00 p.m. (SECN)  
\*Florida at Georgia - 2:00 p.m.  
\*Arkansas at Kentucky - 2:00 p.m.  
\*Mississippi State at Texas A&M - 3:00 p.m. (SECN)  
\*Ole Miss at LSU - 7:30 p.m.  
\*Alabama at Auburn - 8:00 p.m. (SECN)  
\*Vanderbilt at South Carolina - 8:00 p.m. (ESPNU)

## May 5 (Sunday)

\*Florida at Georgia - 12:30 p.m. (ESPNU)  
\*Arkansas at Kentucky - 1:00 p.m.  
\*Vanderbilt at South Carolina - 1:30 p.m.  
\*Missouri at Tennessee - 2:00 p.m.  
\*Ole Miss at LSU - 3:30 p.m. (ESPNU)  
\*Alabama at Auburn - 4:00 p.m. (SECN)

## May 7 (Tuesday)

South Florida at Florida - 6:00 p.m.  
Austin Peay at Tennessee - 6:00 p.m.

UAB at Auburn - 7:00 p.m.  
Indiana at Kentucky - 7:00 p.m. (SECN)  
Vanderbilt at Louisville - 7:00 p.m. (ESPNU)  
Louisiana Tech at LSU - 7:30 p.m.

## May 8 (Wednesday)

Alabama at Troy - 7:00 p.m.  
Furman at South Carolina - 7:00 p.m.  
Georgia at Jacksonville State - 7:30 p.m.  
Memphis at Mississippi State - 7:30 p.m.

## May 9 (Thursday)

\*LSU at Arkansas - 7:30 p.m. (ESPNU)

## May 10 (Friday)

\*Tennessee at Florida - 6:30 p.m.  
\*Texas A&M at Alabama - 7:00 p.m.  
\*Georgia at Auburn - 7:00 p.m.  
\*Kentucky at South Carolina - 7:00 p.m. (SECN)  
\*LSU at Arkansas - 7:30 p.m.  
\*Mississippi State at Ole Miss - 7:30 p.m.  
\*Missouri at Vanderbilt - 7:30 p.m.

## May 11 (Saturday)

\*Kentucky at South Carolina - 12:00 p.m.  
\*LSU at Arkansas - 2:00 p.m.  
\*Texas A&M at Alabama - 3:00 p.m.  
\*Georgia at Auburn - 3:00 p.m.  
\*Tennessee at Florida - 3:00 p.m.  
\*Missouri at Vanderbilt - 3:00 p.m.  
\*Mississippi State at Ole Miss - 7:00 p.m.

## May 12 (Sunday)

\*Kentucky at South Carolina - 12:00 p.m. (SECN)  
\*Tennessee at Florida - 1:00 p.m.  
\*Mississippi State at Ole Miss - 1:00 p.m. (ESPNU)  
\*Georgia at Auburn - 2:00 p.m.  
\*Missouri at Vanderbilt - 2:00 p.m.  
\*Texas A&M at Alabama - 3:00 p.m. (SECN)

## May 14 (Tuesday)

Tennessee Tech at Tennessee - 6:00 p.m.  
Samford at Alabama - 7:00 p.m.  
North Alabama at Auburn - 7:00 p.m.  
Michigan at Kentucky - 7:00 p.m. (SECN)  
USC Upstate at South Carolina - 7:00 p.m.  
New Orleans at LSU - 7:30 p.m.  
Ole Miss at Arkansas State - 7:30 p.m.  
Middle Tennessee at Vanderbilt - 7:30 p.m.

## May 16 (Thursday)

\*Vanderbilt at Kentucky - 6:30 p.m.  
\*Ole Miss at Tennessee - 6:30 p.m.  
\*Alabama at Georgia - 7:00 p.m.  
\*Arkansas at Texas A&M - 7:30 p.m.  
\*Auburn at LSU - 7:30 p.m.  
\*Florida at Missouri - 7:30 p.m.  
\*South Carolina at Mississippi State - 7:30 p.m.

## May 17 (Friday)

\*Vanderbilt at Kentucky - 6:30 p.m.  
\*Ole Miss at Tennessee - 6:30 p.m.  
\*Alabama at Georgia - 7:00 p.m.  
\*Arkansas at Texas A&M - 7:30 p.m.  
\*Florida at Missouri - 7:30 p.m.  
\*South Carolina at Mississippi State - 7:30 p.m.  
\*Auburn at LSU - 8:00 p.m.

## May 18 (Saturday)

\*Alabama at Georgia - 2:00 p.m.  
\*Vanderbilt at Kentucky - 2:00 p.m.  
\*Ole Miss at Tennessee - 2:00 p.m.  
\*South Carolina at Mississippi State - 2:00 p.m.  
\*Arkansas at Texas A&M - 3:00 p.m.  
\*Auburn at LSU - 3:00 p.m.  
\*Florida at Missouri - 3:00 p.m.

**Tuesday, May 21-Sunday, May 26**  
SEC Tournament - Hoover, Ala.

**Friday, May 31-Monday, June 3**  
NCAA Regionals (Campus Sites)

**Friday, June 7-Monday, June 10**  
NCAA Super Regionals

**Friday, June 14-Friday, June 26**  
College World Series (Omaha, Neb.)


\*SEC game  
All times Eastern and subject to change.



**RIGHT  
NOW,  
YOU'RE  
WATCHING  
THIS  
HERE.**



► *Dari Nowkhah*



► *Peter Burns*



**WATCH US TALK  
ABOUT IT HERE.**



STREAMING  
LIVE 

► [SECNetwork.com/Now](http://SECNetwork.com/Now)